

# SNX1000 Report

## Monthly Report on the Emerging Markets 1000

### February 2020

#### Index Fundamentals

<b>TTM Div. Yield</b> <u>MXEF</u> <u>SNX1000</u> 2.88      2.15		<b>Forward Div. Yield</b> <u>MXEF</u> <u>SNX1000</u> 3.17      2.49		<b>Forecast</b> <u>MXEF</u> <u>SNX1000</u> +10.18%      +15.66%	
---	--	---	--	---	--

Source: Bloomberg

#### Index Performance










Total Return Price Appreciation		Compound Annual Growth Rate	
1 Month	-3.83%	1 Year	2.63%
YTD	-6.63%	3 Year	5.91%
1 Year	2.63%	5 Year	2.88%
3 Year	18.80%	Since Inception	6.28%
5 Year	15.28%		
Inception	241.86%		

\*Returns under 1 year are not annualized








Source: S-Network as of 2/29/2020

SNX1000 Sector Performance (1/31/20 – 2/29/20)		Leading Movers				
Communication Services	-0.79%	Company Name	Ticker	Opening	Closing	Change
Consumer Discretionary	-2.32%	WINNING HEALTH TECHNOLOGY	300253 CH	2.30	3.68	60.00%
Consumer Staples	-4.65%	MUYUAN FOODSTUFF CO LTD	002714 CH	11.79	16.67	41.39%
Energy	-13.03%	JIANGSU YUYUE MEDICAL EQUIPMEN	002223 CH	3.52	4.97	41.19%
Financials	-5.99%	YONYOU NETWORK TECH CO LTD	600588 CH	4.70	6.59	40.21%
Health Care	2.23%	TSINGHUA UNISPLENDOR CO	000938 CH	4.77	6.50	36.27%
Industrials	-4.65%	Lagging Movers				
Information Technology	3.40%	Company Name	Ticker	Opening	Closing	Change
Materials	-7.68%	POLSKA GRUPA ENERGETYCZNA SA	PGE PW	1.77	1.13	-36.16%
Real Estate	-0.75%	IRB BRASIL RESSEGUROS	IRBR3 BZ	10.49	7.37	-29.74%
Utilities	-8.39%	GOL LINHAS AEREAS INTELIGENTES S.A.	GOLL4 BZ	8.01	5.67	-29.21%
		AZUL S.A. SPONSORED ADR PFD	AZUL4 BZ	13.87	9.85	-28.98%
		ULTRAPAR PARTICIPACOES S.A.	UGPA3 BZ	5.91	4.23	-28.43%







## Communication Services:



-  Baidu Inc's revenues increased +5.0% for the year ended December 2019 to CNY107.41 billion from CNY102.28 billion a year earlier, while net income fell -92.5% to CNY2.06 billion from CNY27.57 billion. [Quick Link 1](#)
-  America Movil Sab De Cv's revenues decreased -2.9% for the year ended December 2019 to MXN1.01 trillion from MXN1.04 trillion a year earlier, while net income rose +28.8% to MXN67.73 billion from MXN52.57 billion. [Quick Link 2](#)
-  Netease's revenues increased +15.7% for the year ended December 2019 to CNY59.24 billion from CNY51.18 billion a year earlier, while net income rose +245.4% to CNY21.24 billion from CNY6.15 billion. [Quick Link 3](#)
-  Bharti Airtel Ltd reported a net loss of INR10.35 billion for the quarter ended December 2019 compared to a net income of INR0.86 billion a year earlier, while revenues increased +8.5% to INR219.47 billion from INR202.31 billion. [Quick Link 4](#)
-  Yandex Nv's revenues increased +37.4% for the year ended December 2019 to RUB175.39 billion from RUB127.66 billion a year earlier, while net income fell -72.1% to RUB12.83 billion from RUB45.98 billion. [Quick Link 5](#)
-  Autohome Inc's revenues increased +16.5% for the year ended December 2019 to CNY8.42 billion from CNY7.23 billion a year earlier, while net income rose +11.5% to CNY3.20 billion from CNY2.87 billion. [Quick Link 6](#)
-  Advanced Info Service Pcl's revenues increased +6.5% for the year ended December 2019 to THB180.89 billion from THB169.86 billion a year earlier, while net income rose +5.1% to THB31.19 billion from THB29.68 billion. [Quick Link 7](#)
-  Grupo Televisa's net sales increased +0.2% for the year ended December 2019 to MXN101.49 billion from MXN101.28 billion a year earlier, while net profit fell -21.5% to MXN4.72 billion from MXN6.01 billion. [Quick Link 8](#)
-  Telefonica Brasil S.A.'s revenues increased +0.9% for the quarter ended December 2019 to BRL16.94 billion from BRL16.79 billion a year earlier, while net income fell -14.8% to BRL1.27 billion from BRL1.49 billion. [Quick Link 9](#)

## Consumer Discretionary:




-  Alibaba Group Holding Ltd's revenues increased +37.7% for the quarter ended December 2019 to CNY161.46 billion from CNY117.28 billion a year earlier, while net income rose +57.5% to CNY52.17 billion from CNY33.12 billion. [Quick Link 10](#)
-  Mercadolibre Inc reported a net loss of \$172.0 million for the year ended December 2019 compared to a net loss of \$36.6 million a year earlier, while revenues increased +59.7% to \$2.30 billion from \$1.44 billion. [Quick Link 11](#)
-  Yum China Holdings Inc's revenues increased +4.3% for the year ended December 2019 to \$8.78 billion from \$8.42 billion a year earlier, while net income rose +0.7% to \$713.0 million from \$708.0 million. [Quick Link 12](#)
-  Lojas Renner Sa's revenues increased +13.8% for the year ended December 2019 to BRL9.59 billion from BRL8.43 billion a year earlier, while net income rose +7.8% to BRL1.10 billion from BRL1.02 billion. [Quick Link 13](#)
-  Magazine Luiza Sa's revenues increased +38.6% for the year ended December 2019 to BRL27.27 billion from BRL19.67 billion a year earlier, while net income rose +54.3% to BRL921.8 million from BRL597.4 million. [Quick Link 14](#)
-  Titan Co Ltd's revenues increased +8.6% for the quarter ended December 2019 to INR62.26 billion from INR57.33 billion a year earlier, while net income rose +7.2% to INR3.58 billion from INR3.34 billion. [Quick Link 15](#)
-  Mahindra & Mahindra Ltd's revenues decreased -6.4% for the quarter ended December 2019 to INR125.52 billion from INR134.11 billion a year earlier, while net income fell -72.5% to INR3.00 billion from INR10.91 billion. [Quick Link 16](#)

## Consumer Staples:

-  Fomento Economico Mexicano Sab De Cv's revenues increased +7.9% for the year ended December 2019 to MXN506.7 billion from MXN469.74 billion a year earlier, while net income fell -12.1% to MXN28.05 billion from MXN31.91 billion. [Quick Link 17](#)
-  Ambev Sa's revenues increased +4.7% for the year ended December 2019 to BRL52.60 billion from BRL50.23 billion a year earlier, while net profit rose +7.4% to BRL12.19 billion from BRL11.35 billion. [Quick Link 18](#)
-  Walmex's revenues increased +4.9% for the year ended December 2019 to MXN646.85 billion from MXN616.91 billion a year earlier, while net income rose +3.1% to MXN37.90 billion from MXN36.75 billion. [Quick Link 19](#)
-  Cp All Pcl's revenues increased +8.3% for the year ended December 2019 to THB571.11 billion from THB527.17 billion a year earlier, while net income rose +6.7% to THB22.34 billion from THB20.93 billion. [Quick Link 20](#)
-  Bid Corp Ltd's revenues increased +3.2% for the half year ended December 2019 to ZAR68.22 billion from ZAR66.09 billion a year earlier, while net income rose +21.4% to ZAR2.27 billion from ZAR1.87 billion. [Quick Link 21](#)
-  Raia Drogasil S.A.'s revenues increased +18.6% for the year ended December 2019 to BRL18.40 billion from BRL15.52 billion a year earlier, while net income rose +7.0% to BRL587.2 million from BRL548.6 million. [Quick Link 22](#)

-  Nestle India Ltd's net sales increased +9.2% for the year ended December 2019 to INR126.16 billion from INR115.51 billion a year earlier, while net income rose +15.8% to INR18.15 billion from INR15.67 billion. [Quick Link 23](#)
-  Britannia Industries Ltd.'s revenues increased +5.0% for the quarter ended December 2019 to INR30.48 billion from INR29.02 billion a year earlier, while net income rose +23.9% to INR3.73 billion from INR3.01 billion. [Quick Link 24](#)



### Energy:


-  Novatek OAO's revenues increased +3.7% for the year ended December 2019 to RUB862.80 billion from RUB831.76 billion a year earlier, while net income rose +428.6% to RUB865.48 billion from RUB163.74 billion. [Quick Link 25](#)
-  PTT PCL's revenues decreased -5.1% for the year ended December 2019 to THB2.22 trillion from THB2.34 trillion a year earlier, while net income fell -22.3% to THB92.95 billion from THB119.65 billion. [Quick Link 26](#)
-  Bharat Petroleum Corp Ltd's revenues decreased -3.7% for the quarter ended December 2019 to INR858.83 billion from INR892.05 billion a year earlier, while net income rose +289.6% to INR12.00 billion from INR3.08 billion. [Quick Link 27](#)

### Financials:


-  Sberbank Rossii Pao's net sales increased +10.2% for the year ended December 2019 to RUB2.26 trillion from RUB2.05 trillion a year earlier, while net income rose +1.4% to RUB844.90 billion from RUB832.90 billion. [Quick Link 28](#)
-  Itau Unibanco Holding Sa's revenues increased +7.1% for the year ended December 2019 to BRL119.79 billion from BRL111.82 billion a year earlier, while net income rose +10.2% to BRL28.36 billion from BRL25.73 billion. [Quick Link 29](#)
-  Banco Bradesco Sa's net sales increased +5.4% for the year ended December 2019 to BRL58.76 billion from BRL55.76 billion a year earlier, while net income rose +20.1% to BRL25.89 billion from BRL21.56 billion. [Quick Link 30](#)
-  Bank Central Asia Tbk Pt's net sales increased +13.6% for the year ended December 2019 to IDR71.62 trillion from IDR63.04 trillion a year earlier, while net profit rose +10.5% to IDR28.57 trillion from IDR25.86 trillion. [Quick Link 31](#)
-  Ping An Bank Co Ltd's net sales increased +9.0% for the year ended December 2019 to CNY177.55 billion from CNY162.89 billion a year earlier, while net profit rose +13.6% to CNY28.20 billion from CNY24.82 billion. [Quick Link 32](#)
-  Banco Do Brasil Sa's net sales increased +6.4% for the year ended December 2019 to BRL53.09 billion from BRL49.91 billion a year earlier, while net income rose +41.2% to BRL18.16 billion from BRL12.86 billion. [Quick Link 33](#)
-  Itausa Investimentos Itau sa's revenues increased +11.9% for the year ended December 2019 to BRL192.11 billion from BRL171.75 billion a year earlier, while net income rose +4.9% to BRL26.31 billion from BRL25.08 billion. [Quick Link 34](#)
-  Credicorp Limited's net sales increased +7.5% for the year ended December 2019 to \$12.38 billion from \$11.52 billion a year earlier, while net profit rose +7.3% to \$4.27 billion from \$3.98 billion. [Quick Link 35](#)
-  Public Bank Bhd's revenues increased +1.9% for the year ended December 2019 to MYR22.45 billion from MYR22.04 billion a year earlier, while net income fell -1.4% to MYR5.51 billion from MYR5.59 billion. [Quick Link 36](#)
-  Malayan Banking Bhd's revenues increased +4.0% for the year ended December 2019 to MYR24.11 billion from MYR23.19 billion a year earlier, while net income rose +1.1% to MYR8.20 billion from MYR8.11 billion. [Quick Link 37](#)
-  Pko Bank Polski Sa's net sales increased +9.1% for the year ended December 2019 to €2.39 billion from €2.19 billion a year earlier, while net profit rose +6.8% to €937.0 million from €877.0 million. [Quick Link 38](#)
-  Commercial International Bank Egypt SAE's net sales increased +13.9% for the year ended December 2019 to EGP42.60 billion from EGP37.40 billion a year earlier, while net income rose +23.2% to EGP11.80 billion from EGP9.58 billion. [Quick Link 39](#)
-  Irb Brasil Resseguros's net sales increased +22.4% for the year ended December 2019 to BRL8.52 billion from BRL6.96 billion a year earlier, while net income rose +44.3% to BRL1.76 billion from BRL1.22 billion. [Quick Link 40](#)
-  BB Seguridade Participacoes S.A.'s net sales increased +19.5% for the year ended December 2019 to BRL5.39 billion from BRL4.51 billion a year earlier, while net income rose +88.1% to BRL6.66 billion from BRL3.54 billion. [Quick Link 41](#)


### Health Care:

-  Bangkok Dusit Medical Services PCL's revenues increased +16.8% for the year ended December 2019 to THB91.51 billion from THB78.36 billion a year earlier, while net profit rose +68.9% to THB15.52 billion from THB9.19 billion. [Quick Link 42](#)
-  Sun Pharmaceutical Industries Ltd's revenues increased +4.3% for the quarter ended December 2019 to INR82.75 billion from INR79.33 billion a year earlier, while net profit fell -26.4% to INR9.14 billion from INR12.42 billion. [Quick Link 43](#)

 Notredame Intermedica Par's revenues increased +37.0% for the year ended December 2019 to BRL8.41 billion from BRL6.14 billion a year earlier, while net income rose +26.8% to BRL423.6 million from BRL334.1 million. [Quick Link 44](#)

### Industrials:


 Airports Of Thailand Pcl's revenues increased +8.4% for the quarter ended December 2019 to THB17.12 billion from THB15.80 billion a year earlier, while net profit rose +14.9% to THB7.33 billion from THB6.38 billion. [Quick Link 45](#)

 Grupo Carso SAB de CV's net sales increased +6.0% for the year ended December 2019 to MXN102.48 billion from MXN96.64 billion a year earlier, while net income fell -11.0% to MXN8.17 billion from MXN9.18 billion. [Quick Link 46](#)


 WEG SA's revenues increased +11.5% for the year ended December 2019 to BRL13.35 billion from BRL11.97 billion a year earlier, while net income rose +20.1% to BRL1.61 billion from BRL1.34 billion. [Quick Link 47](#)


 Rumo Sa's revenues increased +6.6% for the year ended December 2019 to BRL60.10 billion from BRL56.36 billion a year earlier, while net profit rose +187.9% to BRL786.0 million from BRL273.0 million. [Quick Link 48](#)


### Information Technology:


 Semiconductor Manufacturing International Corp's revenues increased +6.6% for the quarter ended December 2019 to \$839.4 million from \$787.6 million a year earlier, while net income rose +234.6% to \$88.7 million from \$26.5 million. [Quick Link 49](#)


### Materials:


 Vale SA reported a net loss of \$1.68 billion for the year ended December 2019 compared to a net income of \$6.86 billion a year earlier, while revenues increased +2.7% to \$37.57 billion from \$36.58 billion. [Quick Link 50](#)


 MMC Norilsk Nickel PJSC's revenues increased +16.2% for the year ended December 2019 to \$13.56 billion from \$11.67 billion a year earlier, while net profit rose +95.1% to \$5.97 billion from \$3.06 billion. [Quick Link 51](#)


 Sasol Ltd's revenues decreased -3.7% for the half year ended December 2019 to ZAR99.17 billion from ZAR102.94 billion a year earlier, while net profit fell -72.5% to ZAR4.05 billion from ZAR14.74 billion. [Quick Link 52](#)

 AngloGold Ashanti Ltd reported a net loss of \$7.0 million for the year ended December 2019 compared to a net income of \$150.0 million a year earlier, while net sales increased +5.7% to \$3.53 billion from \$3.34 billion. [Quick Link 53](#)

 Impala Platinum Holdings Ltd's revenues increased +19.1% for the half year ended December 2019 to ZAR28.02 billion from ZAR23.52 billion a year earlier, while net income rose +51.6% to ZAR3.38 billion from ZAR2.23 billion. [Quick Link 54](#)


 CEMEX SA's net sales decreased -3.0% for the year ended December 2019 to MXN13.13 billion from MXN13.53 billion a year earlier, while net income fell -73.0% to MXN142.8 million from MXN528.0 million. [Quick Link 55](#)

 Sibanye Gold Ltd reported a net income of ZAR4.5 million for the year ended December 2019 compared to a net loss of ZAR189.0 million a year earlier, while revenues increased +31.6% to ZAR5.04 billion from ZAR3.83 billion. [Quick Link 56](#)


 Suzano Papel e Celulose SA reported a net loss of BRL2.82 billion for the year ended December 2019 compared to a net income of BRL0.32 billion a year earlier, while net sales increased +93.5% to BRL26.01 billion from BRL13.44 billion. [Quick Link 57](#)

### Real Estate:

 Ayala Land Inc's revenues increased +1.5% for the year ended December 2019 to PHP168.79 billion from PHP166.25 billion a year earlier, while net income rose +13.5% to PHP33.19 billion from PHP29.24 billion. [Quick Link 58](#)

 Central Pattana Pcl's revenues increased +8.8% for the year ended December 2019 to THB38.59 billion from THB35.46 billion a year earlier, while net income rose +3.8% to THB11.81 billion from THB11.38 billion. [Quick Link 59](#)

### Utilities:

 Enel Americas SA's net sales increased +18.8% for the year ended December 2019 to \$3.99 billion from \$3.36 billion a year earlier, while net income rose +21.2% to \$1.03 billion from \$0.85 billion. [Quick Link 60](#)

1. "Baidu Reports Financial Results for Full Year 2019" <http://ir.baidu.com/news-releases/news-release-details/baidu-announces-fourth-quarter-and-fiscal-year-2019-results> (Accessed February 28, 2020).
2. "America Movil Reports Financial Results for Full Year 2019" [https://s22.q4cdn.com/604986553/files/doc\\_financials/2019/q4/4Q19.pdf](https://s22.q4cdn.com/604986553/files/doc_financials/2019/q4/4Q19.pdf) (Accessed February 18, 2020).
3. "Netease Reports Financial Results for Full Year 2019" <http://ir.netease.com/static-files/3e42123b-ccaf-4ed2-8bd1-784261a20ca9> (Accessed February 27, 2020).
4. "Bharti Airtel Announces Third Quarter 2020 Financial Results" <https://assets.airtel.in/static-assets/cms/Press-Release-04022020.pdf> (Accessed February 18, 2020).
5. "Yandex Nv Reports Financial Results for Full Year 2019" <https://yandex.gcs-web.com/static-files/05095560-87ab-4769-9d99-596a93fc0df8> (Accessed February 18, 2020).
6. "Autohome Inc. Announces Full Year 2019 Financial Results" <http://ir.autohome.com.cn/index.php/static-files/4fddb318-e837-4578-b85b-76c61ce829ea> (Accessed February 27, 2020).
7. "Advanced Info Service Pcl Reports Financial Results for Full Year 2019" <http://advanc.listedcompany.com/misc/fs/2019/20200206-advanc-fs-fy2019-en.pdf> (Accessed February 20, 2020).
8. "Grupo Televisa Reports Financial Results for Full Year 2019" <http://www.televisair.com/~media/Files/T/Televisa-IR/PR/200220-gtv-pr-en-4q19.pdf> (Accessed February 27, 2020).
9. "Telefonica Brasil S.A. Reports Fourth Quarter 2019 Results" <http://ri.telefonica.com.br/en/documentos/1973-Results-Spreadsheet-4Q19.xlsm> (Accessed February 20, 2020).
10. "Alibaba Group Holding Announces Third Quarter 2020 Financial Results" <https://www.alibabagroup.com/en/news/article?news=p200213> (Accessed February 18, 2020).
11. "Mercadolibre Reports Financial Results for Full Year 2019" <http://investor.mercadolibre.com/static-files/1ac88036-9724-4517-867a-2b29d94b6258> (Accessed February 18, 2020).
12. "Yum China Holdings Reports Financial Results for Full Year 2019" <http://ir.yumchina.com/news-releases/news-release-details/yum-china-reports-fourth-quarter-and-fiscal-year-2019-results> (Accessed February 18, 2020).
13. "Lojas Renner Reports Financial Results for Full Year 2019" <https://apicatalog.mziq.com/filemanager/v2/d/13154776-9416-4fce-8c46-3e54d45b03a3/1336b9d8-8642-ebb5-3a87-6770f14f522d?origin=1> (Accessed February 18, 2020).
14. "Magazine Luiza Reports Financial Results for Full Year 2019" <https://ri.magazineluiza.com.br/Download/4Q19-Earnings-Release?=@jR0KqdpkvZkxquRP5g+2uQ==> (Accessed February 20, 2020).
15. "Titan Co Announces Third Quarter 2020 Financial Results" <https://www.titancompany.in/sites/default/files/1.%20Q3%20Result%202019-20.pdf> (Accessed February 18, 2020).
16. "Mahindra & Mahindra Ltd Announces Third Quarter 2020 Financial Results" <https://www.mahindra.com/resources/investor-reports/FY20/Announcements/Q3UFR.pdf> (Accessed February 18, 2020).
17. "Fomento Economico Mexicano Reports Financial Results for Full Year 2019" <https://femsa.gcs-web.com/static-files/c633e517-7a17-45ca-962d-db8e3bcdaebc> (Accessed February 28, 2020).
18. "Ambev Sa Reports Financial Results for Full Year 2019" [http://ri.ambev.com.br/download\\_arquivos.asp?id\\_arquivo=D7EC126E-E920-441B-B570-CFD750FCA346](http://ri.ambev.com.br/download_arquivos.asp?id_arquivo=D7EC126E-E920-441B-B570-CFD750FCA346) (Accessed February 28, 2020).
19. "Walmex Reports Financial Results for Full Year 2019" [https://files.walmex.mx/assets/files/Informacion%20financiera/Trimestral/Eng/2019/4Q19/Walmex\\_reports\\_Results\\_for\\_4Q19.pdf](https://files.walmex.mx/assets/files/Informacion%20financiera/Trimestral/Eng/2019/4Q19/Walmex_reports_Results_for_4Q19.pdf) (Accessed February 18, 2020).
20. "Cp All Reports Financial Results for Full Year 2019" <https://www.cpal.co.th/wp-content/uploads/2020/02/Signed-FS-YE-19-EN.pdf> (Accessed February 24, 2020).
21. "Bid Corporation Limited Unaudited results for the half-year ended December 31 2019" <https://www.bidcorp-reports.com/results/interim-results-2020/pdf/booklet.pdf> (Accessed February 20, 2020).
22. "Raia Drogasil S.A. Reports Financial Results for Full Year 2019" <https://www.rd.com.br/Download.aspx?Arquivo=iSOdF7KkHTEIfQvikXNu8g==> (Accessed February 20, 2020).
23. "Nestle India Reports Full Year 2019 Results" <https://www.nestle.in/sites/g/files/pydnoa451/files/2020-02/Nestle-India-Q4-2019.pdf> (Accessed February 18, 2020).
24. "Britannia Industries Announces Third Quarter 2020 Financial Results" [http://britannia.co.in/pdfs/quarterly\\_report/Consolidated-Results-Quarter-31st-Dec-2019.pdf](http://britannia.co.in/pdfs/quarterly_report/Consolidated-Results-Quarter-31st-Dec-2019.pdf) (Accessed February 18, 2020).
25. "Novatek OAO Reports Financial Results for Full Year 2019" [http://www.novatek.ru/common/tool/stat.php?doc=/common/upload/doc/Novatek\\_FS\\_ENG\\_12m2019\\_FINAL.pdf](http://www.novatek.ru/common/tool/stat.php?doc=/common/upload/doc/Novatek_FS_ENG_12m2019_FINAL.pdf) (Accessed February 20, 2020).
26. "PTT PCL Reports Financial Results for Full Year 2019" <http://ptt.listedcompany.com/misc/mdna/20200221-ptt-mdna-fy2019-en.pdf> (Accessed February 24, 2020).
27. "Bharat Petroleum Announces Third Quarter 2020 Financial Results" <https://www.bharatpetroleum.com/pdf/OurFinancial/SERESULTS-8d7dbd.pdf> (Accessed February 20, 2020).
28. "Sberbank Rossii Pao Reports Financial Results for Full Year 2019" [https://www.sberbank.com/common/img/uploaded/files/info/ifrs2019/sberbank\\_ifrs\\_je2019\\_eng.pdf](https://www.sberbank.com/common/img/uploaded/files/info/ifrs2019/sberbank_ifrs_je2019_eng.pdf) (Accessed February 28, 2020).



## Quick Links (cont'd)

29. "Itau Unibanco Holding Reports Financial Results for Full Year 2019" <https://www.itau.com.br/relacoes-com-investidores/Download.aspx?Arquivo=2roD0Ylbo7NRLRebFbFsog==> (Accessed February 18, 2020).
30. "Banco Bradesco Reports Financial Results for Full Year 2019" [https://www.bradesco.com.br/siteBradescoRI/Uploads/ModArquivos/2148/2148\\_2\\_Book\\_Ing\\_4Q19.pdf](https://www.bradesco.com.br/siteBradescoRI/Uploads/ModArquivos/2148/2148_2_Book_Ing_4Q19.pdf) (Accessed February 18, 2020).
31. "Bank Central Asia Reports Financial Results for Full Year 2019" [https://www.bca.co.id/~/\\_media/Files/Report/Quartal/2019/20200220-AM-FY19.ashx](https://www.bca.co.id/~/_media/Files/Report/Quartal/2019/20200220-AM-FY19.ashx) (Accessed February 28, 2020).
32. "Ping An Bank Reports Financial Results for Full Year 2019" [http://resources.pingan.com/app\\_upload/file/bank/156d8443668d4035baec3378f5355220.pdf](http://resources.pingan.com/app_upload/file/bank/156d8443668d4035baec3378f5355220.pdf) (Accessed February 24, 2020).
33. "Banco Do Brasil Sa Reports Financial Results for Full Year 2019" <https://apicatalog.mziq.com/filemanager/v2/d/5760dff3-15e1-4962-9e81-322a0b3d0bbd/64b2156e-4e0d-9e04-53a6-26acbe7e5b04?origin=1> (Accessed February 18, 2020).
34. "Itausa Investimentos Reports Financial Results for Full Year 2019" [https://s3.sa-east-1.amazonaws.com/static.itausa.aatb.com.br/Documents/8118\\_ITS\\_31122019.pdf](https://s3.sa-east-1.amazonaws.com/static.itausa.aatb.com.br/Documents/8118_ITS_31122019.pdf) (Accessed February 18, 2020).
35. "Credicorp Reports Financial Results for Full Year 2019" <https://credicorp.gcs-web.com/static-files/cfb7c1e6-c93a-46e4-b715-e05c3b2bbc9a> (Accessed February 18, 2020).
36. "Public Bank Reports Financial Results for Full Year 2019" <https://www.publicbankgroup.com/PDF/Investor-Relations/QF-Results/2019/4thQ-2019/PBB4Q2019.aspx> (Accessed February 27, 2020).
37. "Malayan Banking Reports Financial Results for Full Year 2019" [https://www.maybank.com/iwov-resources/corporate\\_new/document/my/en/pdf/quarterly-report/2020/20200227\\_Maybank\\_Group\\_FS-Dec\\_2019.pdf](https://www.maybank.com/iwov-resources/corporate_new/document/my/en/pdf/quarterly-report/2020/20200227_Maybank_Group_FS-Dec_2019.pdf) (Accessed February 28, 2020).
38. "Pko Bank Polski Sa Reports Financial Results for Full Year 2019" [https://www.pkobp.pl/media\\_files/e359c7cc-895b-4a15-b785-02f92125b47d.pdf](https://www.pkobp.pl/media_files/e359c7cc-895b-4a15-b785-02f92125b47d.pdf) (Accessed February 20, 2020).
39. "Commercial International Bank Egypt SAE Reports Financial Results for Full Year 2019" <https://bit.ly/32RUoxR> (Accessed February 20, 2020).
40. "Irb Brasil Resseguros Reports Financial Results for Full Year 2019" <https://ir.irebre.com/enu/104/4T19%20e%202019%20Dados%20historicos%20site%20%28port-eng%29%20enviado%20.xlsx> (Accessed February 20, 2020).
41. "BB Seguridade Participacoes Reports Financial Results for Full Year 2019" <http://www.bbseguridaderi.com.br/en/documentos/2084-BB-Seguridade-2019-Ingles.pdf> (Accessed February 20, 2020).
42. "Bangkok Dusit Medical Services Reports Financial Results for Full Year 2019" <https://bdms.listedcompany.com/misc/FS/20200227-bdms-fs-fy2019-en.pdf> (Accessed February 27, 2020).
43. "Sun Pharmaceutical Industries Announces Third Quarter 2020 Financial Results" <https://www.sunpharma.com/sites/default/files/financialpdfs/Q3FY20FinancialResult.pdf> (Accessed February 18, 2020).
44. "Notredame Intermedica Reports Financial Results for Full Year 2019" [https://ir.gndi.com.br/enu/1027/GNDI3\\_Earnings\\_Release\\_4Q19\\_ENG.pdf](https://ir.gndi.com.br/enu/1027/GNDI3_Earnings_Release_4Q19_ENG.pdf) (Accessed February 24, 2020).
45. "Airports Of Thailand Reports First Quarter 2020 Financial Results" <http://aot.listedcompany.com/misc/PRESN/20200217-aot-corporatepresentation1q20-03.pdf> (Accessed February 18, 2020).
46. "Grupo Carso SAB Reports Financial Results for Full Year 2019" [http://www.carso.com.mx/EN/investors/financial\\_information/pressrelease/Q4%202019.pdf](http://www.carso.com.mx/EN/investors/financial_information/pressrelease/Q4%202019.pdf) (Accessed February 24, 2020).
47. "WEG SA Reports Financial Results for Full Year 2019" <https://ir.weg.net/enu/2526/20200219EarningsRelease4Q19.pdf> (Accessed February 20, 2020).
48. "Rumo Sa Reports Financial Results for Full Year 2019" [http://ir.rumolog.com/enu/10163/Release%20Rumo%204T19\\_eng\\_vf.pdf](http://ir.rumolog.com/enu/10163/Release%20Rumo%204T19_eng_vf.pdf) (Accessed February 20, 2020).
49. "Semiconductor Manufacturing International Reports Fourth Quarter 2019 Results" [http://www.smics.com/uploads/2019%20Q4%20Earnings%20Release\\_ENG\\_Final.pdf](http://www.smics.com/uploads/2019%20Q4%20Earnings%20Release_ENG_Final.pdf) (Accessed February 20, 2020).
50. "Vale SA Reports Financial Results for Full Year 2019" [http://www.vale.com/EN/investors/information-market/quarterly-results/QuarterlyResultsDocs/Vale\\_IFRS\\_4Q19\\_i.pdf](http://www.vale.com/EN/investors/information-market/quarterly-results/QuarterlyResultsDocs/Vale_IFRS_4Q19_i.pdf) (Accessed February 24, 2020).
51. "MMC Norilsk Nickel Reports Financial Results for Full Year 2019" [https://www.nornickel.com/upload/iblock/eb7/FY2019\\_Financial\\_Results\\_full.pdf](https://www.nornickel.com/upload/iblock/eb7/FY2019_Financial_Results_full.pdf) (Accessed February 27, 2020).
52. "Sasol Unaudited results for the half-year ended December 31 2019" <https://bit.ly/2VGHvFa> (Accessed February 27, 2020).
53. "AngloGold Ashanti Reports Financial Results for Full Year 2019" [https://thevault.exchange/?get\\_group\\_doc=143/1582259113-YearEnd2019Resultsreport.pdf](https://thevault.exchange/?get_group_doc=143/1582259113-YearEnd2019Resultsreport.pdf) (Accessed February 24, 2020).
54. "Impala Platinum Holdings Unaudited results for the half-year ended December 31 2019" [http://www.profiledata.co.za/JSE\\_SENS\\_PDF/history/2020/02/27/SENS\\_20200227\\_S427218.pdf](http://www.profiledata.co.za/JSE_SENS_PDF/history/2020/02/27/SENS_20200227_S427218.pdf) (Accessed February 28, 2020).
55. "CEMEX SA Reports Financial Results for Full Year 2019" <https://www.cemex.com/documents/20143/47890205/CXING19-4.pdf/6b86da85-b208-c9a6-0b1d-6677708e607e> (Accessed February 20, 2020).
56. "Sibanye Gold Reports Financial Results for Full Year 2019" [https://thevault.exchange/?get\\_group\\_doc=245/1582080176-sibanye-resultsbooklet-H2YE2019-19feb2020.pdf](https://thevault.exchange/?get_group_doc=245/1582080176-sibanye-resultsbooklet-H2YE2019-19feb2020.pdf) (Accessed February 20, 2020).
57. "Suzano Papel e Celulose Reports Financial Results for Full Year 2019" [http://ir.suzano.com.br/enu/7867/2019-12-DFFP2019-EN\\_SEC\\_12.02.20\\_V6%20%28FINAL%29%20-%20Clean%20%28com%20relatorio%20e%20parecer%29.pdf](http://ir.suzano.com.br/enu/7867/2019-12-DFFP2019-EN_SEC_12.02.20_V6%20%28FINAL%29%20-%20Clean%20%28com%20relatorio%20e%20parecer%29.pdf) (Accessed February 20, 2020).

## Quick Links (cont'd)

58. "Ayala Land Inc Reports Financial Results for Full Year 2019" <https://ir.ayalaland.com.ph/wp-content/uploads/2020/02/ALI-Analyst-Briefing-2019-FY-2020-02-14-Web.pdf> (Accessed February 20, 2020).
59. "Central Pattana Pcl Reports Financial Results for Full Year 2019" <https://cpn.listedcompany.com/misc/FS/20200221-cpn-fs-fy2019-en.pdf> (Accessed February 27, 2020).
60. "Enel Americas SA Reports Financial Results for Full Year 2019" <https://bit.ly/32LF18L> (Accessed February 27, 2020).