

SND2000 Report

Monthly Report on the Developed International 2000

February 2020

Index Fundamentals

TTM Div. Yield <u>MXEA</u> <u>SND2000</u> 3.64 3.42		Forward Div. Yield <u>MXEA</u> <u>SND2000</u> 3.70 3.51		Forecast <u>MXEA</u> <u>SND2000</u> +1.74% +2.72%	
---	--	---	--	---	--

Source: Bloomberg

Index Performance

Total Return Price Appreciation	
1 Month	-8.54%
YTD	-10.57%
1 Year	0.51%
3 Year	14.75%
5 Year	16.44%
Inception	107.27%

Compound Annual Growth Rate	
1 Year	0.51%
3 Year	4.69%
5 Year	3.09%
Since Inception	3.67%

*Returns under 1 year are not annualized



Source: S-Network as of 02/29/2020

SND2000 Sector Performance (01/31/20 – 02/29/20)	
Communication Services	-7.17%
Consumer Discretionary	-9.44%
Consumer Staples	-9.63%
Energy	-13.85%
Financials	-8.28%
Health Care	-7.55%
Industrials	-10.35%
Information Technology	-6.23%
Materials	-10.26%
Real Estate	-6.79%
Utilities	-4.55%








Leading Movers				
Company Name	Ticker	Opening	Closing	Change
HANJIN KAL CORP	180640 KS	34.40	55.33	60.84%
RIB SOFTWARE SE	RIB GR	21.13	31.83	50.62%
UNIONE DI BANCHE ITALIANE SCPA	UBI IM	3.00	4.08	36.15%
ALIBABA HEALTH INFO TECH LTD	241 HK	1.41	1.92	35.86%
CLX COMMUNICATIONS AB	SINCH SS	32.06	41.57	29.66%

Lagging Movers				
Company Name	Ticker	Opening	Closing	Change
WISETECH GLOBAL LTD	WTC AU	16.76	9.74	-41.90%
PIRAEUS BANK S.A	TPEIR GA	3.59	2.19	-39.00%
BEACH ENERGY LIMITED	BPT AU	1.79	1.13	-36.69%
TULLOW OIL	TLW LN	0.67	0.43	-35.82%
AMLIN PLC	AML LN	6.58	4.32	-34.35%







Communication Services:

-  SK Telecom Co Ltd's revenues increased +5.2% for the year ended December 2019 to KRW17.74 trillion from KRW16.87 trillion a year earlier, while net income fell -72.5% to KRW0.86 trillion from KRW3.13 trillion. [Quick Link 1](#)
-  Tele2 AB's revenues increased +27.0% for the year ended December 2019 to SEK27.66 billion from SEK21.78 billion a year earlier, while net income rose +134.2% to SEK2.60 billion from SEK1.11 billion. [Quick Link 2](#)

Consumer Discretionary:

-  Toyota Motor Corp's revenues increased +1.6% for the nine months ended December 2019 to ¥22.83 trillion from ¥22.48 trillion a year earlier, while net income rose +41.5% to ¥2.01 trillion from ¥1.42 trillion. [Quick Link 3](#)
-  Fuji Heavy Industries Ltd's revenues increased +3.8% for the nine months ended December 2019 to ¥2.48 trillion from ¥2.39 trillion a year earlier, while net income fell -5.4% to ¥111.70 billion from ¥118.11 billion. [Quick Link 4](#)
-  Sharp Corp's net sales decreased -0.6% for the nine months ended December 2019 to ¥1.76 trillion from ¥1.77 trillion a year earlier, while net profit fell -16.9% to ¥52.44 billion from ¥63.08 billion. [Quick Link 5](#)
-  Sega Sammy Holdings Inc's net sales increased +12.2% for the nine months ended December 2019 to ¥280.81 billion from ¥250.32 billion a year earlier, while net income rose sharply to ¥22.99 billion from ¥0.68 billion. [Quick Link 6](#)
-  Nifco Inc's net sales increased +1.1% for the nine months ended December 2019 to ¥214.13 billion from ¥211.90 billion a year earlier, while net profit fell -11.5% to ¥15.12 billion from ¥17.08 billion. [Quick Link 7](#)
-  NOK Corp's net sales decreased -7.7% for the nine months ended December 2019 to ¥481.74 billion from ¥521.96 billion a year earlier, while net income fell -75.7% to ¥4.60 billion from ¥18.90 billion. [Quick Link 8](#)
-  Mercari, Inc. reported a net loss of ¥14.10 billion for the half year ended December 2019 compared to a net loss of ¥4.48 billion a year earlier, while net sales increased +38.7% to ¥32.99 billion from ¥23.79 billion. [Quick Link 9](#)




Consumer Staples:




-  L'Oreal SA's net sales increased +10.9% for the year ended December 2019 to €29.87 billion from €26.94 billion a year earlier, while net profit rose +12.8% to €5.55 billion from €4.92 billion. [Quick Link 10](#)
-  Carlsberg A/S's revenues increased +5.4% for the year ended December 2019 to DKK65.90 billion from DKK62.50 billion a year earlier, while net income rose +23.7% to DKK6.57 billion from DKK5.31 billion. [Quick Link 11](#)
-  Meiji Hd's net sales increased +0.1% for the nine months ended December 2019 to ¥951.18 billion from ¥950.70 billion a year earlier, while net income fell -15.2% to ¥52.46 billion from ¥61.89 billion. [Quick Link 12](#)
-  Kikkoman Corp's net sales increased +3.5% for the nine months ended December 2019 to ¥355.50 billion from ¥343.39 billion a year earlier, while net income rose +4.8% to ¥23.41 billion from ¥22.34 billion. [Quick Link 13](#)
-  ICA Gruppen AB's net sales increased +3.4% for the year ended December 2019 to SEK119.30 billion from SEK115.35 billion a year earlier, while net income fell -5.5% to SEK3.45 billion from SEK3.65 billion. [Quick Link 14](#)
-  Kagome Co's revenues decreased -2.0% for the year ended December 2019 to ¥180.85 billion from ¥184.60 billion a year earlier, while net income rose +13.3% to ¥10.20 billion from ¥9.00 billion. [Quick Link 15](#)

Energy:








-  OMV AG's revenues increased +2.3% for the year ended December 2019 to €23.46 billion from €22.93 billion a year earlier, while net income rose +16.7% to €1.68 billion from €1.44 billion. [Quick Link 16](#)

Financials:












-  Nordea Bank AB's net sales decreased -1.2% for the year ended December 2019 to €8.50 billion from €8.60 billion a year earlier, while net income fell -4.3% to €3.37 billion from €3.52 billion. [Quick Link 17](#)
-  ORIX Corp's revenues decreased -6.7% for the nine months ended December 2019 to ¥1.68 trillion from ¥1.80 trillion a year earlier, while net income rose +3.4% to ¥244.32 billion from ¥236.21 billion. [Quick Link 18](#)
-  Natixis SA's revenues increased +5.1% for the year ended December 2019 to €9.20 billion from €8.75 billion a year earlier, while net income rose +45.0% to €1.90 billion from €1.31 billion. [Quick Link 19](#)

-  Korea Investment Holdings Co Ltd's revenues increased +30.9% for the year ended December 2019 to KRW1.99 trillion from KRW1.52 trillion a year earlier, while net income rose +67.0% to KRW861.80 billion from KRW515.90 billion. [Quick Link 20](#)
-  Seven Bank Ltd's net sales increased +0.8% for the nine months ended December 2019 to ¥112.35 billion from ¥111.44 billion a year earlier, while net profit rose +177.2% to ¥20.79 billion from ¥7.50 billion. [Quick Link 21](#)
-  Hitachi Capital Corp's revenues increased +0.1% for the nine months ended December 2019 to ¥338.34 billion from ¥338.15 billion a year earlier, while net income fell -23.6% to ¥22.82 billion from ¥29.87 billion. [Quick Link 22](#)


Health Care:








-  Hoya Corp's revenues increased +2.2% for the quarter ended December 2019 to ¥146.50 billion from ¥143.40 billion a year earlier, while net profit fell -10.3% to ¥29.70 billion from ¥33.10 billion. [Quick Link 23](#)
-  Shionogi & Co Ltd's net sales decreased -4.4% for the nine months ended December 2019 to ¥253.50 billion from ¥265.20 billion a year earlier, while net income fell -3.7% to ¥90.80 billion from ¥94.30 billion. [Quick Link 24](#)
-  Qiagen reported a net loss of \$41.5 million for the year ended December 2019 compared to a net income of \$190.4 million a year earlier, while net sales increased +2.0% to \$1.53 billion from \$1.50 billion. [Quick Link 25](#)
-  Santen Pharmaceutical Co Ltd's revenues increased +5.3% for the nine months ended December 2019 to ¥182.33 billion from ¥173.21 billion a year earlier, while net profit rose +6.1% to ¥27.23 billion from ¥25.66 billion. [Quick Link 26](#)
-  Taisho Pharmaceutical Holdings Co Ltd's net sales increased +5.7% for the nine months ended December 2019 to ¥211.34 billion from ¥199.90 billion a year earlier, while net profit fell -65.1% to ¥17.93 billion from ¥51.40 billion. [Quick Link 27](#)
-  Nihon Kohden Corp's net sales increased +7.7% for the nine months ended December 2019 to ¥129.53 billion from ¥120.23 billion a year earlier, while net income fell -3.2% to ¥4.83 billion from ¥4.99 billion. [Quick Link 28](#)
-  Kaken Pharmaceutical's net sales decreased -3.3% for the nine months ended December 2019 to ¥70.18 billion from ¥72.58 billion a year earlier, while net profit rose +9.1% to ¥15.55 billion from ¥14.25 billion. [Quick Link 29](#)

Industrials:

-  Mitsubishi Corp's revenues decreased -6.2% for the nine months ended December 2019 to ¥11.43 trillion from ¥12.19 trillion a year earlier, while net income fell -15.6% to ¥373.31 billion from ¥442.18 billion. [Quick Link 30](#)
-  Itochu's revenues decreased -4.3% for the nine months ended December 2019 to ¥8.26 trillion from ¥8.63 trillion a year earlier, while net profit rose +7.3% to ¥426.67 billion from ¥397.55 billion. [Quick Link 31](#)
-  Mitsui & Co Ltd's revenues increased +3.6% for the nine months ended December 2019 to ¥5.19 trillion from ¥5.01 trillion a year earlier, while net income fell -4.3% to ¥335.08 billion from ¥350.07 billion. [Quick Link 32](#)
-  Mitsubishi Electric Corp's revenues decreased -0.3% for the nine months ended December 2019 to ¥3.25 trillion from ¥3.26 trillion a year earlier, while net profit rose +0.6% to ¥159.70 billion from ¥158.80 billion. [Quick Link 33](#)
-  Marubeni Corp's revenues decreased -8.1% for the nine months ended December 2019 to ¥5.24 trillion from ¥5.70 trillion a year earlier, while net income fell -33.7% to ¥145.65 billion from ¥219.62 billion. [Quick Link 34](#)
-  Mitsubishi Heavy Industries Ltd's revenues decreased -1.4% for the nine months ended December 2019 to ¥2.86 trillion from ¥2.90 trillion a year earlier, while net income rose +136.4% to ¥101.40 billion from ¥42.90 billion. [Quick Link 35](#)
-  Seibu Holdings Inc's revenues increased +2.6% for the nine months ended December 2019 to ¥432.63 billion from ¥421.66 billion a year earlier, while net profit rose +1.3% to ¥36.83 billion from ¥36.36 billion. [Quick Link 36](#)
-  Sojitz Corp's revenues decreased -6.4% for the nine months ended December 2019 to ¥1.32 trillion from ¥1.41 trillion a year earlier, while net income fell -30.2% to ¥37.49 billion from ¥53.71 billion. [Quick Link 37](#)
-  Kawasaki Heavy Industries Ltd's net sales increased +4.6% for the nine months ended December 2019 to ¥1.14 trillion from ¥1.09 trillion a year earlier, while net profit fell -58.2% to ¥4.76 billion from ¥11.39 billion. [Quick Link 38](#)
-  Monotaro Co Ltd's net sales increased +20.0% for the nine months ended December 2019 to ¥131.46 billion from ¥109.55 billion a year earlier, while net income rose +15.3% to ¥10.98 billion from ¥9.52 billion. [Quick Link 39](#)
-  Maeda Corp's net sales increased +0.9% for the nine months ended December 2019 to ¥352.64 billion from ¥349.40 billion a year earlier, while net profit rose +24.3% to ¥23.28 billion from ¥18.73 billion. [Quick Link 40](#)

Information Technology:

-  Murata Manufacturing Co Ltd's net sales decreased -4.1% for the quarter ended December 2019 to ¥410.20 billion from ¥427.60 billion a year earlier, while net income fell -6.7% to ¥56.10 billion from ¥60.10 billion. [Quick Link 41](#)

-  NXP Semiconductors NV's revenues decreased -5.6% for the year ended December 2019 to \$8.88 billion from \$9.41 billion a year earlier, while net income fell -89.1% to \$0.24 billion from \$2.21 billion. [Quick Link 42](#)
-  Rohm Co Ltd's net sales decreased -9.5% for the quarter ended December 2019 to ¥90.35 billion from ¥99.86 billion a year earlier, while net income fell -37.3% to ¥9.85 billion from ¥15.71 billion. [Quick Link 43](#)
-  Otsuka's revenues increased +8.5% for the nine months ended December 2019 to ¥1.40 trillion from ¥1.29 trillion a year earlier, while net profit rose +54.1% to ¥127.15 billion from ¥82.49 billion. [Quick Link 44](#)
-  Yokogawa Electric Corp's net sales increased +0.7% for the nine months ended December 2019 to ¥297.35 billion from ¥295.28 billion a year earlier, while net profit fell -34.5% to ¥12.48 billion from ¥19.06 billion. [Quick Link 45](#)
-  Konica Minolta Inc's revenues decreased -3.9% for the nine months ended December 2019 to ¥747.04 billion from ¥777.58 billion a year earlier, while net income fell -93.8% to ¥2.10 billion from ¥33.70 billion. [Quick Link 46](#)
-  Itochu Techno-Solutions Corp's revenues increased +9.1% for the nine months ended December 2019 to ¥327.36 billion from ¥300.01 billion a year earlier, while net profit rose +31.1% to ¥16.17 billion from ¥12.33 billion. [Quick Link 47](#)
-  Mycronic Ab's net sales increased +14.0% for the year ended December 2019 to SEK4.31 billion from SEK3.78 billion a year earlier, while net profit rose +8.2% to SEK855.0 million from SEK790.0 million. [Quick Link 48](#)

Materials:

-  Kumho Petro Chemical Co Ltd's net sales decreased -10.8% for the year ended December 2019 to KRW4.98 trillion from KRW5.58 trillion a year earlier, while net income fell -40.2% to KRW293.90 billion from KRW491.20 billion. [Quick Link 49](#)
-  Asahi Kasei Corp's net sales remained constant for the nine months ended December 2019 to ¥1.59 trillion as compared to a year earlier, while net income fell -10.4% to ¥103.83 billion from ¥115.90 billion. [Quick Link 50](#)
-  Mitsubishi Chemical Holdings Corp's revenues decreased -4.9% for the nine months ended December 2019 to ¥2.73 trillion from ¥2.87 trillion a year earlier, while net income fell -54.1% to ¥76.27 billion from ¥165.99 billion. [Quick Link 51](#)
-  Oji Holdings Corp's net sales decreased -3.4% for the nine months ended December 2019 to ¥1.13 trillion from ¥1.17 trillion a year earlier, while net income rose +22.0% to ¥47.38 billion from ¥38.84 billion. [Quick Link 52](#)
-  Tosoh Corp's net sales decreased -8.4% for the nine months ended December 2019 to ¥591.80 billion from ¥645.80 billion a year earlier, while net income fell -18.1% to ¥46.20 billion from ¥56.40 billion. [Quick Link 53](#)
-  Mitsui Chemicals Inc's net sales decreased -9.9% for the nine months ended December 2019 to ¥1.00 trillion from ¥1.11 trillion a year earlier, while net income fell -53.2% to ¥27.10 billion from ¥57.90 billion. [Quick Link 54](#)
-  Teijin's net sales decreased -1.8% for the nine months ended December 2019 to ¥647.46 billion from ¥659.65 billion a year earlier, while net income fell -26.0% to ¥30.17 billion from ¥40.75 billion. [Quick Link 55](#)
-  Mitsubishi Gas Chemical Co's net sales decreased -7.1% for the nine months ended December 2019 to ¥463.97 billion from ¥499.63 billion a year earlier, while net income fell -70.5% to ¥14.78 billion from ¥50.16 billion. [Quick Link 56](#)
-  Daicel Corp's net sales decreased -12.4% for the nine months ended December 2019 to ¥312.79 billion from ¥356.94 billion a year earlier, while net profit fell -85.9% to ¥4.65 billion from ¥33.08 billion. [Quick Link 57](#)
-  Denka Co Ltd's net sales decreased -7.0% for the nine months ended December 2019 to ¥288.70 billion from ¥310.30 billion a year earlier, while net income fell -9.2% to ¥16.70 billion from ¥18.40 billion. [Quick Link 58](#)
-  UBE Industries's net sales decreased -7.9% for the nine months ended December 2019 to ¥497.87 billion from ¥540.47 billion a year earlier, while net income fell -33.6% to ¥15.18 billion from ¥22.85 billion. [Quick Link 59](#)
-  Rengo Co's net sales increased +3.6% for the nine months ended December 2019 to ¥513.60 billion from ¥495.60 billion a year earlier, while net income rose +67.8% to ¥25.00 billion from ¥14.90 billion. [Quick Link 60](#)

1. "SK Telecom Announces Fiscal Year 2019 Results" <https://www.sktelecom.com/img/eng/qua/20200207/4Q19InvestorBriefingENG.pdf> (Accessed February 19, 2020).
2. "Tele2 AB Announces Fiscal Year 2019 Results" https://www.tele2.com/globalassets/documents/reports/2019/tele2_q4-19_eng_200203_final.pdf (Accessed February 19, 2020).
3. "Toyota Motor Reports Results for the First Nine Months of 2020" https://global.toyota/pages/global_toyota/ir/financial-results/2020_3q_summary_en.pdf (Accessed February 18, 2020).
4. "Fuji Heavy Industries Reports Results for the First Nine Months of 2020" <https://contents.xj-storage.jp/xcontents/AS07355/8e6c0391/6b53/415b/9a7d/d3fe868bb556/20200204123312319s.pdf> (Accessed February 19, 2020).
5. "Sharp Corp Reports Results for the First Nine Months of 2020" http://global.sharp/corporate/ir/library/financial/pdf/2020/2/2003_3Q_Release.pdf (Accessed February 19, 2020).
6. "Sega Sammy Holdings Reports Results for the First Nine Months of 2020" https://www.segasammy.co.jp/english/pdf/release/202003_3q_tanshin_20200205_final_e.pdf (Accessed February 19, 2020).
7. "Nifco Inc Reports Results for the First Nine Months of 2020" <https://pdf.irpocket.com/C7988/xFFN/stDv/P2US.pdf> (Accessed February 19, 2020).
8. "NOK Corp Reports Results for the First Nine Months of 2020" http://www.nok.co.jp/en/ir/pdf/fy2019_03all.pdf (Accessed February 19, 2020).
9. "Mercari Half Year 2020 Earnings" <https://pdf.irpocket.com/C4385/xFFN/aS9u/Olsq.pdf> (Accessed February 19, 2020).
10. "L'Oreal SA Announces Fiscal Year 2019 Results" <https://www.loreal-finance.com/eng/news-release/2019-annual-results> (Accessed February 18, 2020).
11. "Carlsberg Announces Fiscal Year 2019 Results" https://www.carlsberggroup.com/media/35956/05_04022019_fy2019-financial-statement.pdf (Accessed February 19, 2020).
12. "Meiji Hd Reports Results for the First Nine Months of 2020" https://www.meiji.com/global/investors/results-and-presentations/results/pdf/2020/results_2020_r03_en.pdf (Accessed February 19, 2020).
13. "Kikkoman Corp Reports Results for the First Nine Months of 2020" <https://www.kikkoman.com/cmsapi/0/ir/file.jsp?filename=K4HCqteE9QcZUIH44Iq7vV4vZetBwLxwKLG14Y72G9Qn1NN%2BCRH2v2kowRAbMoN5Ei2wMgWkEcp6dnQCtHQQG%3D%3D> (Accessed February 19, 2020).
14. "ICA Gruppen AB Announces Fiscal Year 2019 Results" <https://bit.ly/39kzFVN> (Accessed February 19, 2020).
15. "Kagome Announces Fiscal Year 2019 Results" https://www.kagome.co.jp/library/company/ir/data/fy/2020/pdf/fye2020_2_4.pdf (Accessed February 19, 2020).
16. "OMV AG Announces Fiscal Year 2019 Results" <https://www.omv.com/services/downloads/00/omv.com/1522181753984/omv-group-report-2019-q4> (Accessed February 19, 2020).
17. "Nordea Bank AB Announces Fiscal Year 2019 Results" <https://www.nordea.com/limages/33-346695/Q4%20and%20FY%20report%202019%20-%20FINAL.pdf> (Accessed February 19, 2020).
18. "ORIX Corp Reports Results for the First Nine Months of 2020" https://www.orix.co.jp/grp/en/pdf/ir/library/financial_result/ORIXResults2020_3QE.pdf (Accessed February 19, 2020).
19. "Natixis SA Announces Fiscal Year 2019 Results" https://www.natixis.com/natixis/upload/docs/application/pdf/2020-02/200206_natixis_earnings_4q19_natixis_pr.pdf (Accessed February 19, 2020).
20. "Korea Investment Holdings Announces Fiscal Year 2019 Results" <https://bit.ly/2wnQlRt> (Accessed February 19, 2020).
21. "Seven Bank Reports Results for the First Nine Months of 2020" https://www.sevenbank.co.jp/corp/news/2020/pdf/20200207_E1_TS.pdf (Accessed February 19, 2020).
22. "Hitachi Capital Corp Reports Results for the First Nine Months of 2020" https://www.hitachi-capital.co.jp/hcc/ir/pdf/2020/r1q3_gyoseki_e.pdf (Accessed February 19, 2020).
23. "Hoya Corp Announces Third Quarter 2020 Financial Results" https://ssl4.eir-parts.net/doc/7741/ir_material_for_fiscal_ym16/76714/00.pdf (Accessed February 18, 2020).
24. "Shionogi & Co Reports Results for the First Nine Months of 2020" http://www.shionogi.co.jp/en/ir/pdf/e_transcript_200203.pdf (Accessed February 19, 2020).
25. "Qiagen Announces Fiscal Year 2019 Results" <https://bit.ly/39kglmf> (Accessed February 19, 2020).
26. "Santen Pharmaceutical Reports Results for the First Nine Months of 2020" <https://ssl4.eir-parts.net/doc/4536/tdnet/1790342/00.pdf> (Accessed February 19, 2020).
27. "Taisho Pharmaceutical Reports Results for the First Nine Months of 2020" https://www.taisho-holdings.co.jp/en/ir/library/pdf/financial/2020d3_01-e.pdf (Accessed February 19, 2020).
28. "Nihon Kohden Reports Results for the First Nine Months of 2020" https://www.nihonkohden.com/ir/library/pdf/nihonkohden_fy2019_q3_results_200203.pdf (Accessed February 19, 2020).
29. "Kaken Pharmaceutical Reports Results for the First Nine Months of 2020" http://www.kaken.co.jp/wp/wp-content/uploads/ir_fren/2019/08/201912financialresults.pdf (Accessed February 19, 2020).
30. "Mitsubishi Corp Reports Results for the First Nine Months of 2020" <https://www.mitsubishicorp.com/jp/en/ir/library/earnings/pdf/202002e.pdf> (Accessed February 18, 2020).
31. "Itochu Reports Results for the First Nine Months of 2020" https://www.itochu.co.jp/en/ir/financial_statements/2020/_icsFiles/afieldfile/2020/02/05/20_3rd_01_e_1.pdf (Accessed February 18, 2020).

32. "Mitsui & Co Reports Results for the First Nine Months of 2020" https://www.mitsui.com/jp/en/ir/library/securities/_icsFiles/afiedfile/2020/02/14/en_101shihanki_3q.pdf (Accessed February 19, 2020).
33. "Mitsubishi Electric Reports Results for the First Nine Months of 2020" https://www.mitsubishielectric.com/en/investors/library/results/pdf/fy2020_3/0203.pdf (Accessed February 19, 2020).
34. "Marubeni Corp Reports Results for the First Nine Months of 2020" <https://ssl4.eir-parts.net/doc/8002/tdnet/1790677/00.pdf> (Accessed February 19, 2020).
35. "Mitsubishi Heavy Industries Reports Results for the First Nine Months of 2020" https://www.mhi.com/finance/library/result/pdf/200206/kessan_tansin.pdf (Accessed February 19, 2020).
36. "Seibu Holdings Reports Results for the First Nine Months of 2020" https://ssl4.eir-parts.net/doc/9024/ir_material_for_fiscal_ym13/76507/00.pdf (Accessed February 19, 2020).
37. "Sojitz Corp Reports Results for the First Nine Months of 2020" https://www.sojitz.com/jp/ir/financial/upload/2020e_03_02.pdf (Accessed February 19, 2020).
38. "Kawasaki Heavy Industries Reports Results for the First Nine Months of 2020" http://global.kawasaki.com/en/corp/ir/library/pdf/sta_200206-1e.pdf (Accessed February 19, 2020).
39. "Monotaro Reports Results for the First Nine Months of 2020" <https://pdf.irpocket.com/C3064/xFFN/LYBY/XSr7.pdf> (Accessed February 19, 2020).
40. "Maeda Corp Reports Results for the First Nine Months of 2020" <https://www.maeda.co.jp/english/pdf/FY2019Q3.pdf> (Accessed February 19, 2020).
41. "Murata Manufacturing Announces Third Quarter 2020 Financial Results" <https://www.murata.com/-/media/webrenewal/about/newsroom/news/irnews/irnews/2020/0203b/19q3-e-speech.ashx?la=ja-jp> (Accessed February 18, 2020).
42. "NXP Semiconductors Announces Fiscal Year 2019 Results" <https://investors.nxp.com/news-releases/news-release-details/nxp-semiconductors-reports-fourth-quarter-and-full-year-2019> (Accessed February 19, 2020).
43. "Rohm Co Announces Third Quarter 2020 Financial Results" https://micro.rohm.com/en/financial/factbook/1912horu_factbook.pdf (Accessed February 19, 2020).
44. "Otsuka Reports Results for the First Nine Months of 2020" <https://www.otsuka.com/en/financial/pdf.php?financial=659> (Accessed February 19, 2020).
45. "Yokogawa Electric Reports Results for the First Nine Months of 2020" https://cdn-nc.yokogawa.com/1/20567/tabs/ir_202003tanshin-3q-en.pdf?_ga=2.191034991.477918567.1582096998-828447366.1582096998 (Accessed February 19, 2020).
46. "Konica Minolta Inc Reports Results for the First Nine Months of 2020" https://www.konicaminolta.com/us-en/investors/fr/f32_3q.html (Accessed February 19, 2020).
47. "Itochu Techno-Solutions Reports Results for the First Nine Months of 2020" https://ctcir.ctc-g.co.jp/rose/en/pdf/2019/tanshin20200204_e.pdf (Accessed February 19, 2020).
48. "Mycronic Ab Announces Fiscal Year 2019 Results" <http://vp188.alertir.com/afw/files/press/mycronic/202002059183-1.pdf> (Accessed February 19, 2020).
49. "Kumho Petro Chemical Announces Fiscal Year 2019 Results" <http://www.kkpc.co.kr/download/?seq=9515> (Accessed February 18, 2020).
50. "Asahi Kasei Reports Results for the First Nine Months of 2020" https://www.asahi-kasei.co.jp/asahi/en/ir/library/financial_briefing/pdf/dec2019.pdf (Accessed February 19, 2020).
51. "Mitsubishi Chemical Holdings Reports Results for the First Nine Months of 2020" <https://www.mitsubishichem-hd.co.jp/english/ir/pdf/00885/00990.pdf> (Accessed February 19, 2020).
52. "Oji Holdings Reports Results for the First Nine Months of 2020" <https://www.ojiholdings.co.jp/Portals/0/resources/content/files/english/ir/news/2020/N7AXYt2.pdf> (Accessed February 19, 2020).
53. "Tosoh Corp Reports Results for the First Nine Months of 2020" <https://bit.ly/2vrBUlq> (Accessed February 19, 2020).
54. "Mitsui Chemicals Reports Results for the First Nine Months of 2020" https://jp.mitsuichemicals.com/sites/default/files/media/document/2020/kessan_200205e.pdf (Accessed February 19, 2020).
55. "Teijin Reports Results for the First Nine Months of 2020" https://ssl4.eir-parts.net/doc/3401/ir_material_for_fiscal_ym11/76459/00.pdf (Accessed February 19, 2020).
56. "Mitsubishi Gas Chemical Reports Results for the First Nine Months of 2020" https://www.mgc.co.jp/eng/ir/files/FY2019_3_cons.pdf (Accessed February 19, 2020).
57. "Daicel Corp Reports Results for the First Nine Months of 2020" https://www.daicel.com/en/ir/pdf/ren154e_3q.pdf (Accessed February 19, 2020).
58. "Denka Co Reports Results for the First Nine Months of 2020" https://www.denka.co.jp/eng/pdf/ir/data/FY2019_Third_Quarter_Summary_of_Consolidated_Financial_Results.pdf (Accessed February 19, 2020).
59. "UBE Industries Reports Results for the First Nine Months of 2020" https://www.ube-ind.co.jp/ube/en/ir/ir_library/financial_results/pdf/financial_results_2020end_3_en.pdf (Accessed February 19, 2020).
60. "Rengo Co Reports Results for the First Nine Months of 2020" https://www.rengo.co.jp/english/financial/img/pdf/setumeikai/2019_12_results.pdf (Accessed February 19, 2020).