


SN500 Index

Monthly Report on the S-Network US Equity Large Cap 500

February 2020

Index Fundamentals

TTM Div. Yield <u>S&P 500</u> <u>SN500</u> 2.04 1.93		Forward Div. Yield <u>S&P 500</u> <u>SN500</u> 2.13 2.02		Forecast <u>S&P 500</u> <u>SN500</u> +4.21% +4.57%	
--	---	--	--	--	---

Source: Bloomberg

Index Performance

Total Return Price Appreciation	
1 Month	-8.13%
YTD	-7.91%
1 Year	8.75%
3 Year	34.18%
5 Year	57.19%
Inception	209.38%

Compound Annual Growth Rate	
1 Year	8.75%
3 Year	10.30%
5 Year	9.47%
Since Inception	5.75%

*Returns under 1 year are not annualized




Source: S-Network as of 2/29/2020

SN500 Sector Performance (1/31/20 – 2/29/20)	
Communication Services	-6.53%
Consumer Discretionary	-7.07%
Consumer Staples	-8.20%
Energy	-15.28%
Financials	-11.20%
Health Care	-6.50%
Industrials	-9.52%
Information Technology	-7.23%
Materials	-8.69%
Real Estate	-8.04%
Utilities	-10.41%





Leading Movers				
Company Name	Ticker	Opening	Closing	Change
ZOOM VIDEO COMMUNICATIONS INC	ZM US	76.30	105.00	37.61%
REGENERON PHARMACEUTICALS INC	REGN US	337.94	444.57	31.55%
SLACK TECHNOLOGIES INC	WORK US	20.73	27.02	30.34%
DOMINO'S PIZZA INC	DPZ US	281.75	339.46	20.48%
NORTONLIFELOCK INC	NLOK US	16.42	19.03	15.90%

Lagging Movers				
Company Name	Ticker	Opening	Closing	Change
ROYAL CARIBBEAN CRUISES LTD	RCL US	117.08	80.41	-31.32%
NORWEGIAN CRUISE LINE HOLDINGS	NCLH US	53.85	37.26	-30.81%
CONTINENTAL RESOURCES INC	CLR US	27.22	18.95	-30.38%
AMERICAN AIRLINES GROUP INC	AAL US	26.84	19.05	-29.02%
VIACOMCBS INC	VIAC US	34.13	24.61	-27.89%






Communication Services:

-  Alphabet Inc's revenues increased +18.3% for the year ended December 2019 to \$161.86 billion from \$136.82 billion a year earlier, while net income rose +11.7% to \$34.34 billion from \$30.74 billion. [Quick Link 1](#)
-  Walt Disney Co's revenues increased +36.3% for the quarter ended December 2019 to \$20.86 billion from \$15.30 billion a year earlier, while net income fell -24.4% to \$2.11 billion from \$2.79 billion. [Quick Link 2](#)
-  Activision Blizzard Inc's revenues decreased -13.5% for the year ended December 2019 to \$6.49 billion from \$7.50 billion a year earlier, while net income fell -18.9% to \$1.50 billion from \$1.85 billion. [Quick Link 3](#)


Consumer Discretionary:

-  General Motors Co's net sales decreased -26.4% for the year ended December 2019 to \$9.10 billion from \$12.36 billion a year earlier, while net income fell -16.0% to \$6.73 billion from \$8.01 billion. [Quick Link 4](#)
-  Ford Motor Co's revenues decreased -2.8% for the year ended December 2019 to \$155.90 billion from \$160.34 billion a year earlier, while net income fell -98.6% to \$0.05 billion from \$3.68 billion. [Quick Link 5](#)
-  O'Reilly Automotive Inc's net sales increased +6.4% for the year ended December 2019 to \$10.15 billion from \$9.54 billion a year earlier, while net income rose +5.3% to \$1.39 billion from \$1.32 billion. [Quick Link 6](#)
-  Yum! Brands Inc's revenues decreased -1.6% for the year ended December 2019 to \$5.60 billion from \$5.69 billion a year earlier, while net income fell -16.2% to \$1.29 billion from \$1.54 billion. [Quick Link 7](#)







Consumer Staples:

-  PepsiCo Inc's revenues increased +3.9% for the year ended December 2019 to \$67.16 billion from \$64.66 billion a year earlier, while net income fell -41.6% to \$7.31 billion from \$12.52 billion. [Quick Link 8](#)
-  Wal-Mart Stores Inc's revenues increased +1.9% for the year ended January 2019 to \$523.96 billion from \$514.41 billion a year earlier, while net income rose +123.1% to \$14.88 billion from \$6.67 billion. [Quick Link 9](#)
-  Philip Morris International Inc's revenues increased +6.4% for the year ended December 2019 to \$30.74 billion from \$28.88 billion a year earlier, while net income rose +11.2% to \$12.05 billion from \$10.84 billion. [Quick Link 10](#)
-  Sysco Corp's net sales increased +1.8% for the quarter ended December 2019 to \$15.03 billion from \$14.77 billion a year earlier, while net earnings rose +43.4% to \$383.4 million from \$267.4 million. [Quick Link 11](#)
-  Estee Lauder Companies Inc's net sales increased +15.2% for the quarter ended December 2019 to \$4.62 billion from \$4.01 billion a year earlier, while net earnings fell -2.8% to \$557.0 million from \$573.0 million. [Quick Link 12](#)

Energy:


-  ConocoPhillips's revenues decreased -5.3% for the year ended December 2019 to \$36.67 billion from \$38.73 billion a year earlier, while net income rose +14.9% to \$7.19 billion from \$6.26 billion. [Quick Link 13](#)


Financials:


-  Berkshire Hathaway B's revenues increased +2.7% for the year ended December 2019 to \$254.62 billion from \$247.84 billion a year earlier, while net income rose sharply to \$81.42 billion from \$4.02 billion. [Quick Link 14](#)
-  CME Group Inc's revenues increased +13.0% for the year ended December 2019 to \$4.87 billion from \$4.31 billion a year earlier, while net income rose +8.2% to \$2.12 billion from \$1.96 billion. [Quick Link 15](#)
-  S&P Global Inc's revenues increased +7.0% for the year ended December 2019 to \$6.70 billion from \$6.26 billion a year earlier, while net income rose +8.2% to \$2.12 billion from \$1.96 billion. [Quick Link 16](#)
-  Chubb Corp's net sales increased +5.7% for the year ended December 2019 to \$40.12 billion from \$37.97 billion a year earlier, while net income rose +12.4% to \$4.45 billion from \$3.96 billion. [Quick Link 17](#)
-  Intercontinental Exchange Inc's revenues increased +4.3% for the year ended December 2019 to \$6.55 billion from \$6.28 billion a year earlier, while net income fell -3.0% to \$1.93 billion from \$1.99 billion. [Quick Link 18](#)
-  American International Group Inc reported a net income of \$3.33 billion for the year ended December 2019 compared to a net loss of \$0.01 billion a year earlier, while revenues decreased -0.2% to \$30.56 billion from \$30.61 billion. [Quick Link 19](#)

 Moody's Corp's revenues increased +8.8% for the year ended December 2019 to \$4.83 billion from \$4.44 billion a year earlier, while net income rose +8.4% to \$1.42 billion from \$1.31 billion. [Quick Link 20](#)


 Metlife Inc's revenues increased +2.5% for the year ended December 2019 to \$69.62 billion from \$67.94 billion a year earlier, while net income rose +14.9% to \$5.72 billion from \$4.98 billion. [Quick Link 21](#)

 Allstate Corp's revenues increased +12.2% for the year ended December 2019 to \$44.68 billion from \$39.82 billion a year earlier, while net income rose +132.8% to \$4.68 billion from \$2.01 billion. [Quick Link 22](#)


 Prudential Financial Inc's revenues remained constant for the year ended December 2019 at \$58.13 billion as compared to a year earlier, while net income rose +2.9% to \$4.19 billion from \$4.07 billion. [Quick Link 23](#)

 Aflac Inc's revenues increased +2.5% for the year ended December 2019 to \$22.31 billion from \$21.76 billion a year earlier, while net earnings rose +13.0% to \$3.30 billion from \$2.92 billion. [Quick Link 24](#)


Health Care:


 Merck & Co Inc's net sales increased +10.8% for the year ended December 2019 to \$46.84 billion from \$42.29 billion a year earlier, while net income rose +58.2% to \$9.84 billion from \$6.22 billion. [Quick Link 25](#)


 Medtronic Plc's net sales increased +2.3% for the quarter ended January 2019 to \$7.72 billion from \$7.55 billion a year earlier, while net income rose +51.2% to \$1.92 billion from \$1.27 billion. [Quick Link 26](#)


 Bristol-Myers Squibb Co's revenues increased +15.9% for the year ended December 2019 to \$26.15 billion from \$22.56 billion a year earlier, while net earnings fell -30.1% to \$3.44 billion from \$4.92 billion. [Quick Link 27](#)

 AbbVie Inc's revenues increased +1.6% for the year ended December 2019 to \$33.27 billion from \$32.75 billion a year earlier, while net earnings rose +38.5% to \$7.88 billion from \$5.69 billion. [Quick Link 28](#)


 CVS Health Corporation's net sales increased +32.3% for the year ended December 2019 to \$256.78 billion from \$194.04 billion a year earlier, while net income rose +36.2% to \$15.34 billion from \$11.26 billion. [Quick Link 29](#)


 Gilead Sciences Inc's revenues increased +1.4% for the year ended December 2019 to \$22.45 billion from \$22.13 billion a year earlier, while net income fell -1.3% to \$5.39 billion from \$5.46 billion. [Quick Link 30](#)


 Becton Dickinson & Co's revenues increased +1.7% for the quarter ended December 2019 to \$4.23 billion from \$4.16 billion a year earlier, while net income fell -57.3% to \$240.0 million from \$562.0 million. [Quick Link 31](#)


 Cigna Corp's revenues increased +215.7% for the year ended December 2019 to \$153.57 billion from \$48.65 billion a year earlier, while net income rose +93.2% to \$5.10 billion from \$2.64 billion. [Quick Link 32](#)

 Zoetis Inc's revenues increased +7.4% for the year ended December 2019 to \$6.26 billion from \$5.83 billion a year earlier, while net income rose +4.9% to \$1.50 billion from \$1.43 billion. [Quick Link 33](#)


 Allergan Plc reported a net loss of \$5.27 billion for the year ended December 2019 compared to a net loss of \$5.14 billion a year earlier, while revenues increased +1.9% to \$16.09 billion from \$15.79 billion. [Quick Link 34](#)


 Boston Scientific Corp's net sales increased +9.4% for the year ended December 2019 to \$10.74 billion from \$9.82 billion a year earlier, while net income rose +181.4% to \$4.70 billion from \$1.67 billion. [Quick Link 35](#)


 Humana Inc's revenues increased +14.0% for the year ended December 2019 to \$64.89 billion from \$56.91 billion a year earlier, while net income rose +61.3% to \$2.71 billion from \$1.68 billion. [Quick Link 36](#)


 Centene Corp's revenues increased +24.2% for the year ended December 2019 to \$74.64 billion from \$60.12 billion a year earlier, while net earnings rose +46.7% to \$1.32 billion from \$0.90 billion. [Quick Link 37](#)


Industrials:


 Deere & Co's net sales decreased -4.4% for the quarter ended January 2019 to \$7.63 billion from \$7.98 billion a year earlier, while net income rose +3.8% to \$517.0 million from \$498.0 million. [Quick Link 38](#)

 L3Harris Technologies Inc's revenues increased +100.0% for the year ended December 2019 to \$12.86 billion from \$6.43 billion a year earlier, while net income rose +58.8% to \$1.35 billion from \$0.85 billion. [Quick Link 39](#)


 Waste Management Inc's revenues increased +3.7% for the year ended December 2019 to \$15.46 billion from \$14.91 billion a year earlier, while net income fell -13.5% to \$1.67 billion from \$1.93 billion. [Quick Link 40](#)


 Emerson Electric Co's net sales remained flat for the quarter ended December 2019 at \$4.15 billion as compared to a year earlier, while net earnings fell -29.9% to \$326.0 million from \$465.0 million. [Quick Link 41](#)


 Eaton Corporation Plc's net sales decreased -1.0% for the year ended December 2019 to \$21.39 billion from \$21.61 billion a year earlier, while net income rose +2.8% to \$2.21 billion from \$2.15 billion. [Quick Link 42](#)

 TransDigm Group Inc's net sales increased +48.5% for the quarter ended December 2019 to \$1.47 billion from \$0.99 billion a year earlier, while net income rose +55.1% to \$304.0 million from \$196.0 million. [Quick Link 43](#)

Information Technology:


 Cisco Systems Inc's revenues decreased -3.5% for the quarter ended January 2019 to \$12.01 billion from \$12.45 billion a year earlier, while net income rose +2.1% to \$2.88 billion from \$2.82 billion. [Quick Link 44](#)


 Nvidia Corp's revenues decreased -6.8% for the year ended January 2019 to \$10.92 billion from \$11.72 billion a year earlier, while net income fell -32.4% to \$2.80 billion from \$4.14 billion. [Quick Link 45](#)


 Qualcomm Inc's revenues increased +5.0% for the quarter ended December 2019 to \$5.08 billion from \$4.84 billion a year earlier, while net income fell -13.1% to \$0.93 billion from \$1.07 billion. [Quick Link 46](#)


 Fidelity National Information Services Inc's revenues increased +22.7% for the year ended December 2019 to \$10.33 billion from \$8.42 billion a year earlier, while net earnings fell -64.8% to \$298.0 million from \$846.0 million. [Quick Link 47](#)

 Fiserv Inc's revenues increased +75.1% for the year ended December 2019 to \$10.19 billion from \$5.82 billion a year earlier, while net income fell -25.2% to \$0.89 billion from \$1.19 billion. [Quick Link 48](#)

 Global Payments Inc's revenues increased +45.7% for the year ended December 2019 to \$4.91 billion from \$3.37 billion a year earlier, while net income fell -4.7% to \$430.6 million from \$452.1 million. [Quick Link 49](#)

 Applied Materials Inc's net sales increased +10.9% for the quarter ended January 2019 to \$4.16 billion from \$3.75 billion a year earlier, while net income rose +15.7% to \$892.0 million from \$771.0 million. [Quick Link 50](#)


 Analog Devices Inc's revenues decreased -15.6% for the quarter ended January 2019 to \$1.30 billion from \$1.54 billion a year earlier, while net income fell -40.1% to \$273.0 million from \$456.0 million. [Quick Link 51](#)

 Cognizant Technology Solutions Corp's revenues increased +4.0% for the year ended December 2019 to \$16.78 billion from \$16.13 billion a year earlier, while net income fell -12.4% to \$1.84 billion from \$2.10 billion. [Quick Link 52](#)


Materials:


 Linde plc's net sales increased +90.2% for the year ended December 2019 to \$28.23 billion from \$14.84 billion a year earlier, while net income fell -47.7% to \$2.29 billion from \$4.38 billion. [Quick Link 53](#)


 Ecolab Inc's revenues increased +1.6% for the year ended December 2019 to \$14.91 billion from \$14.67 billion a year earlier, while net income rose +9.1% to \$1.56 billion from \$1.43 billion. [Quick Link 54](#)


 Newmont Mining Corp's revenues increased +34.3% for the year ended December 2019 to \$9.74 billion from \$7.25 billion a year earlier, while net income rose +726.5% to \$2.81 billion from \$0.34 billion. [Quick Link 55](#)


Utilities:

 Southern Co's revenues decreased -8.9% for the year ended December 2019 to \$21.42 billion from \$23.50 billion a year earlier, while net income rose +112.6% to \$4.74 billion from \$2.23 billion. [Quick Link 56](#)

 Duke Energy Corp's revenues increased +2.3% for the year ended December 2019 to \$25.08 billion from \$24.52 billion a year earlier, while net income rose +39.0% to \$3.71 billion from \$2.67 billion. [Quick Link 57](#)

 Dominion Resources Inc's revenues increased +23.9% for the year ended December 2019 to \$16.57 billion from \$13.37 billion a year earlier, while net income fell -40.8% to \$1.45 billion from \$2.45 billion. [Quick Link 58](#)

 American Electric Power Company Inc's revenues decreased -3.7% for the year ended December 2019 to \$15.60 billion from \$16.20 billion a year earlier, while net income remained flat at \$1.92 billion. [Quick Link 59](#)

 Exelon Corp's revenues decreased -4.3% for the year ended December 2019 to \$34.44 billion from \$35.98 billion a year earlier, while net income rose +46.3% to \$2.94 billion from \$2.01 billion. [Quick Link 60](#)

1. "Alphabet Announces Fiscal Year 2019 Results" https://abc.xyz/investor/static/pdf/2019Q4_alphabet_earnings_release.pdf?cache=79552b8 (Accessed February 6, 2020).
2. "Walt Disney Reports First Quarter 2020 Financial Results" <https://www.thewaltdisneycompany.com/wp-content/uploads/2020/02/q1-fy20-earnings.pdf> (Accessed February 6, 2020).
3. "Activision Blizzard Inc Reports Full Year 2019" <https://investor.activision.com/news-releases/news-release-details/activision-blizzard-announces-fourth-quarter-and-2019-financial> (Accessed February 17, 2020).
4. "GM Reports Full-Year Results" <https://media.gm.com/content/dam/Media/gmcom/investor/2020/feb/gm-q4-2019-earnings-press-release.pdf> (Accessed February 6, 2020).
5. "Ford Motor Reports Full-Year Results" https://s22.q4cdn.com/857684434/files/doc_financials/2019/q4/Ford-4Q2019-Earnings-Press-Release.pdf (Accessed February 6, 2020).
6. "O'Reilly Automotive Inc Reports Full-Year Results" <https://bit.ly/2TBaasP> (Accessed February 17, 2020).
7. "Yum! Brands Reports Full-Year Results" <http://investors.yum.com/Cache/IRCache/8aea1288-9059-28f3-7e67-ac8cbd235468.PDF?O=PDF&T=&Y=&D=&FID=8aea1288-9059-28f3-7e67-ac8cbd235468&iid=4025819> (Accessed February 17, 2020).
8. "PepsiCo Reports Full-Year 2019 Results" https://cdn.pepsico.com/docs/album/investors/q4-2019/q4-2019-earnings-release_wbd7hukqd1j919z3.pdf (Accessed February 17, 2020).
9. "Wal-Mart Stores Inc Announces Financial Results for Fiscal 2020" https://s2.q4cdn.com/056532643/files/doc_financials/2020/q4/Earnings-Release-1.31.2020-Final.pdf (Accessed February 19, 2020).
10. "Philip Morris International Reports Full Year Financial Results for 2019" <https://philipmorrisinternational.gcs-web.com/static-files/bd76222f-df46-4f2c-b74b-1b0f61f58167> (Accessed February 7, 2020).
11. "Sysco Reports Second Quarter Fiscal 2020 Results" <http://investors.sysco.com/annual-reports-and-sec-filings/news-releases/2020/02-03-2020-130128001> (Accessed February 6, 2020).
12. "Estee Lauder Companies Reports Second Quarter Fiscal 2020 Results" <https://bit.ly/2x3ajNX> (Accessed February 17, 2020).
13. "ConocoPhillips Reports Full Year 2019 Results" <https://static.conocophillips.com/files/resources/4q19-supplemental-information.pdf> (Accessed February 6, 2020).
14. "Berkshire Hathaway Announces Fiscal Year 2019 Results" <https://www.berkshirehathaway.com/2019ar/2019ar.pdf> (Accessed February 24, 2020).
15. "CME Group Inc. Reports Full-Year 2019 Financial Results" <http://investor.cmegroup.com/news-releases/news-release-details/cme-group-inc-reports-fourth-quarter-and-full-year-2019> (Accessed February 17, 2020).
16. "S&P Global Reports Full-Year 2019 Results" <http://investor.spglobal.com/file/Index?KeyFile=402673531> (Accessed February 17, 2020).
17. "Chubb Reports Full-Year Results" http://s1.q4cdn.com/677769242/files/doc_financials/2019/q4/4th-Quarter-2019-Earnings-Press-Release.pdf (Accessed February 6, 2020).
18. "Intercontinental Exchange Reports Full Year 2019" <https://ir.theice.com/~media/Files/l/lce-IR/press-release/4q19-press-release.pdf> (Accessed February 17, 2020).
19. "American International Reports Full Year 2019" <https://www.aig.com/content/dam/aig/america-canada/us/documents/investor-relations/2020/4q19-financial-supplement-02-12-20.pdf> (Accessed February 17, 2020).
20. "Moody's Corporation Reports Results for Full Year 2019" <https://bit.ly/2TBa3NV> (Accessed February 17, 2020).
21. "Metlife Inc Reports Full-Year Results" https://s23.q4cdn.com/579645270/files/doc_financials/2019/q4/MET_4Q19-FY_Earnings_Release.pdf (Accessed February 17, 2020).
22. "Allstate Corp Reports Full-Year Results" <https://www.allstateinvestors.com/static-files/1fab28b9-e5cd-4642-83aa-17145c1fbaac> (Accessed February 17, 2020).
23. "Prudential Financial Reports Full-Year Results" http://s22.q4cdn.com/600663696/files/doc_financials/quarterly_reports/2019/q4/4Q19-QFS-FINAL.pdf (Accessed February 6, 2020).
24. "Aflac Inc Reports Full-Year Results" https://s24.q4cdn.com/367535798/files/doc_financials/2019/q4/4QT-2019-PR.pdf (Accessed February 17, 2020).
25. "Merck & Co Announces Fiscal Year 2019 Results" https://s21.q4cdn.com/488056881/files/doc_financials/2019/q4/Supplement-to-Earnings-Release-4QFY19.pdf (Accessed February 6, 2020).
26. "Medtronic Reports Third Quarter Financial Results" <https://medtronic.gcs-web.com/static-files/79c80390-a238-4e43-9ea7-41cfaf14422e> (Accessed February 19, 2020).
27. "Bristol-Myers Squibb Reports Full Year Financial Results for 2019" https://s21.q4cdn.com/104148044/files/doc_financials/quarterly_reports/2019/q4/Q42019-Earnings-Release.pdf (Accessed February 7, 2020).
28. "AbbVie Reports Full-Year 2019 Financial Results" <https://investors.abbvie.com/news-releases/news-release-details/abbvie-reports-full-year-and-fourth-quarter-2019-financial> (Accessed February 17, 2020).
29. "CVS Health Corporation Reports Full-Year 2019 Results" https://s2.q4cdn.com/447711729/files/doc_financials/2019/q4/Q4-2019-Earnings-Presentation.pdf (Accessed February 17, 2020).
30. "Gilead Sciences Announces Full Year 2019 Financial Results" <http://investors.gilead.com/news-releases/news-release-details/gilead-sciences-announces-fourth-quarter-and-full-year-2019> (Accessed February 6, 2020).
31. "BD Announces Results For 2020 First Fiscal Quarter" <https://investors.bd.com/news-releases/news-release-details/bd-announces-results-2020-first-fiscal-quarter-lowers-fiscal> (Accessed February 7, 2020).

Quick Links (cont'd)

32. "Cigna Corp Reports Full-Year 2019 Financial Results" <https://bit.ly/2vwXScM> (Accessed February 17, 2020).
33. "Zoetis Reports Full Year 2019 Results" <https://bit.ly/2lgUJzk> (Accessed February 17, 2020).
34. "Allergan Plc Reports Full Year 2019 Results" <https://www.allergan.com/News/Details/2020/02/Allergan%20Reports%20Fourth%20Quarter%20and%20Full-Year%202019%20Financial%20Results> (Accessed February 17, 2020).
35. "Boston Scientific Announces Results Full Year 2019" <https://news.bostonscientific.com/2020-02-05-Boston-Scientific-Announces-Results-For-Fourth-Quarter-And-Full-Year-2019> (Accessed February 6, 2020).
36. "Humana Reports Full Year 2019 Financial Results" <https://humana.gcs-web.com/static-files/c029cb95-0dd8-4e10-a602-b8c2c36e3b37> (Accessed February 17, 2020).
37. "Centene Corp Reports Full Year 2019" <https://investors.centene.com/news-releases/news-release-details/centene-corporation-reports-2019-results> (Accessed February 6, 2020).
38. "Deere Reports First-Quarter Income" <https://www.deere.com/assets/pdfs/common/our-company/news/deere-1q20-news-release.pdf> (Accessed February 24, 2020).
39. "L3Harris Reports Full Year 2019" <https://bit.ly/2leWsXb> (Accessed February 6, 2020).
40. "Waste Management Announces Full-Year 2019 Earnings" <http://investors.wm.com/news-releases/news-release-details/waste-management-announces-fourth-quarter-and-full-year-2019> (Accessed February 17, 2020).
41. "Emerson Reports First Quarter 2020 Results" <https://www.emerson.com/documents/corporate/2020-q1-release-02042020-en-us-6320430.pdf> (Accessed February 6, 2020).
42. "Eaton Corporation Reports Full-Year Results" <https://www.eaton.com/content/dam/eaton/company/investor-relations/quarterly-earnings/filings/4Q-2019-earnings-complete.pdf> (Accessed February 6, 2020).
43. "TransDigm Group Reports First Quarter 2020 Results" <https://www.transdigm.com/investor-relations/news-releases/> (Accessed February 6, 2020).
44. "Cisco Reports Second Quarter Earnings" <https://investor.cisco.com/news/news-details/2020/Cisco-Reports-Second-Quarter-Earnings/default.aspx> (Accessed February 17, 2020).
45. "NVIDIA Announces Financial Results for Fiscal 2020" <https://nvidianews.nvidia.com/news/nvidia-announces-financial-results-for-fourth-quarter-and-fiscal-2020> (Accessed February 17, 2020).
46. "Qualcomm Inc Reports First Quarter 2020 Financial Results" <https://investor.qualcomm.com/sec-filings/all-sec-filings/content/0001728949-20-000011/0001728949-20-000011.pdf> (Accessed February 7, 2020).
47. "FIS Reports Full-Year 2019 Results" <https://www.investor.fisglobal.com/news-releases/news-release-details/fis-reports-fourth-quarter-and-full-year-2019-results> (Accessed February 17, 2020).
48. "Fiserv Reports Full Year 2019 Results" <https://investors.fiserv.com/news-releases/news-release-details/fiserv-reports-fourth-quarter-and-full-year-2019-results> (Accessed February 6, 2020).
49. "Global Payments Reports Full Year 2019 Results" <https://investors.globalpaymentsinc.com/news-releases/news-release-details/global-payments-reports-fourth-quarter-and-full-year-2019> (Accessed February 17, 2020).
50. "Applied Materials Reports First Quarter 2020 Results" <https://ir.appliedmaterials.com/static-files/68219433-ba22-41db-a3e8-1adb9c6d078> (Accessed February 17, 2020).
51. "Analog Devices Reports First Quarter Fiscal 2020 Results" <https://investor.analog.com/news-releases/news-release-details/analog-devices-reports-first-quarter-fiscal-2020-results> (Accessed February 19, 2020).
52. "Cognizant Technology Solutions Reports Full-Year Results" https://s24.q4cdn.com/123993165/files/doc_financials/2019/q4/Q4-19-Earnings-Press-Release_vFinal.pdf (Accessed February 17, 2020).
53. "Linde Reports Full-Year 2019 Results" <https://www.linde.com/-/media/linde/merger/documents/press-releases/2019/linde-4q19-earnings-release-tables.pdf?la=en&rev=40d3091d252c4865833079ed3e42edf9> (Accessed February 17, 2020).
54. "Ecolab Reports Full Year 2019 Results" <https://bit.ly/3athttv> (Accessed February 19, 2020).
55. "Newmont Announces Full Year 2019 Results" <https://www.newmont.com/newsroom/news-details/?newsId=c3cc8f6e-c317-44c2-9760-78705635006f> (Accessed February 24, 2020).
56. "Southern Company reports full-year 2019 earnings" <https://bit.ly/32P0NK7> (Accessed February 20, 2020).
57. "Duke Energy Reports Full-Year 2019 Financial Results" https://www.duke-energy.com/_/media/pdfs/our-company/investors/news-and-events/2019/4qresults/4th-qtr-19-earnings.pdf?la=en (Accessed February 17, 2020).
58. "Dominion Energy Announces Full-Year 2019 Earnings" <https://news.dominionenergy.com/2020-02-11-Dominion-Energy-Announces-Fourth-Quarter-and-Full-Year-2019-Earnings> (Accessed February 17, 2020).
59. "American Electric Power Company Reports Full Year 2019" <https://www.aep.com/newsroom/resources/earnings/2020-01/4thqtr19earnings.pdf> (Accessed February 20, 2020).
60. "Exelon Corp Reports Full Year 2019" <https://otp.tools.investis.com/clients/us/exelon1/SEC/sec-show.aspx?Type=html&FilingId=13904927&CIK=0001109357&Index=10000> (Accessed February 17, 2020).