




# SN1000V Report

## Monthly Report on the Large/Mid-Cap US Value

### February 2020

#### Index Fundamentals

<b>TTM Div. Yield</b> <u>RLV 1000</u> <u>SN1000V</u> 2.89            3.04		<b>Forward Div. Yield</b> <u>RLV 1000</u> <u>SN1000V</u> 2.99            3.16		<b>Forecast</b> <u>RLV 1000</u> <u>SN1000V</u> +3.34%        +3.78%	
---	---	---	--	---	---

#### Index Performance

Total Return Price Appreciation	
<b>1 Month</b>	<b>-10.01%</b>
<b>YTD</b>	<b>-12.50%</b>
<b>1 Year</b>	<b>1.62%</b>
<b>3 Year</b>	<b>15.63%</b>
<b>5 Year</b>	<b>38.40%</b>
<b>Inception</b>	<b>165.73%</b>

Compound Annual Growth Rate	
<b>1 Year</b>	<b>1.62%</b>
<b>3 Year</b>	<b>4.96%</b>
<b>5 Year</b>	<b>6.72%</b>
<b>Since Inception</b>	<b>6.87%</b>

\*Returns under 1 year are not annualized


Source: S-Network as of 2/29/2020


SN1000V Sector Performance (1/31/20 – 2/29/20)	
<b>Communication Services</b>	<b>-8.60%</b>
<b>Consumer Discretionary</b>	<b>-11.89%</b>
<b>Consumer Staples</b>	<b>-8.51%</b>
<b>Energy</b>	<b>-15.47%</b>
<b>Financials</b>	<b>-11.68%</b>
<b>Health Care</b>	<b>-7.41%</b>
<b>Industrials</b>	<b>-9.47%</b>
<b>Information Technology</b>	<b>-8.50%</b>
<b>Materials</b>	<b>-9.23%</b>
<b>Real Estate</b>	<b>-9.55%</b>
<b>Utilities</b>	<b>-10.88%</b>

Leading Movers				
Company Name	Ticker	Opening	Closing	Change
ZILLOW GROUP INC C	Z US	46.21	55.81	<b>20.77%</b>
THE NEW YORK TIMES CO	NYT US	32.01	37.46	<b>17.03%</b>
NORTONLIFELOCK INC	NLOK US	16.42	19.03	<b>15.90%</b>
NUANCE COMMUNICATIONS INC	NUAN US	18.92	21.62	<b>14.27%</b>
T-MOBILE US INC	TMUS US	79.19	90.16	<b>13.85%</b>


Lagging Movers				
Company Name	Ticker	Opening	Closing	Change
SABRE CORP	SABR US	21.54	13.62	<b>-36.79%</b>
AARON'S INC	AAN US	59.36	39.33	<b>-33.74%</b>
SIX FLAGS ENTERTAINMENT CORP	SIX US	38.13	25.28	<b>-33.70%</b>
ROYAL CARIBBEAN CRUISES LTD	RCL US	117.08	80.41	<b>-31.32%</b>
NORWEGIAN CRUISE LINE HOLDINGS	NCLH US	53.85	37.26	<b>-30.81%</b>


## Communication Services:


 Activision Blizzard Inc's revenues decreased -13.5% for the year ended December 2019 to \$6.49 billion from \$7.50 billion a year earlier, while net income fell -18.9% to \$1.50 billion from \$1.85 billion. [Quick Link 1](#)

 Walt Disney Co's revenues increased +36.3% for the quarter ended December 2019 to \$20.86 billion from \$15.30 billion a year earlier, while net income fell -24.4% to \$2.11 billion from \$2.79 billion. [Quick Link 2](#)

## Consumer Discretionary:


 Yum! Brands Inc's revenues decreased -1.6% for the year ended December 2019 to \$5.60 billion from \$5.69 billion a year earlier, while net income fell -16.2% to \$1.29 billion from \$1.54 billion. [Quick Link 3](#)


 General Motors Co's net sales decreased -26.4% for the year ended December 2019 to \$9.10 billion from \$12.36 billion a year earlier, while net income fell -16.0% to \$6.73 billion from \$8.01 billion. [Quick Link 4](#)


 Ford Motor Co's revenues decreased -2.8% for the year ended December 2019 to \$155.90 billion from \$160.34 billion a year earlier, while net income fell -98.6% to \$0.05 billion from \$3.68 billion. [Quick Link 5](#)

## Consumer Staples:

 Sysco Corp's net sales increased +1.8% for the quarter ended December 2019 to \$15.03 billion from \$14.77 billion a year earlier, while net earnings rose +43.4% to \$383.4 million from \$267.4 million. [Quick Link 6](#)

 PepsiCo Inc's revenues increased +3.9% for the year ended December 2019 to \$67.16 billion from \$64.66 billion a year earlier, while net income fell -41.6% to \$7.31 billion from \$12.52 billion. [Quick Link 7](#)


 Wal-Mart Stores Inc's revenues increased +1.9% for the year ended January 2019 to \$523.96 billion from \$514.41 billion a year earlier, while net income rose +123.1% to \$14.88 billion from \$6.67 billion. [Quick Link 8](#)


 Philip Morris International Inc's revenues increased +6.4% for the year ended December 2019 to \$30.74 billion from \$28.88 billion a year earlier, while net income rose +11.2% to \$12.05 billion from \$10.84 billion. [Quick Link 9](#)


## Energy:


 ConocoPhillips's revenues decreased -5.3% for the year ended December 2019 to \$36.67 billion from \$38.73 billion a year earlier, while net income rose +14.9% to \$7.19 billion from \$6.26 billion. [Quick Link 10](#)


## Financials:


 American International Group Inc reported a net income of \$3.33 billion for the year ended December 2019 compared to a net loss of \$0.01 billion a year earlier, while revenues decreased -0.2% to \$30.56 billion from \$30.61 billion. [Quick Link 11](#)

 Berkshire Hathaway B's revenues increased +2.7% for the year ended December 2019 to \$254.62 billion from \$247.84 billion a year earlier, while net income rose sharply to \$81.42 billion from \$4.02 billion. [Quick Link 12](#)


 Allstate Corp's revenues increased +12.2% for the year ended December 2019 to \$44.68 billion from \$39.82 billion a year earlier, while net income rose +132.8% to \$4.68 billion from \$2.01 billion. [Quick Link 13](#)


 Chubb Corp's net sales increased +5.7% for the year ended December 2019 to \$40.12 billion from \$37.97 billion a year earlier, while net income rose +12.4% to \$4.45 billion from \$3.96 billion. [Quick Link 14](#)

 CME Group Inc's revenues increased +13.0% for the year ended December 2019 to \$4.87 billion from \$4.31 billion a year earlier, while net income rose +8.2% to \$2.12 billion from \$1.96 billion. [Quick Link 15](#)











 IntercontinentalExchange Inc's revenues increased +4.3% for the year ended December 2019 to \$6.55 billion from \$6.28 billion a year earlier, while net income fell -3.0% to \$1.93 billion from \$1.99 billion. [Quick Link 16](#)

 Metlife Inc's revenues increased +2.5% for the year ended December 2019 to \$69.62 billion from \$67.94 billion a year earlier, while net income rose +14.9% to \$5.72 billion from \$4.98 billion. [Quick Link 17](#)






 Aflac Inc's revenues increased +2.5% for the year ended December 2019 to \$22.31 billion from \$21.76 billion a year earlier, while net earnings rose +13.0% to \$3.30 billion from \$2.92 billion. [Quick Link 18](#)

 Prudential Financial Inc's revenues remained constant for the year ended December 2019 at \$58.13 billion as compared to a year earlier, while net income rose +2.9% to \$4.19 billion from \$4.07 billion. [Quick Link 19](#)








## Health Care:

-  Allergan Plc reported a net loss of \$5.27 billion for the year ended December 2019 compared to a net loss of \$5.14 billion a year earlier, while revenues increased +1.9% to \$16.09 billion from \$15.79 billion. [Quick Link 20](#)
-  Gilead Sciences Inc's revenues increased +1.4% for the year ended December 2019 to \$22.45 billion from \$22.13 billion a year earlier, while net income fell -1.3% to \$5.39 billion from \$5.46 billion. [Quick Link 21](#)
-  Medtronic Plc's net sales increased +2.3% for the quarter ended January 2019 to \$7.72 billion from \$7.55 billion a year earlier, while net income rose +51.2% to \$1.92 billion from \$1.27 billion. [Quick Link 22](#)
-  AbbVie Inc's revenues increased +1.6% for the year ended December 2019 to \$33.27 billion from \$32.75 billion a year earlier, while net earnings rose +38.5% to \$7.88 billion from \$5.69 billion. [Quick Link 23](#)
-  Becton Dickinson & Co's revenues increased +1.7% for the quarter ended December 2019 to \$4.23 billion from \$4.16 billion a year earlier, while net income fell -57.3% to \$240.0 million from \$562.0 million. [Quick Link 24](#)
-  Bristol-Myers Squibb Co's revenues increased +15.9% for the year ended December 2019 to \$26.15 billion from \$22.56 billion a year earlier, while net earnings fell -30.1% to \$3.44 billion from \$4.92 billion. [Quick Link 25](#)
-  Boston Scientific Corp's net sales increased +9.4% for the year ended December 2019 to \$10.74 billion from \$9.82 billion a year earlier, while net income rose +181.4% to \$4.70 billion from \$1.67 billion. [Quick Link 26](#)
-  CVS Health Corporation's net sales increased +32.3% for the year ended December 2019 to \$256.78 billion from \$194.04 billion a year earlier, while net income rose +36.2% to \$15.34 billion from \$11.26 billion. [Quick Link 27](#)
-  Merck & Co Inc's net sales increased +10.8% for the year ended December 2019 to \$46.84 billion from \$42.29 billion a year earlier, while net income rose +58.2% to \$9.84 billion from \$6.22 billion. [Quick Link 28](#)
-  Centene Corp's revenues increased +24.2% for the year ended December 2019 to \$74.64 billion from \$60.12 billion a year earlier, while net earnings rose +46.7% to \$1.32 billion from \$0.90 billion. [Quick Link 29](#)




## Industrials:

-  Deere & Co's net sales decreased -4.4% for the quarter ended January 2019 to \$7.63 billion from \$7.98 billion a year earlier, while net income rose +3.8% to \$517.0 million from \$498.0 million. [Quick Link 30](#)
-  Emerson Electric Co's net sales remained flat for the quarter ended December 2019 at \$4.15 billion as compared to a year earlier, while net earnings fell -29.9% to \$326.0 million from \$465.0 million. [Quick Link 31](#)
-  Eaton Corporation Plc's net sales decreased -1.0% for the year ended December 2019 to \$21.39 billion from \$21.61 billion a year earlier, while net income rose +2.8% to \$2.21 billion from \$2.15 billion. [Quick Link 32](#)
-  L3Harris Technologies Inc's revenues increased +100.0% for the year ended December 2019 to \$12.86 billion from \$6.43 billion a year earlier, while net income rose +58.8% to \$1.35 billion from \$0.85 billion. [Quick Link 33](#)
-  Waste Management Inc's revenues increased +3.7% for the year ended December 2019 to \$15.46 billion from \$14.91 billion a year earlier, while net income fell -13.5% to \$1.67 billion from \$1.93 billion. [Quick Link 34](#)






## Information Technology:

-  Applied Materials Inc's net sales increased +10.9% for the quarter ended January 2019 to \$4.16 billion from \$3.75 billion a year earlier, while net income rose +15.7% to \$892.0 million from \$771.0 million. [Quick Link 35](#)
-  Cisco Systems Inc's revenues decreased -3.5% for the quarter ended January 2019 to \$12.01 billion from \$12.45 billion a year earlier, while net income rose +2.1% to \$2.88 billion from \$2.82 billion. [Quick Link 36](#)
-  Cognizant Technology Solutions Corp's revenues increased +4.0% for the year ended December 2019 to \$16.78 billion from \$16.13 billion a year earlier, while net income fell -12.4% to \$1.84 billion from \$2.10 billion. [Quick Link 37](#)
-  Fidelity National Information Services Inc's revenues increased +22.7% for the year ended December 2019 to \$10.33 billion from \$8.42 billion a year earlier, while net earnings fell -64.8% to \$298.0 million from \$846.0 million. [Quick Link 38](#)
-  Global Payments Inc's revenues increased +45.7% for the year ended December 2019 to \$4.91 billion from \$3.37 billion a year earlier, while net income fell -4.7% to \$430.6 million from \$452.1 million. [Quick Link 39](#)
-  Qualcomm Inc's revenues increased +5.0% for the quarter ended December 2019 to \$5.08 billion from \$4.84 billion a year earlier, while net income fell -13.1% to \$0.93 billion from \$1.07 billion. [Quick Link 40](#)
-  Analog Devices Inc's revenues decreased -15.6% for the quarter ended January 2019 to \$1.30 billion from \$1.54 billion a year earlier, while net income fell -40.1% to \$273.0 million from \$456.0 million. [Quick Link 41](#)

### Materials:

-  Ecolab Inc's revenues increased +1.6% for the year ended December 2019 to \$14.91 billion from \$14.67 billion a year earlier, while net income rose +9.1% to \$1.56 billion from \$1.43 billion. [Quick Link 42](#)
-  Newmont Mining Corp's revenues increased +34.3% for the year ended December 2019 to \$9.74 billion from \$7.25 billion a year earlier, while net income rose +726.5% to \$2.81 billion from \$0.34 billion. [Quick Link 43](#)
-  Linde plc's net sales increased +90.2% for the year ended December 2019 to \$28.23 billion from \$14.84 billion a year earlier, while net income fell -47.7% to \$2.29 billion from \$4.38 billion. [Quick Link 44](#)

### Utilities:

-  American Electric Power Company Inc's revenues decreased -3.7% for the year ended December 2019 to \$15.60 billion from \$16.20 billion a year earlier, while net income remained flat at \$1.92 billion. [Quick Link 45](#)
-  Exelon Corp's revenues decreased -4.3% for the year ended December 2019 to \$34.44 billion from \$35.98 billion a year earlier, while net income rose +46.3% to \$2.94 billion from \$2.01 billion. [Quick Link 46](#)
-  Dominion Resources Inc's revenues increased +23.9% for the year ended December 2019 to \$16.57 billion from \$13.37 billion a year earlier, while net income fell -40.8% to \$1.45 billion from \$2.45 billion. [Quick Link 47](#)
-  Duke Energy Corp's revenues increased +2.3% for the year ended December 2019 to \$25.08 billion from \$24.52 billion a year earlier, while net income rose +39.0% to \$3.71 billion from \$2.67 billion. [Quick Link 48](#)
-  Southern Co's revenues decreased -8.9% for the year ended December 2019 to \$21.42 billion from \$23.50 billion a year earlier, while net income rose +112.6% to \$4.74 billion from \$2.23 billion. [Quick Link 49](#)

## Quick Links

1. "Activision Blizzard Inc Reports Full Year 2019" <https://investor.activision.com/news-releases/news-release-details/activision-blizzard-announces-fourth-quarter-and-2019-financial> (Accessed February 17, 2020).
2. "Walt Disney Reports First Quarter 2020 Financial Results" <https://www.thewaltdisneycompany.com/wp-content/uploads/2020/02/q1-fy20-earnings.pdf> (Accessed February 6, 2020).
3. "Yum! Brands Reports Full-Year Results" <http://investors.yum.com/Cache/IRCache/8aea1288-9059-28f3-7e67-ac8cbd235468.PDF?O=PDF&T=&Y=&D=&FID=8aea1288-9059-28f3-7e67-ac8cbd235468&iid=4025819> (Accessed February 17, 2020).
4. "GM Reports Full-Year Results" <https://media.gm.com/content/dam/Media/gmcom/investor/2020/feb/gm-q4-2019-earnings-press-release.pdf> (Accessed February 6, 2020).
5. "Ford Motor Reports Full-Year Results" [https://s22.q4cdn.com/857684434/files/doc\\_financials/2019/q4/Ford-4Q2019-Earnings-Press-Release.pdf](https://s22.q4cdn.com/857684434/files/doc_financials/2019/q4/Ford-4Q2019-Earnings-Press-Release.pdf) (Accessed February 6, 2020).
6. "Sysco Reports Second Quarter Fiscal 2020 Results" <http://investors.sysco.com/annual-reports-and-sec-filings/news-releases/2020/02-03-2020-130128001> (Accessed February 6, 2020).
7. "PepsiCo Reports Full-Year 2019 Results" [https://cdn.pepsico.com/docs/album/investors/q4-2019/q4-2019-earnings-release\\_wbd7hukqd1j919z3.pdf](https://cdn.pepsico.com/docs/album/investors/q4-2019/q4-2019-earnings-release_wbd7hukqd1j919z3.pdf) (Accessed February 17, 2020).
8. "Wal-Mart Stores Inc Announces Financial Results for Fiscal 2020" [https://s2.q4cdn.com/056532643/files/doc\\_financials/2020/q4/Earnings-Release-1.31.2020-Final.pdf](https://s2.q4cdn.com/056532643/files/doc_financials/2020/q4/Earnings-Release-1.31.2020-Final.pdf) (Accessed February 19, 2020).
9. "Philip Morris International Reports Full Year Financial Results for 2019" <https://philipmorrisinternational.gcs-web.com/static-files/bd76222f-df46-4f2c-b74b-1b0f61f58167> (Accessed February 7, 2020).
10. "ConocoPhillips Reports Full Year 2019 Results" <https://static.conocophillips.com/files/resources/4q19-supplemental-information.pdf> (Accessed February 6, 2020).
11. "American International Reports Full Year 2019" <https://www.aig.com/content/dam/aig/america-canada/us/documents/investor-relations/2020/4q19-financial-supplement-02-12-20.pdf> (Accessed February 17, 2020).
12. "Berkshire Hathaway Announces Fiscal Year 2019 Results" <https://www.berkshirehathaway.com/2019ar/2019ar.pdf> (Accessed February 24, 2020).
13. "Allstate Corp Reports Full-Year Results" <https://www.allstateinvestors.com/static-files/1fab28b9-e5cd-4642-83aa-17145c1fbaac> (Accessed February 17, 2020).
14. "Chubb Reports Full-Year Results" [http://s1.q4cdn.com/677769242/files/doc\\_financials/2019/q4/4th-Quarter-2019-Earnings-Press-Release.pdf](http://s1.q4cdn.com/677769242/files/doc_financials/2019/q4/4th-Quarter-2019-Earnings-Press-Release.pdf) (Accessed February 6, 2020).

## Quick Links (cont'd)

15. "CME Group Inc. Reports Full-Year 2019 Financial Results" <http://investor.cmegroup.com/news-releases/news-release-details/cme-group-inc-reports-fourth-quarter-and-full-year-2019> (Accessed February 17, 2020).
16. "Intercontinental Exchange Reports Full Year 2019" <https://ir.theice.com/~media/Files/I/Ice-IR/press-release/4q19-press-release.pdf> (Accessed February 17, 2020).
17. "Metlife Inc Reports Full-Year Results" [https://s23.q4cdn.com/579645270/files/doc\\_financials/2019/q4/MET\\_4Q19-FY\\_Earnings\\_Release.pdf](https://s23.q4cdn.com/579645270/files/doc_financials/2019/q4/MET_4Q19-FY_Earnings_Release.pdf) (Accessed February 17, 2020).
18. "Aflac Inc Reports Full-Year Results" [https://s24.q4cdn.com/367535798/files/doc\\_financials/2019/q4/4QT-2019-PR.pdf](https://s24.q4cdn.com/367535798/files/doc_financials/2019/q4/4QT-2019-PR.pdf) (Accessed February 17, 2020).
19. "Prudential Financial Reports Full-Year Results" [http://s22.q4cdn.com/600663696/files/doc\\_financials/quarterly\\_reports/2019/q4/4Q19-QFS-FINAL.pdf](http://s22.q4cdn.com/600663696/files/doc_financials/quarterly_reports/2019/q4/4Q19-QFS-FINAL.pdf) (Accessed February 6, 2020).
20. "Allergan Plc Reports Full Year 2019 Results" <https://www.allergan.com/News/Details/2020/02/Allergan%20Reports%20Fourth%20Quarter%20and%20Full-Year%202019%20Financial%20Results> (Accessed February 17, 2020).
21. "Gilead Sciences Announces Full Year 2019 Financial Results" <http://investors.gilead.com/news-releases/news-release-details/gilead-sciences-announces-fourth-quarter-and-full-year-2019> (Accessed February 6, 2020).
22. "Medtronic Reports Third Quarter Financial Results" <https://medtronic.gcs-web.com/static-files/79c80390-a238-4e43-9ea7-41cfaf14422e> (Accessed February 19, 2020).
23. "AbbVie Reports Full-Year 2019 Financial Results" <https://investors.abbvie.com/news-releases/news-release-details/abbvie-reports-full-year-and-fourth-quarter-2019-financial> (Accessed February 17, 2020).
24. "BD Announces Results For 2020 First Fiscal Quarter" <https://investors.bd.com/news-releases/news-release-details/bd-announces-results-2020-first-fiscal-quarter-lowers-fiscal> (Accessed February 7, 2020).
25. "Bristol-Myers Squibb Reports Full Year Financial Results for 2019" [https://s21.q4cdn.com/104148044/files/doc\\_financials/quarterly\\_reports/2019/q4/Q42019-Earnings-Release.pdf](https://s21.q4cdn.com/104148044/files/doc_financials/quarterly_reports/2019/q4/Q42019-Earnings-Release.pdf) (Accessed February 7, 2020).
26. "Boston Scientific Announces Results Full Year 2019" <https://news.bostonscientific.com/2020-02-05-Boston-Scientific-Announces-Results-For-Fourth-Quarter-And-Full-Year-2019> (Accessed February 6, 2020).
27. "CVS Health Corporation Reports Full-Year 2019 Results" [https://s21.q4cdn.com/447711729/files/doc\\_financials/2019/q4/Q4-2019-Earnings-Presentation.pdf](https://s21.q4cdn.com/447711729/files/doc_financials/2019/q4/Q4-2019-Earnings-Presentation.pdf) (Accessed February 17, 2020).
28. "Merck & Co Announces Fiscal Year 2019 Results" [https://s21.q4cdn.com/488056881/files/doc\\_financials/2019/q4/Supplement-to-Earnings-Release-4QFY19.pdf](https://s21.q4cdn.com/488056881/files/doc_financials/2019/q4/Supplement-to-Earnings-Release-4QFY19.pdf) (Accessed February 6, 2020).
29. "Centene Corp Reports Full Year 2019" <https://investors.centene.com/news-releases/news-release-details/centene-corporation-reports-2019-results> (Accessed February 6, 2020).
30. "Deere Reports First-Quarter Income" <https://www.deere.com/assets/pdfs/common/our-company/news/deere-1q20-news-release.pdf> (Accessed February 24, 2020).
31. "Emerson Reports First Quarter 2020 Results" <https://www.emerson.com/documents/corporate/2020-q1-release-02042020-en-us-6320430.pdf> (Accessed February 6, 2020).
32. "Eaton Corporation Reports Full-Year Results" <https://www.eaton.com/content/dam/eaton/company/investor-relations/quarterly-earnings/filings/4Q-2019-earnings-complete.pdf> (Accessed February 6, 2020).
33. "L3Harris Reports Full Year 2019" <https://bit.ly/2leWsXb> (Accessed February 6, 2020).
34. "Waste Management Announces Full-Year 2019 Earnings" <http://investors.wm.com/news-releases/news-release-details/waste-management-announces-fourth-quarter-and-full-year-2019> (Accessed February 17, 2020).
35. "Applied Materials Reports First Quarter 2020 Results" <https://ir.appliedmaterials.com/static-files/68219433-ba22-41db-a3e8-1adb9c6d078> (Accessed February 17, 2020).
36. "Cisco Reports Second Quarter Earnings" <https://investor.cisco.com/news/news-details/2020/Cisco-Reports-Second-Quarter-Earnings/default.aspx> (Accessed February 17, 2020).
37. "Cognizant Technology Solutions Reports Full-Year Results" [https://s24.q4cdn.com/123993165/files/doc\\_financials/2019/q4/Q4-'19-Earnings-Press-Release\\_vFinal.pdf](https://s24.q4cdn.com/123993165/files/doc_financials/2019/q4/Q4-'19-Earnings-Press-Release_vFinal.pdf) (Accessed February 17, 2020).
38. "FIS Reports Full-Year 2019 Results" <https://www.investor.fisglobal.com/news-releases/news-release-details/fis-reports-fourth-quarter-and-full-year-2019-results> (Accessed February 17, 2020).
39. "Global Payments Reports Full Year 2019 Results" <https://investors.globalpaymentsinc.com/news-releases/news-release-details/global-payments-reports-fourth-quarter-and-full-year-2019> (Accessed February 17, 2020).
40. "Qualcomm Inc Reports First Quarter 2020 Financial Results" <https://investor.qualcomm.com/sec-filings/all-sec-filings/content/0001728949-20-000011/0001728949-20-000011.pdf> (Accessed February 7, 2020).
41. "Analog Devices Reports First Quarter Fiscal 2020 Results" <https://investor.analog.com/news-releases/news-release-details/analog-devices-reports-first-quarter-fiscal-2020-results> (Accessed February 19, 2020).
42. "Ecolab Reports Full Year 2019 Results" <https://bit.ly/3athttv> (Accessed February 19, 2020).
43. "Newmont Announces Full Year 2019 Results" <https://www.newmont.com/newsroom/news-details/?newsId=c3cc8f6e-c317-44c2-9760-78705635006f> (Accessed February 24, 2020).

## Quick Links (cont'd)

44. "Linde Reports Full-Year 2019 Results" <https://bit.ly/2VDWsYF> (Accessed February 17, 2020).
45. "American Electric Power Company Reports Full Year 2019" <https://www.aep.com/newsroom/resources/earnings/2020-01/4thqtr19earnings.pdf> (Accessed February 20, 2020).
46. "Exelon Corp Reports Full Year 2019" <https://otp.tools.investis.com/clients/us/exelon1/SEC/sec-show.aspx?Type=html&FilingId=13904927&CIK=0001109357&Index=10000> (Accessed February 17, 2020).
47. "Dominion Energy Announces Full-Year 2019 Earnings" <https://news.dominionenergy.com/2020-02-11-Dominion-Energy-Announces-Fourth-Quarter-and-Full-Year-2019-Earnings> (Accessed February 17, 2020).
48. "Duke Energy Reports Full-Year 2019 Financial Results" [https://www.duke-energy.com/\\_/media/pdfs/our-company/investors/news-and-events/2019/4qresults/4th-qtr-19-earnings.pdf?la=en](https://www.duke-energy.com/_/media/pdfs/our-company/investors/news-and-events/2019/4qresults/4th-qtr-19-earnings.pdf?la=en) (Accessed February 17, 2020).
49. "Southern Company reports full-year 2019 earnings" <https://bit.ly/32P0NK7> (Accessed February 20, 2020).