

SN1000G Report

Monthly Report on the Large/Mid-Cap US Growth

February 2020

Index Fundamentals

TTM Div. Yield <u>RLG 1000</u> <u>SN1000G</u> 1.21 1.15	Forward Div. Yield <u>RLG 1000</u> <u>SN1000G</u> 1.26 1.20	Forecast <u>RLG 1000</u> <u>SN1000G</u> +4.15 +4.28
---	---	---

Source: Bloomberg

Index Performance

Total Return Price Appreciation	
1 Month	-7.02%
YTD	-5.12%
1 Year	12.90%
3 Year	51.49%
5 Year	71.89%
Inception	340.96%

Compound Annual Growth Rate	
1 Year	12.90%
3 Year	14.85%
5 Year	11.44%
Since Inception	10.61%

*Returns under 1 year are not annualized




Source: S-Network as of 2/29/2020

SN1000G Sector Performance (1/31/20 – 2/29/20)	
Communication Services	-5.38%
Consumer Discretionary	-6.41%
Consumer Staples	-7.82%
Energy	-14.61%
Financials	-9.76%
Health Care	-5.84%
Industrials	-9.68%
Information Technology	-7.07%
Materials	-8.63%
Real Estate	-9.66%
Utilities	-8.90%


Leading Movers				
Company Name	Ticker	Opening	Closing	Change
ZOOM VIDEO COMMUNICATIONS	ZM US	76.30	105.00	37.61%
REGENERON PHARMACEUTICALS INC	REGN US	337.94	444.57	31.55%
SLACK TECHNOLOGIES INC	WORK US	20.73	27.02	30.34%
SOLAREDEGE TECHNOLOGIES INC	SEDG US	97.86	124.72	27.45%
MODERNA INC	MRNA US	20.51	25.93	26.43%

Lagging Movers				
Company Name	Ticker	Opening	Closing	Change
SMILEDIRECTCLUB INC	SDC US	13.39	7.48	-44.14%
SABRE CORP	SABR US	21.54	13.62	-36.79%
AARON'S INC	AAN US	59.36	39.33	-33.74%
WAYFAIR INC	W US	93.70	63.21	-32.54%
ROYAL CARIBBEAN CRUISES LTD	RCL US	117.08	80.41	-31.32%





Communication Services:

-  Activision Blizzard Inc's revenues decreased -13.5% for the year ended December 2019 to \$6.49 billion from \$7.50 billion a year earlier, while net income fell -18.9% to \$1.50 billion from \$1.85 billion. [Quick Link 1](#)
-  Walt Disney Co's revenues increased +36.3% for the quarter ended December 2019 to \$20.86 billion from \$15.30 billion a year earlier, while net income fell -24.4% to \$2.11 billion from \$2.79 billion. [Quick Link 2](#)
-  Alphabet Inc's revenues increased +18.3% for the year ended December 2019 to \$161.86 billion from \$136.82 billion a year earlier, while net income rose +11.7% to \$34.34 billion from \$30.74 billion. [Quick Link 3](#)


Consumer Discretionary:

-  Yum! Brands Inc's revenues decreased -1.6% for the year ended December 2019 to \$5.60 billion from \$5.69 billion a year earlier, while net income fell -16.2% to \$1.29 billion from \$1.54 billion. [Quick Link 4](#)






Consumer Staples:

-  Sysco Corp's net sales increased +1.8% for the quarter ended December 2019 to \$15.03 billion from \$14.77 billion a year earlier, while net earnings rose +43.4% to \$383.4 million from \$267.4 million. [Quick Link 5](#)
-  Wal-Mart Stores Inc's revenues increased +1.9% for the year ended January 2019 to \$523.96 billion from \$514.41 billion a year earlier, while net income rose +123.1% to \$14.88 billion from \$6.67 billion. [Quick Link 6](#)
-  Philip Morris International Inc's revenues increased +6.4% for the year ended December 2019 to \$30.74 billion from \$28.88 billion a year earlier, while net income rose +11.2% to \$12.05 billion from \$10.84 billion. [Quick Link 7](#)
-  PepsiCo Inc's revenues increased +3.9% for the year ended December 2019 to \$67.16 billion from \$64.66 billion a year earlier, while net income fell -41.6% to \$7.31 billion from \$12.52 billion. [Quick Link 8](#)






Energy:


-  ConocoPhillips's revenues decreased -5.3% for the year ended December 2019 to \$36.67 billion from \$38.73 billion a year earlier, while net income rose +14.9% to \$7.19 billion from \$6.26 billion. [Quick Link 9](#)

Financials:


-  American International Group Inc reported a net income of \$3.33 billion for the year ended December 2019 compared to a net loss of \$0.01 billion a year earlier, while revenues decreased -0.2% to \$30.56 billion from \$30.61 billion. [Quick Link 10](#)
-  Allstate Corp's revenues increased +12.2% for the year ended December 2019 to \$44.68 billion from \$39.82 billion a year earlier, while net income rose +132.8% to \$4.68 billion from \$2.01 billion. [Quick Link 11](#)
-  CME Group Inc's revenues increased +13.0% for the year ended December 2019 to \$4.87 billion from \$4.31 billion a year earlier, while net income rose +8.2% to \$2.12 billion from \$1.96 billion. [Quick Link 12](#)
-  Moody's Corp's revenues increased +8.8% for the year ended December 2019 to \$4.83 billion from \$4.44 billion a year earlier, while net income rose +8.4% to \$1.42 billion from \$1.31 billion. [Quick Link 13](#)
-  S&P Global Inc's revenues increased +7.0% for the year ended December 2019 to \$6.70 billion from \$6.26 billion a year earlier, while net income rose +8.2% to \$2.12 billion from \$1.96 billion. [Quick Link 14](#)


Health Care:


-  Medtronic Plc's net sales increased +2.3% for the quarter ended January 2019 to \$7.72 billion from \$7.55 billion a year earlier, while net income rose +51.2% to \$1.92 billion from \$1.27 billion. [Quick Link 15](#)
-  Becton Dickinson & Co's revenues increased +1.7% for the quarter ended December 2019 to \$4.23 billion from \$4.16 billion a year earlier, while net income fell -57.3% to \$240.0 million from \$562.0 million. [Quick Link 16](#)
-  Bristol-Myers Squibb Co's revenues increased +15.9% for the year ended December 2019 to \$26.15 billion from \$22.56 billion a year earlier, while net earnings fell -30.1% to \$3.44 billion from \$4.92 billion. [Quick Link 17](#)
-  Zoetis Inc's revenues increased +7.4% for the year ended December 2019 to \$6.26 billion from \$5.83 billion a year earlier, while net income rose +4.9% to \$1.50 billion from \$1.43 billion. [Quick Link 18](#)
-  Centene Corp's revenues increased +24.2% for the year ended December 2019 to \$74.64 billion from \$60.12 billion a year earlier, while net earnings rose +46.7% to \$1.32 billion from \$0.90 billion. [Quick Link 19](#)

 Humana Inc's revenues increased +14.0% for the year ended December 2019 to \$64.89 billion from \$56.91 billion a year earlier, while net income rose +61.3% to \$2.71 billion from \$1.68 billion. [Quick Link 20](#)

Industrials:


 Deere & Co's net sales decreased -4.4% for the quarter ended January 2019 to \$7.63 billion from \$7.98 billion a year earlier, while net income rose +3.8% to \$517.0 million from \$498.0 million. [Quick Link 21](#)


 TransDigm Group Inc's net sales increased +48.5% for the quarter ended December 2019 to \$1.47 billion from \$0.99 billion a year earlier, while net income rose +55.1% to \$304.0 million from \$196.0 million. [Quick Link 22](#)


 Waste Management Inc's revenues increased +3.7% for the year ended December 2019 to \$15.46 billion from \$14.91 billion a year earlier, while net income fell -13.5% to \$1.67 billion from \$1.93 billion. [Quick Link 23](#)

Information Technology:

 Nvidia Corp's revenues decreased -6.8% for the year ended January 2019 to \$10.92 billion from \$11.72 billion a year earlier, while net income fell -32.4% to \$2.80 billion from \$4.14 billion. [Quick Link 24](#)


 Applied Materials Inc's net sales increased +10.9% for the quarter ended January 2019 to \$4.16 billion from \$3.75 billion a year earlier, while net income rose +15.7% to \$892.0 million from \$771.0 million. [Quick Link 25](#)


 Cisco Systems Inc's revenues decreased -3.5% for the quarter ended January 2019 to \$12.01 billion from \$12.45 billion a year earlier, while net income rose +2.1% to \$2.88 billion from \$2.82 billion. [Quick Link 26](#)


 Cognizant Technology Solutions Corp's revenues increased +4.0% for the year ended December 2019 to \$16.78 billion from \$16.13 billion a year earlier, while net income fell -12.4% to \$1.84 billion from \$2.10 billion. [Quick Link 27](#)

 Fidelity National Information Services Inc's revenues increased +22.7% for the year ended December 2019 to \$10.33 billion from \$8.42 billion a year earlier, while net earnings fell -64.8% to \$298.0 million from \$846.0 million. [Quick Link 28](#)

 Fiserv Inc's revenues increased +75.1% for the year ended December 2019 to \$10.19 billion from \$5.82 billion a year earlier, while net income fell -25.2% to \$0.89 billion from \$1.19 billion. [Quick Link 29](#)


 Global Payments Inc's revenues increased +45.7% for the year ended December 2019 to \$4.91 billion from \$3.37 billion a year earlier, while net income fell -4.7% to \$430.6 million from \$452.1 million. [Quick Link 30](#)

 Qualcomm Inc's revenues increased +5.0% for the quarter ended December 2019 to \$5.08 billion from \$4.84 billion a year earlier, while net income fell -13.1% to \$0.93 billion from \$1.07 billion. [Quick Link 31](#)

 Analog Devices Inc's revenues decreased -15.6% for the quarter ended January 2019 to \$1.30 billion from \$1.54 billion a year earlier, while net income fell -40.1% to \$273.0 million from \$456.0 million. [Quick Link 32](#)

Materials:

 Ecolab Inc's revenues increased +1.6% for the year ended December 2019 to \$14.91 billion from \$14.67 billion a year earlier, while net income rose +9.1% to \$1.56 billion from \$1.43 billion. [Quick Link 33](#)

 Newmont Mining Corp's revenues increased +34.3% for the year ended December 2019 to \$9.74 billion from \$7.25 billion a year earlier, while net income rose +726.5% to \$2.81 billion from \$0.34 billion. [Quick Link 34](#)

 Linde plc's net sales increased +90.2% for the year ended December 2019 to \$28.23 billion from \$14.84 billion a year earlier, while net income fell -47.7% to \$2.29 billion from \$4.38 billion. [Quick Link 35](#)

1. "Activision Blizzard Inc Reports Full Year 2019" <https://investor.activision.com/news-releases/news-release-details/activision-blizzard-announces-fourth-quarter-and-2019-financial> (Accessed February 17, 2020).
2. "Walt Disney Reports First Quarter 2020 Financial Results" <https://www.thewaltdisneycompany.com/wp-content/uploads/2020/02/q1-fy20-earnings.pdf> (Accessed February 6, 2020).
3. "Alphabet Announces Fiscal Year 2019 Results" https://abc.xyz/investor/static/pdf/2019Q4_alphabet_earnings_release.pdf?cache=79552b8 (Accessed February 6, 2020).
4. "Yum! Brands Reports Full-Year Results" <http://investors.yum.com/Cache/IRCache/8aea1288-9059-28f3-7e67-ac8cbd235468.PDF?O=PDF&T=&Y=&D=&FID=8aea1288-9059-28f3-7e67-ac8cbd235468&iid=4025819> (Accessed February 17, 2020).
5. "Sysco Reports Second Quarter Fiscal 2020 Results" <http://investors.sysco.com/annual-reports-and-sec-filings/news-releases/2020/02-03-2020-130128001> (Accessed February 6, 2020).
6. "Wal-Mart Stores Inc Announces Financial Results for Fiscal 2020" https://s2.q4cdn.com/056532643/files/doc_financials/2020/q4/Earnings-Release-1.31.2020-Final.pdf (Accessed February 19, 2020).
7. "Philip Morris International Reports Full Year Financial Results for 2019" <https://philipmorrisinternational.gcs-web.com/static-files/bd76222f-df46-4f2c-b74b-1b0f61f58167> (Accessed February 7, 2020).
8. "PepsiCo Reports Full-Year 2019 Results" https://cdn.pepsico.com/docs/album/investors/q4-2019/q4-2019-earnings-release_wbd7hukqd1j919z3.pdf (Accessed February 17, 2020).
9. "ConocoPhillips Reports Full Year 2019 Results" <https://static.conocophillips.com/files/resources/4q19-supplemental-information.pdf> (Accessed February 6, 2020).
10. "American International Reports Full Year 2019" <https://www.aig.com/content/dam/aig/america-canada/us/documents/investor-relations/2020/4q19-financial-supplement-02-12-20.pdf> (Accessed February 17, 2020).
11. "Allstate Corp Reports Full-Year Results" <https://www.allstateinvestors.com/static-files/1fab28b9-e5cd-4642-83aa-17145c1fbaac> (Accessed February 17, 2020).
12. "CME Group Inc. Reports Full-Year 2019 Financial Results" <http://investor.cmegroup.com/news-releases/news-release-details/cme-group-inc-reports-fourth-quarter-and-full-year-2019> (Accessed February 17, 2020).
13. "Moody's Corporation Reports Results for Full Year 2019" <https://bit.ly/2TBa3NV> (Accessed February 17, 2020).
14. "S&P Global Reports Full-Year 2019 Results" <http://investor.spglobal.com/file/Index?KeyFile=402673531> (Accessed February 17, 2020).
15. "Medtronic Reports Third Quarter Financial Results" <https://medtronic.gcs-web.com/static-files/79c80390-a238-4e43-9ea7-41cfaf14422e> (Accessed February 19, 2020).
16. "BD Announces Results For 2020 First Fiscal Quarter" <https://investors.bd.com/news-releases/news-release-details/bd-announces-results-2020-first-fiscal-quarter-lowers-fiscal> (Accessed February 7, 2020).
17. "Bristol-Myers Squibb Reports Full Year Financial Results for 2019" https://s21.q4cdn.com/104148044/files/doc_financials/quarterly_reports/2019/q4/Q42019-Earnings-Release.pdf (Accessed February 7, 2020).
18. "Zoetis Reports Full Year 2019 Results" <https://bit.ly/2lgUZjk> (Accessed February 17, 2020).
19. "Centene Corp Reports Full Year 2019" <https://investors.centene.com/news-releases/news-release-details/centene-corporation-reports-2019-results> (Accessed February 6, 2020).
20. "Humana Reports Full Year 2019 Financial Results" <https://humana.gcs-web.com/static-files/c029cb95-0dd8-4e10-a602-b8c2c36e3b37> (Accessed February 17, 2020).
21. "Deere Reports First-Quarter Income" <https://www.deere.com/assets/pdfs/common/our-company/news/deere-1q20-news-release.pdf> (Accessed February 24, 2020).
22. "TransDigm Group Reports First Quarter 2020 Results" <https://www.transdigm.com/investor-relations/news-releases/> (Accessed February 6, 2020).
23. "Waste Management Announces Full-Year 2019 Earnings" <http://investors.wm.com/news-releases/news-release-details/waste-management-announces-fourth-quarter-and-full-year-2019> (Accessed February 17, 2020).
24. "NVIDIA Announces Financial Results for Fiscal 2020" <https://nvidianews.nvidia.com/news/nvidia-announces-financial-results-for-fourth-quarter-and-fiscal-2020> (Accessed February 17, 2020).
25. "Applied Materials Reports First Quarter 2020 Results" <https://ir.appliedmaterials.com/static-files/68219433-ba22-41db-a3e8-1adb9c6d078> (Accessed February 17, 2020).
26. "Cisco Reports Second Quarter Earnings" <https://investor.cisco.com/news/news-details/2020/Cisco-Reports-Second-Quarter-Earnings/default.aspx> (Accessed February 17, 2020).
27. "Cognizant Technology Solutions Reports Full-Year Results" https://s24.q4cdn.com/123993165/files/doc_financials/2019/q4/Q4-19-Earnings-Press-Release_vFinal.pdf (Accessed February 17, 2020).
28. "FIS Reports Full-Year 2019 Results" <https://www.investor.fisglobal.com/news-releases/news-release-details/fis-reports-fourth-quarter-and-full-year-2019-results> (Accessed February 17, 2020).
29. "Fiserv Reports Full Year 2019 Results" <https://investors.fiserv.com/news-releases/news-release-details/fiserv-reports-fourth-quarter-and-full-year-2019-results> (Accessed February 6, 2020).
30. "Global Payments Reports Full Year 2019 Results" <https://investors.globalpaymentsinc.com/news-releases/news-release-details/global-payments-reports-fourth-quarter-and-full-year-2019> (Accessed February 17, 2020).

Quick Links (cont'd)

31. "Qualcomm Inc Reports First Quarter 2020 Financial Results" <https://investor.qualcomm.com/sec-filings/all-sec-filings/content/0001728949-20-000011/0001728949-20-000011.pdf> (Accessed February 7, 2020).
32. "Analog Devices Reports First Quarter Fiscal 2020 Results" <https://investor.analog.com/news-releases/news-release-details/analog-devices-reports-first-quarter-fiscal-2020-results> (Accessed February 19, 2020).
33. "Ecolab Reports Full Year 2019 Results" <https://bit.ly/3athttv> (Accessed February 19, 2020).
34. "Newmont Announces Full Year 2019 Results" <https://www.newmont.com/newsroom/news-details/?newsId=c3cc8f6e-c317-44c2-9760-78705635006f> (Accessed February 24, 2020).
35. "Linde Reports Full-Year 2019 Results" <https://bit.ly/2VDWsYF> (Accessed February 17, 2020).