

Contact Information

Walter Nasdeo

Director of Research
Ardour Capital Investments
(212) 375-2958
wnasdeo@ardourcapital.com

Joseph LaCorte, CFA

Ardour Global Indexes Inc.
(646) 467-7927
jlaorte@snetworkinc.com

Licensed ETF

VanEck Vectors Low Carbon Energy
ETF
Ticker: SMOG

This is not an offer to purchase or sell shares of the above listed funds. All purchases or sales of shares must be pursuant to a current private offering memorandum for the relevant fund or funds.

Information about the index, including rule book, company description and historic data, can be found at:
www.ardourglobalindexes.com

TICKERS:

Ardour Global Alternative Energy Total Return IndexSM - Composite (USD):
AGIXLTR

Ardour Global Alternative Energy IndexSM - Composite (EUR):
AGIGLE

Ardour Global Alternative Energy Total Return IndexSM - Extra Liquid (USD):
AGIXLTR


Ardour Global Alternative Energy IndexSM - Extra Liquid (EUR):
AGIXLE

December 2019

Inquire about our custom institutional benchmarking services

This material has been prepared and/or issued by Ardour Capital Investments, Inc. and/or one of its consultants or affiliates. This document is for information purposes only and it should not be regarded as an offer to sell or as a solicitation of an offer to buy the securities or other instruments mentioned in it. The information, including any third party information, may not be accurate or complete in its entirety, and it should not be relied upon as such. Ardour Capital and/or its affiliates are not acting in a fiduciary capacity. The products mentioned herein may not be eligible for sale in some states or countries and may not be suitable for all investors. The potential yield created by these products may be adversely affected by exchange rates, interest rates, or other economic and political factors. An investor's return may be less than the principle invested. Ardour Capital Investments, Inc. and/or its affiliates may now, in the past, or in the future make markets, or deal as principle in the securities or derivatives thereof, mentioned in the document. In addition, Ardour Capital Investments, Inc., its shareholders, directors, officers, and/or employees and consultants, may from time to time hold a long or short position in these securities. Ardour Capital may be engaged to perform investment banking, advisory or other services from the company mentioned in this document, and may receive compensation for such services. This document may not be reproduced in any manner without the prior written authorization of Ardour Capital Investments, Inc. Opinions expressed within reflect the opinions of Ardour Capital Investments and the author/analyst and are subject to change without notice. This report is not meant for retail customer distribution. ©2019 Ardour Capital Investments, Inc., 350 5th Avenue, Suite 3018, New York, NY 10118.

"Ardour Global Indexes, Inc." and "Ardour Global Index (Extra Liquid)" are service marks of Ardour Global Indexes Inc. The content of this document is for information purposes only and Ardour Global Indexes, Inc. makes no representation regarding the advisability of investing in any of the securities described or mentioned herein. ©2019 Ardour Global Indexes Inc., 267 5th Avenue, New York 10016.



Q4 2019 Review: AGIXLTR

Index Performance. The Ardour Global Alternative Energy Total Return IndexSM - (Extra Liquid) (TICKER: AGIXLTR) increased +18.55% from 1596.98 to 1893.22 in the quarter ended December 2019. This compares to an increase in the S-Network Global 2500 TR Index (TICKER: SNG2500T) of +9.29% and an increase in the S-Network Developed International 1000 TR Index (TICKER: SND1000T) of +8.59%.

The best performing stocks were Renewable Energy Group Inc (TICKER: REGI US), which rose +79.61%; Tesla, Inc (TICKER: TSLA US), which rose +73.67%; and Cosan Ltd (TICKER: CZZ US), which rose +53.29%. The worst performing stocks were Sunpower Corp (TICKER: SPWR US), which declined -28.9%; Sunrun Inc. (TICKER: RUN US), which declined -17.33%; and Covanta Holding Corp (TICKER: CVA US), which declined -14.17%.

The Ardour Global Alternative Energy Total Return IndexSM - (Extra Liquid) rose +38.40% in the past 12 months. This compares to a +27.96% rise in the S-Network Global 2500 TR Index and +23.60% rise in the S-Network Developed International 1000 TR Index.

Index Description. The Ardour Global Alternative Energy IndexSM - Extra Liquid (TICKER: AGIXL) is a compilation of global alternative energy stocks that are principally engaged in the business of alternative energy. The AGIXL comprises public companies engaged in five primary sectors: a) Enabling Technologies, b) Environmental Technologies, c) Environmental Efficiency, d) Alternative Energy Sources, and e) Distributed Generation. Constituents include the thirty largest and most actively traded stocks in the Ardour Global IndexSM (Composite).

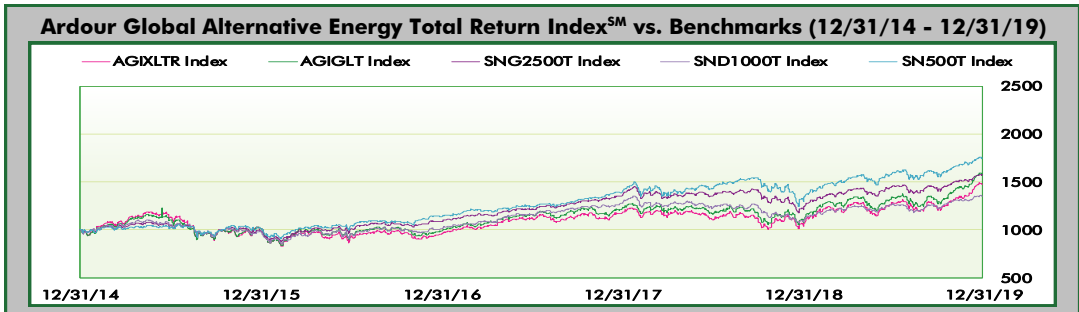
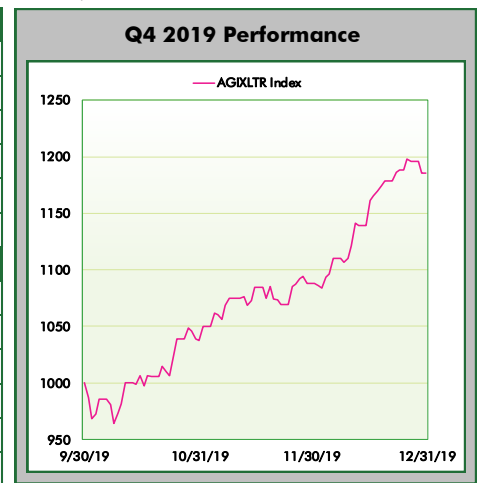
Inclusion Criteria. All companies contained in the AGIXL are categorized as being "principally" engaged in the global alternative energy industry. For the purposes of the AGIXL, a principally engaged company must derive 50% or more of its annual revenues from its participation in the alternative energy sector. AGIXL contains stocks selected from a universe of equity securities traded on recognized stock exchanges in a) the Americas, b) Europe, Middle East & Africa (EMEA), and c) Asia/Pacific, based on a set of objective screening criteria. The selection criteria include requirements for industry participation, primary exchange listing, minimum capitalization, minimum free float, minimum price, and minimum average daily trading volume.

Weighting Methodology. The AGIXL includes a fixed number of 30 stocks. Stocks are capitalization weighted, adjusted for free float. Weights are adjusted so that no stock's weight exceeds 20% and the aggregate weight of stocks exceeding 5% does not exceed 45%.

Rebalancing. A new AGIXL is rebalanced quarterly and company weights are adjusted with each quarterly issuance back to the aforementioned weights. S-Network Global Indexes maintains a qualified reserve list, so that companies may be immediately replaced in the index in the event of an acquisition or de-listing.

Index Data. The AGIXL is calculated daily by Thomson Reuters Indexes. Daily values from January 3, 2000 are available on the Ardour Global Alternative Energy Indexes website and through various data vendors.

Leading Movers				
Company Name	Ticker	Opening	Closing	Change
RENEWABLE ENERGY GROUP INC	REGI US	15.01	26.95	79.61%
TESLA, INC	TSLA US	240.87	418.33	73.67%
COSAN LTD	CZZ US	14.90	22.84	53.29%
JINKOSOLAR HOLDING CO LTD	JKS US	15.95	22.49	41.00%
NIBE INDUSTRIER AB B	NIBEB SS	12.70	17.35	36.61%
Lagging Movers				
Company Name	Ticker	Opening	Closing	Change
SUNPOWER CORP	SPWR US	10.97	7.80	-28.90%
SUNRUN INC.	RUN US	16.71	13.81	-17.33%
COVANTA HOLDING CORP	CVA US	17.29	14.84	-14.17%
VERBUND AG	VER AV	54.73	50.22	-8.24%
CREE INC	CREE US	49.00	46.15	-5.82%



*Note: This chart is a normalized historical graph
Data Source: Bloomberg Data as of December 31, 2019

This chart is for illustrative purposes only. Historical information is not indicative of future results; current data may differ from data quoted. Investors cannot invest directly in index. Index returns do not reflect any management fees or brokerage expenses.

Index Statistical Profile

Capitalization Profile	
Number of Constituents	30
TOTAL MARKET CAPITALIZATION	298.37 Billion USD
LARGEST MARKET CAPITALIZATION	75.40 Billion USD
SMALLEST MARKET CAPITALIZATION	996.22 Million USD
AVERAGE MARKET CAPITALIZATION	9.95 Billion USD
MEDIAN MARKET CAPITALIZATION	4.52 Billion USD

Total Return Appreciation					
	AGIXLTR	AGIGLT	SNG2500T	SND1000T	SN500T
Since Inception	-1.48%	11.81%	214.66%	127.67%	222.88%
10 Year	10.26%	14.64%	153.93%	83.58%	260.14%
5 Year	47.58%	58.22%	57.52%	35.64%	75.14%
3 Year	54.68%	60.95%	45.23%	34.20%	54.64%
1 Year	38.40%	42.48%	27.96%	23.60%	31.88%

Compound Annual Growth Rate (CAGR)					
	AGIXLTR	AGIGLT	SNG2500T	SND1000T	SN500T
Since Inception	-0.07%	0.56%	5.90%	4.20%	6.04%
10 Year	0.98%	1.38%	9.77%	6.26%	13.67%
5 Year	8.10%	9.61%	9.51%	6.29%	11.86%
3 Year	15.65%	17.19%	13.24%	10.30%	15.64%
1 Year	38.40%	42.48%	27.96%	23.60%	31.88%

Annualized Standard Deviation (Monthly)					
	AGIXLTR	AGIGLT	SNG2500T	SND1000T	SN500T
Since Inception	32.37%	31.43%	15.35%	16.23%	14.53%
10 Year	21.74%	21.09%	13.33%	14.36%	12.52%
5 Year	17.36%	16.74%	11.95%	12.19%	12.15%
3 Year	17.02%	16.63%	11.64%	11.16%	12.31%
1 Year	21.80%	21.34%	12.94%	11.87%	13.19%

Sharpe Ratio					
	AGIXLTR	AGIGLT	SNG2500T	SND1000T	SN500T
Since Inception	0.1143	0.1275	0.3427	0.2328	0.3622
10 Year	0.1281	0.1437	0.7246	0.4552	1.0443
5 Year	0.4725	0.5677	0.7314	0.4722	0.8974
3 Year	0.8432	0.9397	0.9865	0.7863	1.1115
1 Year	1.5141	1.6828	1.8204	1.6765	2.0220

Top Ten Constituents			
Company	Ticker	Country	Weight
TESLA, INC	TSLA US	United States	9.48%
MICROCHIP TECHNOLOGY INC	MCHP US	United States	8.28%
AMETEK INC	AME US	United States	8.19%
EATON CORP PLC	ETN US	United States	8.18%
VESTAS WIND SYSTEMS AS	VWS DC	Denmark	8.12%
UNIVERSAL DISPLAY CORP	OLED US	United States	5.10%
NIBE INDUSTRIER AB B	NIBEB SS	Sweden	4.37%
ACUITY BRANDS INC	AYI US	United States	4.31%
CREE INC	CREE US	United States	4.17%
FIRST SOLAR INC	FSLR US	United States	3.61%

Beta Matrix** (5 Year/Monthly)					
	AGIXLTR	AGIGLT	SNG2500T	SND1000T	SN500T
AGIXLTR	1.0000	0.9545	0.5781	0.5795	0.5451
AGIGLT	1.0269	1.0000	0.6068	0.6048	0.5745
SNG2500T	1.2208	1.1909	1.0000	0.9733	0.9823
SND1000T	1.1746	1.1393	0.9342	1.0000	0.8479
SN500T	1.1132	1.0904	0.9500	0.8544	1.0000

Correlation Matrix** (5 Year/Monthly)					
	AGIXLTR	AGIGLT	SNG2500T	SND1000T	SN500T
AGIXLTR	1.0000				
AGIGLT	0.9900	1.0000			
SNG2500T	0.8401	0.8501	1.0000		
SND1000T	0.8250	0.8301	0.9535	1.0000	
SN500T	0.7790	0.7915	0.9660	0.8511	1.0000

R-Square Matrix** (5 Year/Monthly)					
	AGIXLTR	AGIGLT	SNG2500T	SND1000T	SN500T
AGIXLTR	1.0000				
AGIGLT	0.9802	1.0000			
SNG2500T	0.7058	0.7226	1.0000		
SND1000T	0.6807	0.6890	0.9092	1.0000	
SN500T	0.6068	0.6264	0.9332	0.7244	1.0000

*All data as of December 31, 2019

**Dependent variable shown in Column Headers, Independent shown in Row Headers

Index Composition

