

SNX1000 Report

Monthly Report on the Emerging Markets 1000

November 2020

Index Fundamentals

TTM Div. Yield <u>MXEF</u> <u>SNX1000</u> 2.12 1.60		Forward Div. Yield <u>MXEF</u> <u>SNX1000</u> 2.13 1.56		Forecast <u>MXEF</u> <u>SNX1000</u> +0.47% -2.50%	
---	--	---	--	---	--

Source: Bloomberg

Index Performance

Total Return Price Appreciation	
1 Month	7.25%
YTD	18.24%
1 Year	26.63%
3 Year	24.23%
5 Year	61.95%
Inception	332.95%

Compound Annual Growth Rate	
1 Year	26.63%
3 Year	7.50%
5 Year	10.12%
Since Inception	7.25%

*Returns under 1 year are not annualized











Source: S-Network as of 11/30/2020

SNX1000 Sector Performance (10/31/20 – 11/30/20)	
Communication Services	0.60%
Consumer Discretionary	3.41%
Consumer Staples	6.00%
Energy	13.55%
Financials	16.15%
Health Care	-4.88%
Industrials	9.42%
Information Technology	5.87%
Materials	16.57%
Real Estate	10.65%
Utilities	12.42%










Leading Movers				
Company Name	Ticker	Opening	Closing	Change
ASSET WORLD CORP PUBLIC CO LTD	AWC-R TB	0.09	0.16	70.21%
NUVEEN MUNI OPP FUND INC	NIO US	30.58	50.53	65.24%
GOL LINHAS AEREAS INTELIGENTES	GOLL4 BZ	2.72	4.37	60.66%
ING BANK SLASKI SA	ING PW	25.88	41.09	58.77%
BAJAJ FINSERV LTD	BJFIN IN	75.21	118.27	57.25%

Lagging Movers				
Company Name	Ticker	Opening	Closing	Change
HANGZHOU ONECHANCE TECH	300792 CH	25.13	17.17	-31.68%
MEINIAN ONEHEALTH HEALTHCARE	002044 CH	2.54	1.92	-24.41%
INNER MONGOLIA JUNZHENG	601216 CH	1.05	0.80	-23.81%
SHENZHEN KANGTAI BIOLOGICA	300601 CH	27.06	20.70	-23.50%
GUANGXI FUTURE TECHNOLOGY	600556 CH	2.64	2.06	-21.97%




Communication Services:

-  Tencent Holdings's revenues increased +29.0% for the quarter ended September 2020 to RMB125.45 billion from RMB97.24 billion a year earlier, while net profit rose +89.1% to RMB38.54 billion from RMB20.38 billion. [Quick Link 1](#)
-  Netease's revenues increased +27.5% for the quarter ended September 2020 to RMB18.66 billion from RMB14.64 billion a year earlier, while net income fell -76.4% to RMB3.00 billion from RMB12.73 billion. [Quick Link 2](#)
-  Baidu Inc reported a net income of RMB13.68 billion for the quarter ended September 2020 compared to a net loss of RMB6.37 billion a year earlier, while revenues increased +0.5% to RMB28.23 billion from RMB28.08 billion. [Quick Link 3](#)
-  Autohome Inc's revenues increased +6.9% for the quarter ended September 2020 to RMB2.32 billion from RMB2.17 billion a year earlier, while net income rose +31.5% to RMB846.7 million from RMB643.7 million. [Quick Link 4](#)
-  Tencent Music Entertainment Group Ad's revenues increased +25.4% for the quarter ended September 2020 to RMB2.32 billion from RMB1.85 billion a year earlier, while net profit rose +9.7% to RMB1.13 billion from RMB1.03 billion. [Quick Link 5](#)
-  Bilibili Inc reported a net loss of RMB1.08 billion for the quarter ended September 2020 compared to a net loss of RMB0.41 billion a year earlier, while revenues increased +73.7% to RMB3.23 billion from RMB1.86 billion. [Quick Link 6](#)
-  iQIYI Inc reported a net loss of RMB1.17 billion for the quarter ended September 2020 compared to a net loss of RMB3.69 billion a year earlier, while revenues decreased -2.8% to RMB7.19 billion from RMB7.40 billion. [Quick Link 7](#)
-  Advanced Info Service Pcl's revenues decreased -6.7% for the quarter ended September 2020 to THB41.72 billion from THB44.73 billion a year earlier, while net profit fell -26.0% to THB6.51 billion from THB8.80 billion. [Quick Link 8](#)
-  Cd Projekt Red Sa's revenues increased +12.5% for the quarter ended September 2020 to PLN104.5 million from PLN92.9 million a year earlier, while net profit rose +56.9% to PLN23.38 billion from PLN14.90 billion. [Quick Link 9](#)
-  YY Incdr's revenues increased +36.1% for the quarter ended September 2020 to RMB6.29 billion from RMB4.62 billion a year earlier, while net income rose +146.2% to RMB2.29 billion from RMB0.93 billion. [Quick Link 10](#)



Consumer Discretionary:

-  Alibaba Group Holding Ltd's revenues increased +30.3% for the quarter ended September 2020 to RMB155.06 billion from RMB119.02 billion a year earlier, while net profit fell -60.2% to RMB28.88 billion from RMB72.59 billion. [Quick Link 11](#)
-  JD.Com's revenues increased +29.2% for the quarter ended September 2020 to RMB174.21 billion from RMB134.84 billion a year earlier, while net income rose sharply to RMB7.56 billion from RMB0.61 billion. [Quick Link 12](#)
-  Naspers Ltd's revenues increased +44.5% for the half year ended September 2020 to \$2.50 billion from \$1.73 billion a year earlier, while net profit fell -5.3% to \$2.14 billion from \$2.26 billion. [Quick Link 13](#)
-  Pinduoduo, Inc. reported a net loss of RMB0.78 billion for the quarter ended September 2020 compared to a net loss of RMB2.33 billion a year earlier, while revenues increased +89.2% to RMB14.21 billion from RMB7.51 billion. [Quick Link 14](#)
-  Mercadolibre Inc reported a net income of \$15.0 million for the quarter ended September 2020 compared to a net loss of \$146.1 million a year earlier, while revenues increased +86.7% to \$1.12 billion from \$0.60 billion. [Quick Link 15](#)
-  Vipshop Holdings Ltd's revenues increased +19.9% for the quarter ended September 2020 to RMB22.16 billion from RMB18.48 billion a year earlier, while net income rose +40.9% to RMB1.24 billion from RMB0.88 billion. [Quick Link 16](#)
-  Magazine Luiza Sa's revenues increased +72.5% for the quarter ended September 2020 to BRL10.35 billion from BRL6.00 billion a year earlier, while net income fell -12.4% to BRL206.0 million from BRL235.1 million. [Quick Link 17](#)
-  GSX Techedu Inc reported a net loss of RMB932.5 million for the quarter ended Sept 2020 compared to a net income of RMB1.9 million a year earlier, while revenues increased +251.8% to RMB1.97 billion from RMB0.56 billion. [Quick Link 18](#)
-  Mahindra & Mahindra Ltd's revenues increased +4.6% for the quarter ended September 2020 to INR30.71 billion from INR29.36 billion a year earlier, while net profit rose +23.2% to INR3.29 billion from INR2.67 billion. [Quick Link 19](#)











Consumer Staples:

-  CP All Pcl's revenues decreased -3.8% for the quarter ended September 2020 to THB135.50 billion from THB140.90 billion a year earlier, while net profit fell -28.7% to THB4.00 billion from THB5.61 billion. [Quick Link 20](#)
-  Natura & Co Holding Sa's revenues increased +200.3% for the quarter ended September 2020 to BRL10.42 billion from BRL3.47 billion a year earlier, while net income rose +498.3% to BRL381.7 million from BRL63.8 million. [Quick Link 21](#)
-  Charoen Pokphand Foods Pcl's revenues increased +16.0% for the quarter ended September 2020 to THB158.99 billion from THB137.10 billion a year earlier, while net profit rose +23.3% to THB7.47 billion from THB6.06 billion. [Quick Link 22](#)








Energy:

-  Gazprom OAO reported a net loss of RUB247.67 billion for the quarter ended September 2020 compared to a net profit of RUB228.30 billion a year earlier, while net sales decreased -13.6% to RUB1.40 trillion from RUB1.62 trillion. [Quick Link 23](#)
-  NK Lukoil OAO reported a net profit of RUB50.40 billion for the quarter ended September 2020 compared to a net loss of RUB18.70 billion a year earlier, while net sales increased +47.5% to RUB1.46 trillion from RUB0.99 trillion. [Quick Link 24](#)



Financials:



-  Housing Development Finance Corp's revenues increased +3.8% for the quarter ended September 2020 to INR340.82 billion from INR328.23 billion a year earlier, while net profit fell -55.7% to INR45.99 billion from INR103.88 billion. [Quick Link 25](#)
-  Itau Unibanco Holding Sa's revenues decreased -3.0% for the quarter ended September 2020 to BRL25.82 billion from BRL26.63 billion a year earlier, while net income fell -8.5% to BRL4.73 billion from BRL5.17 billion. [Quick Link 26](#)
-  Public Bank Bhd's revenues decreased -8.6% for the quarter ended September 2020 to RMB5.13 billion from RMB5.61 billion a year earlier, while net profit rose +2.2% to RMB1.39 billion from RMB1.36 billion. [Quick Link 27](#)
-  Banco Do Brasil Sa's revenues decreased -29.6% for the quarter ended September 2020 to BRL26.62 billion from BRL37.80 billion a year earlier, while net profit fell -27.7% to BRL3.08 billion from BRL4.26 billion. [Quick Link 28](#)
-  State Bank Of India's revenues increased +3.9% for the quarter ended September 2020 to INR668.14 billion from INR643.12 billion a year earlier, while net profit rose +51.9% to INR45.74 billion from INR30.12 billion. [Quick Link 29](#)
-  Credicorp Limited's revenues decreased -5.3% for the quarter ended September 2020 to \$2.16 billion from \$2.28 billion a year earlier, while net profit fell -90.8% to \$0.10 billion from \$1.09 billion. [Quick Link 30](#)
-  Itausa Investimentos Itau sa's revenues increased +35.9% for the quarter ended September 2020 to BRL1.78 billion from BRL1.31 billion a year earlier, while net profit fell -8.2% to BRL1.78 billion from BRL1.94 billion. [Quick Link 31](#)
-  Malayan Banking Bhd's revenues decreased -8.1% for the nine months ended September 2020 to IDR7.34 trillion from IDR7.99 trillion a year earlier, while net profit fell -0.9% to IDR1.10 trillion from IDR1.11 trillion. [Quick Link 32](#)
-  CIMB Group Holdings Bhd's revenues decreased -15.6% for the quarter ended September 2020 to RMB4.12 billion from RMB4.88 billion a year earlier, while net profit fell -81.2% to RMB0.19 billion from RMB1.01 billion. [Quick Link 33](#)
-  PKO Bank Polski Sa's revenues increased +0.4% for the nine months ended September 2020 to PLN7.68 billion from PLN7.65 billion a year earlier, while net profit fell -39.0% to PLN2.02 billion from PLN3.31 billion. [Quick Link 34](#)

Health Care:







-  BeiGene Ltd reported a net loss of \$425.2 million for the quarter ended September 2020 compared to a net loss of \$307.4 million a year earlier, while revenues increased +81.7% to \$91.1 million from \$50.1 million. [Quick Link 35](#)
-  Sino Biopharmaceutical Ltd's revenues decreased -6.2% for the nine months ended September 2020 to RMB18.13 billion from RMB19.32 billion a year earlier, while net profit fell -18.1% to RMB1.85 billion from RMB2.26 billion. [Quick Link 36](#)
-  CSPC Pharmaceutical Group Ltd's revenues increased +14.7% for the nine months ended September 2020 to RMB19.23 billion from RMB16.76 billion a year earlier, while net profit rose +25.3% to RMB3.52 billion from RMB2.81 billion. [Quick Link 37](#)
-  Sun Pharmaceutical Industries Ltd's revenues increased +5.3% for the quarter ended September 2020 to INR85.53 billion from INR81.23 billion a year earlier, while net profit rose +67.0% to INR19.42 billion from INR11.63 billion. [Quick Link 38](#)
-  Bangkok Dusit Medical Services PCL's revenues decreased -22.4% for the quarter ended September 2020 to THB16.99 billion from THB21.89 billion a year earlier, while net profit fell -37.7% to THB1.80 billion from THB2.89 billion. [Quick Link 39](#)
-  Divi'S Laboratories Ltd's revenues increased +18.1% for the quarter ended September 2020 to INR17.62 billion from INR14.92 billion a year earlier, while net profit rose +45.7% to INR5.20 billion from INR3.57 billion. [Quick Link 40](#)
-  Cipla Ltd's revenues increased +14.6% for the quarter ended September 2020 to INR503.8 million from INR439.6 million a year earlier, while net profit rose +41.2% to INR66.5 million from INR47.1 million. [Quick Link 41](#)

Industrials:




-  ZTO Express Cayman Incdr's revenues increased +26.0% for the quarter ended September 2020 to RMB6.64 billion from RMB5.27 billion a year earlier, while net income fell -8.4% to RMB1.20 billion from RMB1.31 billion. [Quick Link 42](#)
-  SM Investments Corp's revenues decreased -13.6% for the quarter ended September 2020 to PHP101.14 billion from PHP117.01 billion a year earlier, while net income fell -18.9% to PHP8.13 billion from PHP10.02 billion. [Quick Link 43](#)

-  Airports Of Thailand Pcl's revenues decreased -50.3% for the year ended September 2020 to THB31.18 billion from THB62.78 billion a year earlier, while net profit fell -82.7% to THB4.32 billion from THB25.03 billion. [Quick Link 44](#)
-  Rumo Sa's revenues decreased -0.5% for the quarter ended September 2020 to BRL2.05 billion from BRL2.06 billion a year earlier, while net profit fell -53.7% to BRL171.0 million from BRL369.0 million. [Quick Link 45](#)



Information Technology:

-  Xiaomi Corp.'s revenues increased +34.5% for the quarter ended September 2020 to RMB72.16 billion from RMB53.66 billion a year earlier, while net profit rose +92.9% to RMB4.88 billion from RMB2.53 billion. [Quick Link 46](#)
-  Semiconductor Manufacturing International Corp's revenues increased +31.7% for the quarter ended September 2020 to \$1.08 billion from \$0.82 billion a year earlier, while net profit rose +211.4% to \$263.5 million from \$84.6 million. [Quick Link 47](#)
-  GDS Holdings Ltd reported a net loss of RMB223.8 million for the quarter ended September 2020 compared to a net loss of RMB122.0 million a year earlier, while revenues increased +42.1% to RMB1.52 billion from RMB1.07 billion. [Quick Link 48](#)
-  Pageseguro Digital Ltd's revenues increased +21.9% for the quarter ended September 2020 to BRL1.78 billion from BRL1.46 billion a year earlier, while net income fell -23.1% to BRL263.4 million from BRL342.6 million. [Quick Link 49](#)
-  Kingsoft Corp Ltd's revenues increased +33.3% for the quarter ended September 2020 to RMB1.40 billion from RMB1.05 billion a year earlier, while net profit rose sharply to RMB666.9 million from RMB36.1 million. [Quick Link 50](#)
-  Lenovo Group Ltd.'s revenues increased +7.4% for the quarter ended September 2020 to \$14.52 billion from \$13.52 billion a year earlier, while net profit rose +53.5% to \$310.0 million from \$202.0 million. [Quick Link 51](#)





Materials:

-  Sociedad Quimica Y Minera de Chile SA's revenues decreased -4.3% for the quarter ended September 2020 to \$452.9 million from \$473.1 million a year earlier, while net income fell -97.2% to \$1.7 million from \$60.5 million. [Quick Link 52](#)
-  KGHM Polska Miedz SA's revenues decreased -0.2% for the quarter ended September 2020 to PLN5.63 billion from PLN5.64 billion a year earlier, while net profit fell -32.1% to PLN472.0 million from PLN695.0 million. [Quick Link 53](#)
-  Grasim Industries Ltd's revenues decreased -0.1% for the quarter ended September 2020 to INR186.01 billion from INR186.16 billion a year earlier, while net profit fell -7.8% to INR9.24 billion from INR10.02 billion. [Quick Link 54](#)

Real Estate:

-  Sm Prime Holdings Inc's revenues decreased -58.4% for the quarter ended September 2020 to PHP6.23 billion from PHP14.97 billion a year earlier, while net income fell -52.5% to PHP3.94 billion from PHP8.30 billion. [Quick Link 55](#)
-  Ayala Land Inc's revenues decreased -48.0% for the nine months ended September 2020 to PHP63.32 billion from PHP121.66 billion a year earlier, while net income fell -72.6% to PHP6.37 billion from PHP23.21 billion. [Quick Link 56](#)

Utilities:

-  China Gas Holdings Ltd's revenues decreased -2.8% for the half year ended September 2020 to HKD27.16 billion from HKD27.93 billion a year earlier, while net profit rose +3.9% to HKD5.64 billion from HKD5.43 billion. [Quick Link 57](#)
-  Tenaga Nasional Bhd's revenues decreased -13.2% for the quarter ended September 2020 to MYR33.65 billion from MYR38.76 billion a year earlier, while net profit fell -38.7% to MYR2.38 billion from MYR3.88 billion. [Quick Link 58](#)
-  Ntpc Ltd's revenues increased +10.0% for the quarter ended September 2020 to INR260.23 billion from INR236.58 billion a year earlier, while net profit rose +7.4% to INR35.04 billion from INR32.62 billion. [Quick Link 59](#)
-  Gulf Energy Development Pcl's revenues decreased -5.5% for the quarter ended September 2020 to THB7.88 billion from THB8.34 billion a year earlier, while net profit fell -23.2% to THB1.26 billion from THB1.64 billion. [Quick Link 60](#)

1. "Tencent Holdings Reports Third Quarter 2020 Results" <https://static.www.tencent.com/uploads/2020/11/12/4c2090d5f6f00fd90ddc9bbd9a1415d1.pdf> (Accessed November 25,2020).
2. "Netease Reports Third Quarter 2020 Results" <http://ir.netease.com/news-releases/news-release-details/netease-announces-third-quarter-2020-unaudited-financial-results> (Accessed November 25,2020).
3. "Baidu Inc Reports Third Quarter 2020 Results" <https://ir.baidu.com/news-releases/news-release-details/baidu-announces-third-quarter-2020-results> (Accessed November 25,2020).
4. "Autohome Inc. Announces Third Quarter 2020 Results" <http://ir.autohome.com.cn/news-releases/news-release-details/autohome-inc-announces-unaudited-third-quarter-ended-september-2> (Accessed November 30,2020).
5. "Tencent Music Entertainment Group Adr Reports Third Quarter 2020 Results" <https://ir.tencentmusic.com/2020-11-10-Tencent-Music-Entertainment-Group-Announces-Third-Quarter-2020-Unaudited-Financial-Results?printable=1> (Accessed November 25,2020).
6. "Bilibili Inc Reports Third Quarter 2020 Results" <https://ir.bilibili.com/news-releases/news-release-details/bilibili-inc-announces-third-quarter-2020-financial-results> (Accessed November 25,2020).
7. "iQIYI Announces Third Quarter 2020 Result" <https://ir.iqiyi.com/static-files/dd084613-3629-47b7-bf0e-258aa84fbf59> (Accessed November 30,2020).
8. "Advanced Info Service Pcl Reports Third Quarter 2020 Results" <https://investor.ais.co.th/misc/fs/2020/20201105-advanc-fs-3q2020-en.pdf> (Accessed November 30,2020).
9. "Cd Projekt Red Sa Reports Third Quarter 2020 Results" <https://www.cdprojekt.com/en/wp-content/uploads-en/2020/11/consolidated-financial-statement-of-cd-projekt-group-for-q3-2020.pdf> (Accessed November 30,2020).
10. "YY Incdr Reports Third Quarter 2020 Results" <https://ir.yy.com/node/8971/pdf> (Accessed November 30,2020).
11. "Alibaba Group Holding Ltd Reports Third Quarter 2020 Results" https://alibabagroup.com/en/news/press_pdf/p201105.pdf (Accessed November 25,2020).
12. "JD.Com Reports Third Quarter 2020 Results" <https://ir.jd.com/node/9106/pdf> (Accessed November 25,2020).
13. "Naspers Ltd Reports Third Quarter 2020 Results" <https://www.naspers.com/getattachment/Investors/Overview/1-Naspers-condensed-consolidated-financial-statements,-Sep20.pdf.aspx?lang=en-US> (Accessed November 25,2020).
14. "Pinduoduo, Inc. Reports Third Quarter 2020 Results" <https://investor.pinduoduo.com/static-files/0d0c22e7-188a-4a4f-9692-a1c0c452c474> (Accessed November 25,2020).
15. "Mercadolibre Inc Reports Third Quarter 2020 Results" <http://investor.mercadolibre.com/static-files/c216f5a1-13d5-48b1-8674-54f270b004e3> (Accessed November 25,2020).
16. "Vipshop Holdings Ltd Reports Third Quarter 2020 Results" <https://ir.vip.com/news-releases/news-release-details/vipshop-reports-unaudited-third-quarter-2020-financial-results> (Accessed November 25,2020).
17. "Magazine Luiza Sa Reports Third Quarter 2020 Results" <https://ri.magazineluiza.com.br/Download/3Q20-Earnings-Release?ZkkU8KKVUI0yMrZGmmqLeg==> (Accessed November 25,2020).
18. "GSX Techedu Inc Sponsored Adr Reports Third Quarter 2020 Results" <http://gsx.investorroom.com/2020-11-20-GSX-Announces-Third-Quarter-2020-Unaudited-Financial-Results> (Accessed November 29,2020).
19. "Mahindra & Mahindra Ltd Reports Third Quarter 2020 Results" <https://www.mahindrafinance.com/media/383609/mmfsf-fin-results-sept2020-sebi-lodr-reg33-final-28102020-1.pdf> (Accessed November 30,2020).
20. "CP All Pcl Reports Third Quarter 2020 Results" <https://www.cpall.co.th/wp-content/uploads/2020/11/CP-ALL-FS-Q320-EN.pdf> (Accessed November 29,2020).
21. "Natura & Co Holding Sa Reports Third Quarter 2020 Results" <https://api.mziq.com/mzfilemanager/v2/d/67c3b7d4-64ea-4c2f-b380-6596a2ac2fbf/08e92fac-4291-803c-49ef-144a192f8a9f?origin=2> (Accessed November 30,2020).
22. "Charoen Pokphand Foods Pcl Reports Third Quarter 2020 Results" https://www.cpfworldwide.com/storage/financial_budget/pdf_enFINANCIAL_STATEMENTS_1605256944.XLSX (Accessed November 30,2020).
23. "Gazprom OAO Reports Third Quarter 2020 Results" <https://www.gazprom.com/f/posts/45/961659/gazprom-ifs-3q2020-en.pdf> (Accessed November 30,2020).
24. "NK Lukoil OAO Reports Third Quarter 2020 Results" <https://www.lukoil.com/PressCenter/Pressreleases/Pressrelease?rid=504687> (Accessed November 30,2020).
25. "Housing Development Finance Corp Reports Third Quarter 2020 Results" <https://www.hdfc.com/sites/default/files/2020-11/quarter-ended-consolidated-september-30-2020.pdf> (Accessed November 25,2020).
26. "Itau Unibanco Holding Sa Reports Third Quarter 2020 Results" <https://www.itau.com.br/relacoes-com-investidores/Download.aspx?Arquivo=RW0rEbYnFMP1jrd0OJJ0g=&linguagem=en> (Accessed November 25,2020).
27. "Public Bank Bhd Reports Third Quarter 2020 Results" <https://www.publicbankgroup.com/PDF/Investor-Relations/QF-Results/2020/3rdQ-2020/PBB3Q2020.aspx> (Accessed November 29,2020).
28. "Banco Do Brasil Sa Reports Third Quarter 2020 Results" <https://api.mziq.com/mzfilemanager/v2/d/5760dff3-15e1-4962-9e81-322a0b3d0bbd/7683fc0c-36d9-eb34-595b-3d2eb884b5c8?origin=1> (Accessed November 29,2020).
29. "State Bank Of India Reports Second Quarter 2021 Results" <https://www.sbi.co.in/documents/17836/1275616/041120-SBI+Press+Release+Q2FY21.pdf/877c8b89-f04c-1a97-6b3a-09c0a369b115?t=1604478752894> (Accessed November 29,2020).
30. "Credicorp Limited Reports Third Quarter 2020 Results" <https://credicorp.gcs-web.com/static-files/85e72cf9-fc1a-4a56-9b97-080f821b048e> (Accessed November 29,2020).

31. "Itaosa Investimentos Ita sa Reports Third Quarter 2020 Results" http://www.itausa.com.br/EN/Documentos/8301_Ita%C3%BAsa%20-%20IFS%203Q2020.pdf (Accessed November 29,2020).
32. "Malayan Banking Bhd Reports Nine Months 2020 Results" https://www.maybank.com/iwov-resources/corporate_new/document/my/en/pdf/presentations-and-webcasts/2020/Maybank_9MFY20_Analyst_Presentation.pdf (Accessed November 30,2020).
33. "CIMB Group Holdings Bhd Reports Third Quarter 2020 Results" <https://bit.ly/3g2mkpu> (Accessed November 30,2020).
34. "PKO Bank Polski Sa Reports Third Quarter 2020 Results" https://www.pkobp.pl/media_files/edcf3e4b-07e0-46c2-bb23-1d8b51fab62.pdf (Accessed November 30,2020).
35. "BeiGene Ltd Reports Third Quarter 2020 Results" <https://ir.beigene.com/news-releases/news-release-details/beigene-reports-third-quarter-2020-financial-results?loc=US> (Accessed November 25,2020).
36. "Sino Biopharmaceutical Ltd Reports Results for the First Nine Months of 2020" <http://www.sinobiopharm.com/static/upload/file/20201130/1606725199129612.pdf> (Accessed November 30,2020).
37. "CSPC Pharmaceutical Group Ltd Reports Nine Months 2020 Results" <https://doc.irasia.com/listco/hk/cspc/interim/2020/int3q.pdf> (Accessed November 29,2020).
38. "Sun Pharmaceutical Industries Ltd Reports Third Quarter 2020 Results" <https://www.sunpharma.com/sites/default/files/financialpdfs/Q2FY21%20Financial%20Results.pdf> (Accessed November 30,2020).
39. "Bangkok Dusit Medical Services PCL Reports Third Quarter 2020 Results" <http://bdms.listedcompany.com/misc/FS/3q2020/20201111-bdms-fs-3q2020-en.pdf> (Accessed November 30,2020).
40. "Divi'S Laboratories Ltd Reports Third Quarter 2020 Results" https://www.divislabs.com/wp-content/uploads/2020/11/Q2_results_DivisLabs_07112020.pdf (Accessed November 30,2020).
41. "Cipla Ltd Reports Third Quarter 2020 Results" <https://bit.ly/3lt2rc0> (Accessed November 30,2020).
42. "ZTO Express Cayman Incdr Reports Third Quarter 2020 Results" <https://zto.investorroom.com/2020-11-18-Expanded-Market-Share-to-20-8-Grew-Volume-51-2-to-4-6-Billion-Parcels> (Accessed November 25,2020).
43. "SM Investments Corp Reports Third Quarter 2020 Results" <https://www.sminvestments.com/wp-content/uploads/2020/11/SMIC-Quarterly-Report-Q3-2020-1.pdf> (Accessed November 30,2020).
44. "Airports Of Thailand Pcl Reports Full Year 2020 Results" <http://ir.listedcompany.com/tracker.pl?type=6&id=809434> (Accessed November 30,2020).
45. "Rumo Sa Reports Third Quarter 2020 Results" <https://api.mziq.com/mzfilemanager/v2/d/003f6029-d45a-44ac-9c9e-869fe5df83fc/85c49620-9c0f-f4e5-f3f1-a15d3aa2a566?origin=1> (Accessed November 30,2020).
46. "Xiaomi Corp. Reports Third Quarter 2020 Results" http://i01.appmifile.com/webfile/globalweb/company/ir/announcement_us/RATH_20201124_e.pdf (Accessed November 25,2020).
47. "Semiconductor Manufacturing International Corp Reports Third Quarter 2020 Results" https://smics.com/uploads/2020%20Q3%20Earnings%20Release_ENG_Final.pdf (Accessed November 25,2020).
48. "GDS Holdings Ltd Reports Third Quarter 2020 Results" <https://investors.gds-services.com/news-releases/news-release-details/gds-holdings-limited-reports-third-quarter-2020-results> (Accessed November 25,2020).
49. "Pagseguro Digital Ltd Reports Third Quarter 2020 Results" https://s24.q4cdn.com/840523462/files/doc_financials/2020/q3/2020.11.18_PAGS_3Q20-Earnings-Release.pdf (Accessed November 30,2020).
50. "Kingsoft Corp Ltd Reports Third Quarter 2020 Results" <https://ir.kingsoft.com/static-files/f8a18d7f-b710-42ce-9835-5f2ca7d47f92> (Accessed November 30,2020).
51. "Lenovo Group Ltd. Reports Second Quarter 2020 Results" <https://doc.irasia.com/listco/hk/lenovo/interim/2021/intpress.pdf> (Accessed November 30,2020).
52. "Sociedad Quimica Y Minera de Chile SA Reports Third Quarter 2020 Results" https://s25.q4cdn.com/757756353/files/doc_financials/2020/q3/PR_3Q20_ing_final.pdf (Accessed November 30,2020).
53. "KGHM Polska Miedz SA Reports Third Quarter 2020 Results" https://kg hm.com/sites/kg hm2014/files/document-attachments/consolidated_quarterly_report_kghm_group_qsr_3_2020.pdf (Accessed November 30,2020).
54. "Grasim Industries Ltd Reports Third Quarter 2020 Results" <https://www.grasim.com/Upload/PDF/grasim-Q2FY21-financial-results.pdf> (Accessed November 30,2020).
55. "SM Prime Holdings Inc Reports Third Quarter 2020 Results" https://www.smpriime.com/sites/default/files/investor_relations/17Q_SMPH%20FS_3Q2020.pdf (Accessed November 29,2020).
56. "Ayala Land Inc Reports Nine Months 2020 Results" <https://ir.ayalaland.com.ph/wp-content/uploads/2020/11/ALI-Financial-and-Operating-Results-9M-2020-2020-11-06-Web.pdf> (Accessed November 30,2020).
57. "China Gas Holdings Ltd Reports Half Year 2020 Results" <http://www.chinagasholdings.com.hk/Private/NewsImgs/637420923282325552726716972.pdf> (Accessed November 29,2020).
58. "Tenaga Nasional Bhd Reports Third Quarter 2020 Results" https://www.tnb.com.my/assets/quarterly_results/TNB_Unaudited_Consolidated_Statements_for_9MFY20.pdf (Accessed November 30,2020).
59. "Ntpc Ltd Reports Second Quarter 2021 Results" <https://www.ntpc.co.in/en/investors/financial-results/details/financial-results-q2-fy-2020-21> (Accessed November 30,2020).
60. "Gulf Energy Development Pcl Reports Third Quarter 2020 Results" <http://ir.listedcompany.com/tracker.pl?type=6&id=807827> (Accessed November 30,2020).