

SNX1000 Report

Monthly Report on the Emerging Markets 1000

July 2020

Index Fundamentals

TTM Div. Yield <u>MXEF</u> <u>SNX1000</u> 2.47 1.82		Forward Div. Yield <u>MXEF</u> <u>SNX1000</u> 2.34 1.76		Forecast <u>MXEF</u> <u>SNX1000</u> -5.26% -3.30%	
---	--	---	--	---	--

Source: Bloomberg

Index Performance

Total Return Price Appreciation	
1 Month	10.74%
YTD	6.62%
1 Year	14.56%
3 Year	19.65%
5 Year	33.73%
Inception	290.38%

Compound Annual Growth Rate	
1 Year	14.56%
3 Year	6.16%
5 Year	5.99%
Since Inception	6.84%

*Returns under 1 year are not annualized




Source: S-Network as of 07/31/2020

SNX1000 Sector Performance (06/30/20 – 07/31/20)	
Communication Services	5.17%
Consumer Discretionary	13.43%
Consumer Staples	12.66%
Energy	4.03%
Financials	6.48%
Health Care	15.46%
Industrials	11.90%
Information Technology	12.53%
Materials	16.12%
Real Estate	6.01%
Utilities	3.61%






Leading Movers				
Company Name	Ticker	Opening	Closing	Change
INNER MONGOLIA JUNZHENG ENERGY	601216 CH	0.36	1.07	197.22%
AVIC SHENYANG AIRCRAFT CO	600760 CH	4.64	9.16	97.41%
GUANGZHOU FRIENDSHIP GROUP	000987 CH	1.65	3.25	96.97%
CHONGQING ZHIFEI BIOLOGICAL	300122 CH	14.16	26.65	88.21%
SHANGHAI FOSUN PHARMA GRP CO LTD	600196 CH	4.79	8.92	86.22%

Lagging Movers				
Company Name	Ticker	Opening	Closing	Change
YES BANK LTD	YES IN	0.34	0.16	-52.94%
ARCISOFT CORPORATION LIMITED	688088 CH	12.61	9.99	-20.78%
HANGZHOU IRON & STEEL CO	600126 CH	1.47	1.17	-20.41%
TONGHUA DONGBAO PHARMA	600867 CH	2.46	1.96	-20.33%
BARITO PACIFIC TBK PT	BRPT IJ	0.08	0.07	-19.75%









Communication Services:

-  Bharti Airtel Ltd reported a net loss of INR159.33 billion for the quarter ended June 2020 compared to a net loss of INR28.66 billion a year earlier, while revenues increased +16.1% to INR244.19 billion from INR210.32 billion. [Quick Link 1](#)
-  America Movil Sab De Cv's revenues increased +0.6% for the quarter ended June 2020 to MXN251.58 billion from MXN250.08 billion a year earlier, while net income rose +10.4% to MXN40.91 billion from MXN37.04 billion. [Quick Link 2](#)
-  Yandex Nv reported a net loss of RUB3.31 billion for the quarter ended June 2020 compared to a net profit of RUB3.85 billion a year earlier, while revenues decreased 0.0% to RUB41.40 billion from RUB41.41 billion. [Quick Link 3](#)





Consumer Discretionary:

-  TAL International Group Inc's revenues decreased -5.1% for the quarter ended June 2020 to \$321.4 million from \$338.6 million a year earlier, while net profit fell -28.5% to \$60.1 million from \$84.1 million. [Quick Link 4](#)
-  Yum China Holdings Inc's revenues decreased -10.4% for the quarter ended June 2020 to \$1.90 billion from \$2.12 billion a year earlier, while net income fell -26.5% to \$136.0 million from \$185.0 million. [Quick Link 5](#)
-  Maruti Suzuki India Ltd reported a net loss of INR2.67 billion for the quarter ended June 2020 compared to a net profit of INR13.76 billion a year earlier, while revenues decreased -74.5% to INR52.29 billion from INR204.96 billion. [Quick Link 6](#)
-  Astra International Tbk Pt's revenues decreased -22.7% for the half year ended June 2020 to IDR89.80 trillion from IDR116.18 trillion a year earlier, while net profit rose +6.8% to IDR13.14 trillion from IDR12.30 trillion. [Quick Link 7](#)
-  Bajaj Auto Ltd's revenues decreased -57.8% for the quarter ended June 2020 to INR34.17 billion from INR80.93 billion a year earlier, while net profit fell -60.9% to INR3.96 billion from INR10.12 billion. [Quick Link 8](#)











Consumer Staples:

-  Hindustan Unilever Ltd's revenues increased +3.6% for the quarter ended June 2020 to INR108.85 billion from INR105.09 billion a year earlier, while net profit rose +5.7% to INR18.97 billion from INR17.95 billion. [Quick Link 9](#)
-  ITC Ltd's revenues decreased -13.8% for the quarter ended June 2020 to INR114.04 billion from INR132.28 billion a year earlier, while net profit fell -34.9% to INR25.11 billion from INR38.57 billion. [Quick Link 10](#)
-  FEMSA reported a net loss of MXN10.78 billion for the quarter ended June 2020 compared to a net income of MXN8.51 billion a year earlier, while revenues decreased -10.7% to MXN114.51 billion from MXN128.21 billion. [Quick Link 11](#)
-  Walmart's revenues increased +11.2% for the quarter ended June 2020 to MXN340.36 billion from MXN306.08 billion a year earlier, while net income fell -33.1% to MXN11.66 billion from MXN17.42 billion. [Quick Link 12](#)
-  Ambev Sa's revenues decreased -4.1% for the quarter ended June 2020 to BRL11.62 billion from BRL12.12 billion a year earlier, while net earnings fell -51.2% to BRL1.23 billion from BRL2.52 billion. [Quick Link 13](#)
-  Nestle India Ltd's revenues increased +0.5% for the quarter ended June 2020 to INR30.88 billion from INR30.73 billion a year earlier, while net profit rose +11.2% to INR4.9 million from INR4.4 million. [Quick Link 14](#)
-  Godrej Consumer Products Ltd's revenues decreased -0.9% for the quarter ended June 2020 to INR23.49 billion from INR23.70 billion a year earlier, while net profit fell -3.2% to INR3.95 billion from INR4.08 billion. [Quick Link 15](#)
-  Dabur India Ltd's revenues decreased -12.6% for the quarter ended June 2020 to INR20.52 billion from INR23.47 billion a year earlier, while net profit fell -5.8% to INR3.42 billion from INR3.63 billion. [Quick Link 16](#)


Energy:

-  Reliance Industries Ltd's revenues decreased -42.0% for the quarter ended June 2020 to INR1.01 trillion from INR1.74 trillion a year earlier, while net profit rose +30.6% to INR132.48 billion from INR101.41 billion. [Quick Link 17](#)
-  Gazprom OAO reported a net loss of RUB116.25 billion for the quarter ended March 2020 compared to a net profit of RUB535.91 billion a year earlier, while net sales decreased -24.0% to RUB1.74 trillion from RUB2.29 trillion. [Quick Link 18](#)
-  Novatek OAO's revenues decreased -34.1% for the quarter ended June 2020 to RUB143.94 billion from RUB218.51 billion a year earlier, while net profit fell -39.9% to RUB41.56 billion from RUB69.18 billion. [Quick Link 19](#)
-  Surgutneftegas OAO reported a net profit of RUB436.87 billion for the half year ended June 2020 compared to a net loss of RUB37.93 billion a year earlier, while revenues decreased -38.3% to RUB492.10 billion from RUB798.10 billion. [Quick Link 20](#)
-  Polski Koncern Naftowy's revenues decreased -28.2% for the half year ended June 2020 to PLN39.09 billion from PLN54.48 billion a year earlier, while net profit fell -29.4% to PLN1.73 billion from PLN2.45 billion. [Quick Link 21](#)




Financials:

-  Housing Development Finance Corp's revenues increased +28.9% for the quarter ended June 2020 to INR299.59 billion from INR232.40 billion a year earlier, while net profit rose +16.8% to INR36.14 billion from INR30.94 billion. [Quick Link 22](#)
-  Sberbank Rossii Pao's revenues increased +12.9% for the quarter ended June 2020 to RUB398.50 billion from RUB353.10 billion a year earlier, while net profit fell -33.3% to RUB166.70 billion from RUB250.10 billion. [Quick Link 23](#)
-  Icici Bank Ltd's revenues increased +21.8% for the quarter ended June 2020 to INR260.67 billion from INR214.06 billion a year earlier, while net profit rose +36.2% to INR25.99 billion from INR19.08 billion. [Quick Link 24](#)
-  Bank Central Asia Tbk Pt's revenues increased +5.7% for the quarter ended June 2020 to IDR33.19 trillion from IDR31.39 trillion a year earlier, while net profit fell -4.8% to IDR12.24 trillion from IDR12.86 trillion. [Quick Link 25](#)
-  Axis Bank Ltd's revenues increased +19.5% for the quarter ended June 2020 to INR69.85 billion from INR58.44 billion a year earlier, while net profit fell -18.8% to INR11.12 billion from INR13.70 billion. [Quick Link 26](#)
-  Kasikornbank Pcl's revenues decreased -3.5% for the quarter ended June 2020 to THB27.09 billion from THB28.08 billion a year earlier, while net profit fell -70.7% to THB2.16 billion from THB7.37 billion. [Quick Link 27](#)
-  Bank Mandiri Persero Tbk Pt's revenues increased +6.7% for the quarter ended June 2020 to IDR12.98 trillion from IDR12.17 trillion a year earlier, while net profit rose +11.6% to IDR7.90 trillion from IDR7.08 trillion. [Quick Link 28](#)
-  Commercial International Bank Egypt SAE's revenues increased +23.9% for the quarter ended June 2020 to EGP6.28 billion from EGP5.07 billion a year earlier, while net profit fell -4.1% to EGP2.6 million from EGP2.7 million. [Quick Link 29](#)
-  Sbi Life Insurance Co Ltd's revenues increased +67.8% for the quarter ended June 2020 to INR161.78 billion from INR96.44 billion a year earlier, while net profit rose +5.1% to INR3.91 billion from INR3.72 billion. [Quick Link 30](#)
-  Indusind Bank Ltd's revenues increased +7.2% for the quarter ended June 2020 to INR48.30 billion from INR45.07 billion a year earlier, while net profit fell -64.4% to INR5.10 billion from INR14.33 billion. [Quick Link 31](#)





Health Care:

-  Dr Reddy's Laboratories Ltd's revenues increased +14.9% for the quarter ended June 2020 to INR44.18 billion from INR38.44 billion a year earlier, while net profit fell -12.5% to INR5.79 billion from INR6.62 billion. [Quick Link 32](#)



Industrials:

-  Larsen & Toubro Ltd.'s revenues decreased -27.2% for the quarter ended June 2020 to INR220.37 billion from INR302.71 billion a year earlier, while net profit fell -79.4% to INR3.03 billion from INR14.73 billion. [Quick Link 33](#)
-  WEG SA's revenues increased +23.4% for the quarter ended June 2020 to BRL4.06 billion from BRL3.29 billion a year earlier, while net earnings rose +32.2% to BRL514.4 million from BRL389.0 million. [Quick Link 34](#)
-  Grupo Aeroportuario del Pacifico reported a net loss of MXN0.58 billion for the quarter ended June 2020 compared to net earnings of MXN1.3 billion a year earlier, while revenues decreased -59.3% to MXN1.5 billion from MXN3.7 billion. [Quick Link 35](#)

Information Technology:

-  Infosys Limited's revenues increased +7.1% for the quarter ended June 2020 to INR241.40 billion from INR225.39 billion a year earlier, while net income rose +11.5% to INR42.33 billion from INR37.98 billion. [Quick Link 36](#)
-  Tata Consultancy Services Ltd's revenues decreased -2.3% for the quarter ended June 2020 to INR389.20 billion from INR398.47 billion a year earlier, while net profit fell -13.5% to INR70.49 billion from INR81.53 billion. [Quick Link 37](#)
-  Wipro Ltd's revenues increased +1.3% for the quarter ended June 2020 to INR149.13 billion from INR147.16 billion a year earlier, while net profit rose +0.1% to INR23.90 billion from INR23.87 billion. [Quick Link 38](#)
-  Tech Mahindra Ltd's revenues increased +5.9% for the quarter ended June 2020 to INR95.22 billion from INR89.94 billion a year earlier, while net profit rose +1.4% to INR9.72 billion from INR9.59 billion. [Quick Link 39](#)

Materials:

-  Vale SA reported a net income of \$995.0 million for the quarter ended June 2020 compared to a net loss of \$133.0 million a year earlier, while revenues decreased -18.2% to \$7.52 billion from \$9.19 billion. [Quick Link 40](#)
-  Asian Paints Ltd's revenues decreased -42.6% for the quarter ended June 2020 to INR29.70 billion from INR51.78 billion a year earlier, while net profit fell -66.7% to INR2.18 billion from INR6.55 billion. [Quick Link 41](#)



Anglo American Platinum Ltd's revenues increased +27.7% for the half year ended June 2020 to ZAR54.77 billion from ZAR42.89 billion a year earlier, while net profit fell -8.8% to ZAR6.67 billion from ZAR7.31 billion. [Quick Link 42](#)

1. "Bharti Airtel Ltd Reports First Quarter 2020 Results" https://assets.airtel.in/teams/simplycms/web/docs/Published_Results_29072020.pdf (Accessed August 04, 2020).
2. "America Movil Sab De Cv Reports Second Quarter 2020 Results" https://s22.q4cdn.com/604986553/files/doc_financials/2020/q2/AMX-2Q20.pdf (Accessed August 04, 2020).
3. "Yandex Nv Reports Second Quarter 2020 Results" <https://yandex.gcs-web.com/static-files/72db8c46-8613-4563-a815-f7415c97816b> (Accessed August 04, 2020).
4. "TAL International Group Inc Reports Second Quarter 2020 Results" <https://www.tritoninternational.com/sites/triton-corp/files/documents/press-release-q2-2020.pdf> (Accessed August 03, 2020).
5. "Yum China Holdings Inc Reports Second Quarter 2020 Results" <https://yumchinaholdingsinc.gcs-web.com/news-releases/news-release-details/yum-china-reports-second-quarter-2020-results> (Accessed August 04, 2020).
6. "Maruti Suzuki India Ltd Reports First Quarter 2020 Results" https://marutistoragenew.blob.core.windows.net/msilintiwebpdf/Financial_results_Q1_FY21_SEBI_format.pdf (Accessed August 04, 2020).
7. "Astra International Tbk Pt Reports Half Year 2020 Results" https://www.astra.co.id/Public/Files/Astra_Account_June_2020.pdf (Accessed August 04, 2020).
8. "Bajaj Auto Ltd Reports First Quarter 2020 Results" <https://www.bajajauto.com/-/media/bajaj-auto/Investors/Q1-Results-bal-2020-21.ashx> (Accessed August 04, 2020).
9. "Hindustan Unilever Ltd Reports First Quarter 2020 Results" https://www.hul.co.in/Images/results-signed_tcm1255-553372_1_en.pdf (Accessed August 03, 2020).
10. "Itc Ltd Reports First Quarter 2020 Results" <https://www.itcportal.com/about-itc/shareholder-value/key-financials/Q1-20-21-cfs.pdf> (Accessed August 04, 2020).
11. "Fomento Economico Mexicano Sab De Cv Reports Second Quarter 2020 Results" <https://femsa.gcs-web.com/static-files/697f992d-d587-4a4f-831b-29c407931e5a> (Accessed August 04, 2020).
12. "Walmex Reports Second Quarter 2020 Results" https://files.walmex.mx/assets/files/Informacion%20financiera/Trimestral/Eng/2020/2Q20/Walmex_reports_Results_for_2Q20.pdf (Accessed August 04, 2020).
13. "Ambev Sa Reports Second Quarter 2020 Results" <https://api.mziq.com/mzfilemanager/v2/d/c8182463-4b7e-408c-9d0f-42797662435e/c96c549e-346b-5836-89ad-d258f554b977?origin=2> (Accessed August 04, 2020).
14. "Nestle India Ltd Reports First Quarter 2020 Results" <https://www.nestle.in/sites/g/files/pydnoa451/files/2020-07/Nestle-India-Results-Q2-2020.pdf> (Accessed August 04, 2020).
15. "Godrej Consumer Products Ltd Reports first Quarter 2020 Results" https://godrejcp.com/public/uploads/financial_presentation/QuarterlyReports_Q1FY202021.pdf (Accessed August 04, 2020).
16. "Dabur India Ltd Reports First Quarter 2020 Results" <https://www.dabur.com/img/upload-files/142209-dil-financial-results-30-07-2020.pdf> (Accessed August 04, 2020).
17. "Reliance Industries Ltd Reports First Quarter 2020 Results" <https://bit.ly/33Bz1Dv> (Accessed August 04, 2020).
18. "Gazprom OAO Reports First Quarter 2020 Results" <https://www.gazprom.com/press/news/2020/july/article508572/> (Accessed August 03, 2020).
19. "Novatek OAO Reports Second Quarter 2020 Results" http://www.novatek.ru/en/press/releases/index.php?id_4=4009&quarter_3=1&mode_20=event (Accessed August 03, 2020).
20. "Surgutneftegas OAO Reports First half 2020 Results" <https://www.surgutneftegas.ru/download.php?id=51587> (Accessed August 04, 2020).
21. "Polski Koncern Naftowy First Half 2020 Results" http://www.orklen.pl/EN/InvestorRelations/FinancialData/Lists/FinancialReports/PKN_ORLEN_200506_2020q1_RAPORT%20IQ2020_ENG.zip (Accessed August 04, 2020).
22. "Housing Development Finance Corp Reports First Quarter 2020 Results" <https://www.hdfc.com/sites/default/files/2020-07/quarter-ended-consolidated-june-30-2020.pdf> (Accessed August 03, 2020).
23. "Sberbank Rossii Pao Reports First Quarter 2020 Results" https://www.sberbank.com/common/img/uploaded/files/info/en/sberbank_ifrs_6m2020_eng.pdf (Accessed August 03, 2020).
24. "Icici Bank Ltd Reports First Quarter 2020 Results" <https://bit.ly/31gOOEO> (Accessed August 03, 2020).
25. "Bank Central Asia Tbk Pt Reports Second Quarter 2020 Results" <https://www.bca.co.id/-/media/Files/Report/Bulanan/2020/07/20200727-ASP-Lap-Keu-Publikasi-PT-BCA-Tbk-Entitas-Anak-per-Juni-2020-EN.ashx> (Accessed August 04, 2020).
26. "Axis Bank Ltd Reports Second Quarter 2020 Results" <https://bit.ly/2CecSQm> (Accessed August 04, 2020).
27. "Kasikornbank Plc First Quarter 2020 Results" https://kasikornbank.com/en/IR/FinanInfoReports/financialReports/2Q20_KBank_unaudited-E.pdf (Accessed August 04, 2020).
28. "Bank Mandiri Persero Tbk Pt First Quarter 2020 Results" <https://www.bankmandiri.co.id/documents/38265486/38265687/2020+Mar+Koran+English.pdf/93b95a1a-73a7-a41f-890a-4fe76b838a91> (Accessed August 04, 2020).
29. "Commercial International Bank Egypt SAE Reports Second Quarter 2020 Results" <https://bit.ly/3fDd9d1> (Accessed August 04, 2020).
30. "Sbi Life Insurance Co Ltd Reports First Quarter 2020 Results" <https://www.sbilife.co.in/sbi-life-financial-quarter-ended-june-30-2020> (Accessed August 04, 2020).
31. "Indusind Bank Ltd Reports First Quarter 2020 Results" <https://www.indusind.com/content/dam/indusind-corporate/investors/investor-presentation/FY2020-2021/Investor-Presentation-Q1FY20-21.pdf> (Accessed August 04, 2020).

Quick Links (cont'd)

32. "Dr Reddy's Laboratories Ltd Reports First Quarter 2020 Results" <https://www.drreddys.com/media/890080/ifrs-consolidated-q1-fy21.pdf> (Accessed August 04, 2020).
33. "Larsen & Toubro Ltd Reports First Quarter 2020 Results" <http://investors.larsentoubro.com/upload/Quarterly/FY2021QuarterlyStandalone%20and%20Consolidated%20Results%202020-21-Q1.pdf> (Accessed August 04, 2020).
34. "WEG SA Reports Second Quarter 2020 Results" <https://bit.ly/2DNgXv0> (Accessed August 04, 2020).
35. "Grupo Aeroportuario del Pacifico, S.A.B. de C.V. Reports Second Quarter 2020 Results" https://www.aeropuertosgap.com.mx/images/files/2Q20_GAP_ENG_VF.pdf (Accessed August 04, 2020).
36. "Infosys Limited Reports First Quarter 2020 Results" <https://www.infosys.com/investors/reports-filings/quarterly-results/2020-2021/q1/documents/consolidated/consol-fy21-q1-finstatement.pdf> (Accessed August 03, 2020).
37. "Tata Consultancy Services Ltd Reports First Quarter 2020 Results" <https://www.tcs.com/content/dam/tcs/investor-relations/financial-statements/2020-21/q1/IND%20AS/Consolidated%20and%20Standalone.pdf> (Accessed August 03, 2020).
38. "Wipro Ltd Reports First Quarter 2020 Results" <https://www.wipro.com/content/dam/nexus/en/investor/quarterly-results/2020-2021/q1fy20/ifrs-financials-june-2020.pdf> (Accessed August 04, 2020).
39. "Tech Mahindra Ltd Reports First Quarter 2020 Results" <https://cache.techmahindra.com/static/img/pdf/tml-q1-fy-21-consolidated-results.pdf> (Accessed August 04, 2020).
40. "Vale SA Reports Second Quarter 2020 Results" http://www.vale.com/EN/investors/information-market/quarterly-results/QuarterlyResultsDocs/Vale_IFRS_2Q20_i.pdf (Accessed August 04, 2020).
41. "Asian Paints Ltd Reports First Quarter 2020 Results" <https://bit.ly/2PxVSHR> (Accessed August 04, 2020).
42. "Anglo American Platinum Ltd Reports first half 2020 Results" <https://bit.ly/3kpjT1L> (Accessed August 04, 2020).