

# SNX1000 Report

## Monthly Report on the Emerging Markets 1000

### February 2021

#### Index Fundamentals

|   |  |   |  |   |  |
|---|--|---|--|---|--|
| <b>TTM Div. Yield</b><br><u>MXEF</u> <u>SNX1000</u><br>1.86      1.36 |  | <b>Forward Div. Yield</b><br><u>MXEF</u> <u>SNX1000</u><br>2.32      1.73 |  | <b>Forecast</b><br><u>MXEF</u> <u>SNX1000</u><br>+24.73%    +27.21% |  |
|---|--|---|--|---|--|

Source: Bloomberg

#### Index Performance

| Total Return Price Appreciation |         |
|---------------------------------|---------|
| 1 Month                         | -0.77%  |
| YTD                             | 3.01%   |
| 1 Year                          | 39.36%  |
| 3 Year                          | 27.48%  |
| 5 Year                          | 110.75% |
| Inception                       | 376.41% |

| Compound Annual Growth Rate |        |
|-----------------------------|--------|
| 1 Year                      | 39.36% |
| 3 Year                      | 8.43%  |
| 5 Year                      | 16.08% |
| Since Inception             | 7.65%  |

\*Returns under 1 year are not annualized








Source: S-Network as of 02/28/2021

| SNX1000 Sector Performance (01/31/2021 – 02/28/21) |        |
|--|--------|
| Communication Services                             | -0.49% |
| Consumer Discretionary                             | -2.45% |
| Consumer Staples                                   | -2.44% |
| Energy   | 5.61%  |
| Financials   | 2.62%  |
| Health Care  | -3.89% |
| Industrials  | -2.64% |
| Information Technology                             | -4.07% |
| Materials  | 5.61%  |
| Real Estate  | 10.18% |
| Utilities  | 1.78%  |







| Leading Movers           |           |         |         |        |
|--------------------------|-----------|---------|---------|--------|
| Company Name             | Ticker    | Opening | Closing | Change |
| ADANI ENTERPRISES LTD    | ADE IN    | 6.94    | 11.34   | 63.40% |
| ADANI TRANSMISSION LTD   | ADANIT IN | 6.31    | 10.21   | 61.81% |
| ADITYA BIRLA CAPITAL LTD | ABCAP IN  | 1.11    | 1.68    | 51.35% |
| HINDALCO INDUSTRIES LTD  | HNDL IN   | 3.10    | 4.63    | 49.35% |
| JIANGXI COPPER CO LTD    | 600362 CH | 2.92    | 4.32    | 47.95% |

| Lagging Movers             |           |         |         |         |
|----------------------------|-----------|---------|---------|---------|
| Company Name               | Ticker    | Opening | Closing | Change  |
| SUPERMAX CORPORATION BHD   | SUCB MK   | 1.68    | 1.20    | -28.89% |
| SICHUAN TIANQI LITHIUM IND | 002466 CH | 9.28    | 6.95    | -25.11% |
| DELTA ELECTRONICS THAI PCL | DELTA TB  | 17.64   | 13.27   | -24.77% |
| JONJEE HIGH-TECH INDUSTRIA | 600872 CH | 10.40   | 8.02    | -22.88% |
| CD PROJEKT RED SA          | CDR PW    | 82.06   | 63.52   | -22.59% |







## Communication Services:

-  Netease's revenues increased +24.4% for the year ended December 2020 to RMB73.67 billion from RMB59.24 billion a year earlier, while net income fell -43.2% to RMB12.06 billion from RMB21.24 billion. [Quick Link 1](#)
-  Baidu Inc's revenues decreased -0.3% for the year ended December 2020 to RMB107.07 billion from RMB107.41 billion a year earlier, while net income rose +990.8% to RMB22.47 billion from RMB2.06 billion. [Quick Link 2](#)
-  America Movil Sab De Cv's revenues decreased -14.2% for the year ended December 2020 to BRL99.81 billion from BRL116.29 billion a year earlier, while net income fell -26.7% to BRL16.55 billion from BRL22.58 billion. [Quick Link 3](#)
-  Yandex Nv's revenues increased +24.5% for the year ended December 2020 to RUB218.34 billion from RUB175.39 billion a year earlier, while net income rose +98.8% to RUB25.51 billion from RUB12.83 billion. [Quick Link 4](#)
-  Autohome Inc's revenues increased +2.9% for the year ended December 2020 to RMB8.66 billion from RMB8.42 billion a year earlier, while net income rose +6.6% to RMB3.41 billion from RMB3.20 billion. [Quick Link 5](#)
-  Telefonica Brasil SA's revenues decreased -2.2% for the quarter ended December 2020 to BRL16.56 billion from BRL16.94 billion a year earlier, while net income rose +1.6% to BRL1.29 billion from BRL1.27 billion. [Quick Link 6](#)
-  Advanced Info Service Pcl's revenues decreased -4.4% for the year ended December 2020 to THB172.89 billion from THB180.89 billion a year earlier, while net profit fell -12.1% to THB27.43 billion from THB31.19 billion. [Quick Link 7](#)



## Consumer Discretionary:

-  Alibaba Group Holding Ltd's revenues increased +36.9% for the quarter ended December 2020 to RMB221.08 billion from RMB161.46 billion a year earlier, while net income rose +51.8% to RMB79.43 billion from RMB52.31 billion. [Quick Link 8](#)
-  Yum China Holdings Inc's revenues decreased -5.9% for the year ended December 2020 to \$8.26 billion from \$8.78 billion a year earlier, while net income rose +10.0% to \$784.0 million from \$713.0 million. [Quick Link 9](#)
-  Petrobras's revenues decreased -29.9% for the year ended December 2020 to \$53.68 billion from \$76.59 billion a year earlier, while net income rose +41.6% to \$10.15 billion from \$7.17 billion. [Quick Link 10](#)
-  Titan Co Ltd's revenues increased +16.9% for the quarter ended December 2020 to INR76.59 billion from INR65.50 billion a year earlier, while net profit rose +11.8% to INR5.30 billion from INR4.74 billion. [Quick Link 11](#)
-  Lojas Renner Sa's revenues decreased -21.4% for the year ended December 2020 to BRL7.54 billion from BRL9.59 billion a year earlier, while net profit rose +0.9% to BRL1.10 billion from BRL1.09 billion. [Quick Link 12](#)
-  Hero Motocorp Ltd's revenues increased +38.2% for the quarter ended December 2020 to INR100.33 billion from INR72.60 billion a year earlier, while net profit rose +13.0% to INR10.19 billion from INR9.02 billion. [Quick Link 13](#)













## Consumer Staples:

-  Walmex's revenues increased +5.6% for the quarter ended December 2020 to PHP194.72 billion from PHP184.37 billion a year earlier, while net income rose +12.2% to PHP12.60 billion from PHP11.23 billion. [Quick Link 14](#)
-  Ambev Sa's revenues increased +12.2% for the year ended December 2020 to BRL58.38 billion from BRL52.01 billion a year earlier, while net profit fell -3.4% to BRL11.38 billion from BRL11.78 billion. [Quick Link 15](#)
-  CP All Pcl's net sales increased +10.7% for the year ended December 2020 to THB589.71 billion from THB532.57 billion a year earlier, while net profit rose +41.0% to THB26.02 billion from THB18.46 billion. [Quick Link 16](#)
-  Magnit Pjsc's revenues increased +13.1% for the year ended December 2020 to RUB1.55 trillion from RUB1.37 trillion a year earlier, while net income rose +245.1% to RUB32.99 billion from RUB9.56 billion. [Quick Link 17](#)
-  Bid Corp Ltd's revenues decreased -10.9% for the half year ended December 2020 to ZAR60.77 billion from ZAR68.22 billion a year earlier, while net profit fell -33.9% to ZAR1.50 billion from ZAR2.27 billion. [Quick Link 18](#)
-  Britannia Industries Ltd.'s revenues increased +6.6% for the quarter ended December 2020 to INR32.48 billion from INR30.48 billion a year earlier, while net profit rose +22.3% to INR4.56 billion from INR3.73 billion. [Quick Link 19](#)



## Energy:

-  Novatek OAO's revenues decreased -17.5% for the year ended December 2020 to RUB711.81 billion from RUB862.80 billion a year earlier, while net profit fell -92.2% to RUB67.83 billion from RUB865.48 billion. [Quick Link 20](#)
-  PTT PCL's revenues decreased -27.0% for the year ended December 2020 to THB1.62 trillion from THB2.22 trillion a year earlier, while net profit fell -59.4% to THB37.77 billion from THB92.95 billion. [Quick Link 21](#)






## Financials:

-  Ping An Insurance (Group) Co Of China Ltd's revenues increased +3.9% for the year ended December 2020 to RMB1.32 trillion from RMB1.27 trillion a year earlier, while net profit fell -4.2% to RMB143.10 billion from RMB149.41 billion. [Quick Link 22](#)
-  Housing Development Finance Corp's revenues decreased -42.3% for the quarter ended December 2020 to INR117.16 billion from INR202.91 billion a year earlier, while net profit fell -65.1% to INR29.26 billion from INR83.72 billion. [Quick Link 23](#)
-  Itau Unibanco Holding Sa's revenues decreased -14.4% for the year ended December 2020 to BRL100.20 billion from BRL117.08 billion a year earlier, while net income fell -30.3% to BRL18.90 billion from BRL27.11 billion. [Quick Link 24](#)
-  Bank Central Asia Tbk Pt's revenues increased +2.4% for the year ended December 2020 to IDR65.88 trillion from IDR64.35 trillion a year earlier, while net profit fell -5.0% to IDR27.13 trillion from IDR28.57 trillion. [Quick Link 25](#)
-  Ping An Bank Co Ltd's revenues increased +3.9% for the year ended December 2020 to RMB1.32 trillion from RMB1.27 trillion a year earlier, while net profit fell -4.2% to RMB143.10 billion from RMB149.41 billion. [Quick Link 26](#)
-  Public Bank Bhd's revenues decreased -9.6% for the year ended December 2020 to RMB20.30 billion from RMB22.45 billion a year earlier, while net profit fell -11.6% to RMB4.87 billion from RMB5.51 billion. [Quick Link 27](#)
-  Banco Do Brasil Sa's revenues increased +5.1% for the year ended December 2020 to BRL56.73 billion from BRL54.00 billion a year earlier, while net income fell -30.1% to BRL12.70 billion from BRL18.16 billion. [Quick Link 28](#)
-  Credicorp Limited's revenues decreased -5.7% for the year ended December 2020 to PEN8.57 billion from PEN9.09 billion a year earlier, while net profit fell -91.8% to PEN0.35 billion from PEN4.27 billion. [Quick Link 29](#)
-  Malayan Banking Bhd's revenues increased +5.8% for the year ended December 2020 to RMB33.98 billion from RMB32.11 billion a year earlier, while net profit fell -21.0% to RMB6.48 billion from RMB8.20 billion. [Quick Link 30](#)
-  Cimb Group Holdings Bhd's revenues decreased -10.3% for the year ended December 2020 to MYR17.33 billion from MYR19.33 billion a year earlier, while net profit fell -73.9% to MYR1.19 billion from MYR4.56 billion. [Quick Link 31](#)
-  PKO Bank Polski Sa's revenues decreased -8.1% for the year ended December 2020 to PLN11.61 billion from PLN12.64 billion a year earlier, while net profit fell -34.2% to PLN2.65 billion from PLN4.03 billion. [Quick Link 32](#)
-  Dubai Islamic Bank Pjsc's revenues decreased -3.9% for the year ended December 2020 to AED13.14 billion from AED13.68 billion a year earlier, while net profit fell -34.3% to AED3.29 billion from AED5.01 billion. [Quick Link 33](#)




## Health Care:

-  Bangkok Dusit Medical Services PCL's revenues decreased -21.8% for the year ended December 2020 to THB71.49 billion from THB91.40 billion a year earlier, while net profit fell -53.5% to THB7.21 billion from THB15.52 billion. [Quick Link 34](#)
-  DiviS Laboratories Ltd's revenues increased +19.7% for the quarter ended December 2020 to INR17.21 billion from INR14.38 billion a year earlier, while net profit rose +30.9% to INR4.70 billion from INR3.59 billion. [Quick Link 35](#)











## Industrials:

-  WEG SA's revenues increased +31.0% for the year ended December 2020 to BRL17.49 billion from BRL13.35 billion a year earlier, while net earnings rose +45.3% to BRL2.34 billion from BRL1.61 billion. [Quick Link 36](#)
-  Airports Of Thailand Pcl reported a net loss of THB3.45 billion for the quarter ended December 2020 compared to a net profit of THB7.33 billion a year earlier, while revenues decreased -84.0% to THB2.74 billion from THB17.12 billion. [Quick Link 37](#)
-  Localiza Rent a Car SA's revenues increased +1.1% for the year ended December 2020 to BRL10.31 billion from BRL10.20 billion a year earlier, while net income rose +26.5% to BRL1.05 billion from BRL0.83 billion. [Quick Link 38](#)
-  Rumo Sa's revenues decreased -1.7% for the year ended December 2020 to BRL6.97 billion from BRL7.09 billion a year earlier, while net profit fell -61.8% to BRL297.2 million from BRL778.2 million. [Quick Link 39](#)
-  Grupo Aeroportuario del Pacifico, S.A.B. de C.V.'s revenues increased +36.7% for the year ended December 2020 to PHP16.23 billion from PHP11.87 billion a year earlier, while net income rose +183.9% to PHP5.45 billion from PHP1.92 billion. [Quick Link 40](#)


## Information Technology:

-  Delta Electronics Thai Pcl's revenues increased +21.4% for the year ended December 2020 to THB63.21 billion from THB52.05 billion a year earlier, while net profit rose +139.9% to THB7.10 billion from THB2.96 billion. [Quick Link 41](#)
-  Pageseguro Digital Ltd's revenues increased +19.3% for the year ended December 2020 to BRL6.81 billion from BRL5.71 billion a year earlier, while net income fell -5.8% to BRL1.29 billion from BRL1.37 billion. [Quick Link 42](#)
-  Lenovo Group Ltd.'s revenues increased +22.3% for the quarter ended December 2020 to \$17.25 billion from \$14.10 billion a year earlier, while net profit rose +41.3% to \$431.0 million from \$305.0 million. [Quick Link 43](#)



## Materials:

-  Impala Platinum Holdings Ltd's revenues increased +107.4% for the half year ended December 2020 to ZAR58.12 billion from ZAR28.02 billion a year earlier, while net profit rose +637.6% to ZAR25.08 billion from ZAR3.40 billion. [Quick Link 44](#)
-  Sibanye Stillwater Ltd's revenues increased +74.7% for the year ended December 2020 to ZAR127.39 billion from ZAR72.93 billion a year earlier, while net profit rose sharply to ZAR29.31 billion from ZAR0.06 billion. [Quick Link 45](#)
-  AngloGold Ashanti Ltd reported a net profit of \$971.0 million for the year ended December 2020 compared to a net loss of \$7.0 million a year earlier, while revenues increased +25.5% to \$4.43 billion from \$3.53 billion. [Quick Link 46](#)
-  Gold Fields Ltd's revenues increased +31.0% for the year ended December 2020 to \$3.89 billion from \$2.97 billion a year earlier, while net profit rose +347.4% to \$723.0 million from \$161.6 million. [Quick Link 47](#)
-  Suzano Papel e Celulose SA reported a net loss of BRL10.71 billion for the year ended December 2020 compared to a net loss of BRL2.82 billion a year earlier, while revenues increased +17.1% to BRL30.46 billion from BRL26.01 billion. [Quick Link 48](#)
-  Cemex Sab De Cv reported a net loss of \$1.47 billion for the year ended December 2020 compared to a net income of \$0.14 billion a year earlier, while revenues decreased -1.2% to \$12.97 billion from \$13.13 billion. [Quick Link 49](#)
-  Polyus Pjsc's revenues increased +24.7% for the year ended December 2020 to \$5.00 billion from \$4.01 billion a year earlier, while net profit fell -14.9% to \$1.65 billion from \$1.94 billion. [Quick Link 50](#)
-  Ternium SA's net sales decreased -14.2% for the year ended December 2020 to \$8.74 billion from \$10.19 billion a year earlier, while net profit rose +38.0% to \$778.5 million from \$564.3 million. [Quick Link 51](#)
-  Anglo American Platinum Ltd's net sales increased +38.4% for the year ended December 2020 to ZAR137.79 billion from ZAR99.55 billion a year earlier, while net profit rose +64.0% to ZAR30.34 billion from ZAR18.50 billion. [Quick Link 52](#)
-  Grasim Industries Ltd's revenues increased +12.7% for the quarter ended December 2020 to INR209.86 billion from INR186.17 billion a year earlier, while net profit rose +103.5% to INR13.84 billion from INR6.80 billion. [Quick Link 53](#)

## Real Estate:

-  SM Prime Holdings Inc's revenues decreased -30.8% for the year ended December 2020 to PHP81.90 billion from PHP118.31 billion a year earlier, while net income fell -52.7% to PHP18.01 billion from PHP38.09 billion. [Quick Link 54](#)

## Utilities:

-  NTPC Ltd's revenues increased +4.7% for the quarter ended December 2020 to INR283.87 billion from INR271.20 billion a year earlier, while net profit rose +15.7% to INR38.76 billion from INR33.51 billion. [Quick Link 55](#)
-  Gulf Energy Development Pcl's revenues increased +9.3% for the year ended December 2020 to THB32.83 billion from THB30.04 billion a year earlier, while net profit fell -14.4% to THB6.14 billion from THB7.17 billion. [Quick Link 56](#)

1. "Netease Reports Full Year 2020 Results" <http://ir.netease.com/news-releases/news-release-details/netease-reports-fourth-quarter-and-fiscal-year-2020-unaudited> (Accessed February 25,2021).
2. "Baidu Inc Reports Full Year 2020 Results" <https://ir.baidu.com/news-releases/news-release-details/baidu-announces-fourth-quarter-and-fiscal-year-2020-results> (Accessed February 25,2021).
3. "America Movil Sab De Cv Reports Full Year 2020 Results" <https://api.mziq.com/mzfilemanager/v2/d/80f2e993-0a30-421a-9470-a4d5c8ad5e9f/f82c5d8e-97ab-bd84-f91a-b98bcf0cd817?origin=1> (Accessed March 1,2021).
4. "Yandex Nv Reports Full Year 2020 Results" [https://ir-docs.s3.yandex.net/financials/2020/yndx\\_Current\\_Folio\\_6K\\_Ex99\\_1\\_FINAL%20with%20LOGO.pdf](https://ir-docs.s3.yandex.net/financials/2020/yndx_Current_Folio_6K_Ex99_1_FINAL%20with%20LOGO.pdf) (Accessed February 26,2021).
5. "Autohome Inc Reports Full Year 2020 Results" <http://ir.autohome.com.cn/news-releases/news-release-details/autohome-inc-announces-unaudited-fourth-quarter-and-full-year-6> (Accessed February 26,2021).
6. "Telefonica Brasil SA Reports Fourth Quarter 2020 Results" <http://ri.telefonica.com.br/en/documentos/2212-Results-Spreadsheet-4Q20.xlsm> (Accessed February 26,2021).
7. "Advanced Info Service Pcl Reports Full Year 2020 Results" <https://investor.ais.co.th/misc/fs/2020/20210208-advanc-fs-fy2020-en-01.pdf> (Accessed February 27,2021).
8. "Alibaba Group Holding Ltd Reports Third Quarter 2020 Results" [https://www.alibabagroup.com/en/news/press\\_pdf/p210202.pdf](https://www.alibabagroup.com/en/news/press_pdf/p210202.pdf) (Accessed February 25,2021).
9. "Yum China Holdings Inc Reports Full Year 2020 Results" <https://yumchinaholdingsinc.gcs-web.com/news-releases/news-release-details/yum-china-reports-fourth-quarter-and-full-year-2020-results> (Accessed February 26,2021).
10. "Petrobras Reports Full Year 2020 Results" <https://api.mziq.com/mzfilemanager/v2/d/25fdf098-34f5-4608-b7fa-17d60b2de47d/a61ef8a5-27e9-78b5-91c8-d84174d37462?origin=1> (Accessed February 26,2021).
11. "Titan Co Ltd Reports Third Quarter 2020 Results" <https://www.titancompany.in/sites/default/files/Q3%20Results%20FY21.pdf> (Accessed February 26,2021).
12. "Lojas Renner Sa Reports Full Year 2020 Results" <https://api.mziq.com/mzfilemanager/v2/d/13154776-9416-4fce-8c46-3e54d45b03a3/d8bae536-1a28-b566-d210-a6a9c881c17b?origin=1> (Accessed February 27,2021).
13. "Hero Motocorp Ltd Reports Third Quarter 2020 Results" [https://www.heromotocorp.com/en-in/uploads/Annual\\_Reports/quarterly\\_pdf/20210217105437-quarterly-pdf-184.pdf](https://www.heromotocorp.com/en-in/uploads/Annual_Reports/quarterly_pdf/20210217105437-quarterly-pdf-184.pdf) (Accessed March 1,2021).
14. "Walmex Reports Fourth Quarter 2020 Results" [https://files.walmex.mx/assets/files/Informacion%20financiera/Trimestral/Eng/2020/4Q20/Walmex\\_reports\\_Results\\_for\\_4Q20\\_ok.pdf](https://files.walmex.mx/assets/files/Informacion%20financiera/Trimestral/Eng/2020/4Q20/Walmex_reports_Results_for_4Q20_ok.pdf) (Accessed February 26,2021).
15. "Ambev Sa Reports Full Year 2020 Results" <https://api.mziq.com/mzfilemanager/v2/d/c8182463-4b7e-408c-9d0f-42797662435e/6b1f1a79-fc62-954d-c65e-a758968be970?origin=1> (Accessed March 1,2021).
16. "CP All Pcl Reports Full Year 2020 Results" [https://www.cpfworldwide.com/storage/public\\_present/CPF\\_FY20\\_Results.pdf](https://www.cpfworldwide.com/storage/public_present/CPF_FY20_Results.pdf) (Accessed February 26,2021).
17. "Magnit Pjsc Reports Full Year 2020 Results" [https://www.magnit.com/upload/iblock/b27/Magnit\\_Press%20Release\\_4Q2020\\_4Feb2021\\_eng.pdf](https://www.magnit.com/upload/iblock/b27/Magnit_Press%20Release_4Q2020_4Feb2021_eng.pdf) (Accessed February 27,2021).
18. "Bid Corp Ltd Reports Half Year 2020 Results" <https://www.bidcorp-reports.com/results/interim-results-2021/downloads/booklet.pdf> (Accessed February 27,2021).
19. "Britannia Industries Ltd. Reports Third Quarter 2020 Results" [http://britannia.co.in/pdfs/quarterly\\_report/Consolidated-Financial-Results-for-the-Quarter-ended-31st-December-2020.pdf](http://britannia.co.in/pdfs/quarterly_report/Consolidated-Financial-Results-for-the-Quarter-ended-31st-December-2020.pdf) (Accessed March 1,2021).
20. "Novatek OAO Reports Full Year 2020 Results" [https://www.novatek.ru/common/upload/doc/Novatek\\_FS\\_12m2020\\_ENG\\_FINAL.pdf](https://www.novatek.ru/common/upload/doc/Novatek_FS_12m2020_ENG_FINAL.pdf) (Accessed February 25,2021).
21. "PTT PCL Reports Full Year 2020 Results" <https://ptt.listedcompany.com/misc/FS/2020/fy2020/20210218-ptt-fs-fy2020-en.pdf> (Accessed March 1,2021).
22. "Ping An Insurance (Group) Co Of China Ltd Reports Full Year 2020 Results" <https://group.pingan.com/dam/jcr:c3e0cff6-b459-4abe-9b0b-ea9d9f4a723f/pingan-ar20-report.pdf> (Accessed February 25,2021).
23. "Housing Development Finance Corp Reports Third Quarter 2020 Results" <https://www.hdfc.com/sites/default/files/2021-02/quarter-ended-standalone-december-31-2020.pdf> (Accessed February 25,2021).
24. "Itau Unibanco Holding Sa Reports Full Year 2020 Results" <https://www.itau.com.br/relacoes-com-investidores/Download.aspx?Arquivo=B1QwukBOvuzx40ML+Z7VsA==> (Accessed February 25,2021).
25. "Bank Central Asia Tbk Pt Reports Full Year 2020 Results" <https://bit.ly/3lq80d0> (Accessed March 1,2021).
26. "Ping An Bank Co Ltd Reports Full Year 2020 Results" <https://group.pingan.com/dam/jcr:c3e0cff6-b459-4abe-9b0b-ea9d9f4a723f/pingan-ar20-report.pdf> (Accessed February 26,2021).
27. "Public Bank Bhd Reports Full Year 2020 Results" <https://www.publicbankgroup.com/PDF/Investor-Relations/QF-Results/2020/4thQ-2020/PBB4Q2020.aspx> (Accessed March 1,2021).
28. "Banco Do Brasil Sa Reports Full Year 2020 Results" <https://api.mziq.com/mzfilemanager/v2/d/5760dff3-15e1-4962-9e81-322a0b3d0bbd/98f685bc-b8e5-76ac-2f92-96cb949fb3b2?origin=1> (Accessed February 26,2021).
29. "Credicorp Limited Reports Full Year 2020 Results" <https://credicorp.gcs-web.com/static-files/45774bca-b1fb-4085-916f-47285966e75d> (Accessed February 26,2021).

30. "Malayan Banking Bhd Reports Full Year 2020 Results" [https://www.maybank.com/iwov-resources/corporate\\_new/document/my/en/pdf/quarterly-report/2021/20210225\\_Maybank\\_Group\\_FS-Dec\\_2020.pdf](https://www.maybank.com/iwov-resources/corporate_new/document/my/en/pdf/quarterly-report/2021/20210225_Maybank_Group_FS-Dec_2020.pdf) (Accessed March 1,2021).
31. "Cimb Group Holdings Bhd Reports Full Year 2020 Results" <https://bit.ly/3eQ097o> (Accessed March 1,2021).
32. "PKO Bank Polski Sa Reports Full Year 2020 Results" [https://www.pkobp.pl/media\\_files/8f8de237-117f-4372-9272-1fef8e605381.pdf](https://www.pkobp.pl/media_files/8f8de237-117f-4372-9272-1fef8e605381.pdf) (Accessed February 27,2021).
33. "Dubai Islamic Bank Pjsc Reports Full Year 2020 Results" [https://www.dib.ae/docs/default-source/financial-reports/dib\\_fs\\_fy2020\\_e\\_16\\_02\\_2021.pdf](https://www.dib.ae/docs/default-source/financial-reports/dib_fs_fy2020_e_16_02_2021.pdf) (Accessed March 1,2021).
34. "Bangkok Dusit Medical Services PCL Reports Full Year 2020 Results" <https://bdms.listedcompany.com/misc/FS/fy2020/20210224-bdms-fs-fy2020-en.pdf> (Accessed February 26,2021).
35. "Divi'S Laboratories Ltd Reports Third Quarter 2020 Results" [https://www.divislabs.com/wp-content/uploads/2021/02/Outcome\\_Q3Results\\_DivisLabs\\_06022021.pdf](https://www.divislabs.com/wp-content/uploads/2021/02/Outcome_Q3Results_DivisLabs_06022021.pdf) (Accessed February 27,2021).
36. "WEG SA Reports Full Year 2020 Results" <https://api.mziq.com/mzfilemanager/v2/d/50c1bd3e-8ac6-42d9-884f-b9d69f690602/d6225e00-cbb5-bc8c-0305-eca5085b95cd?origin=2> (Accessed February 26,2021).
37. "Airports Of Thailand Pcl Reports First Quarter 2021 Results" <http://aot.listedcompany.com/newsroom/100220211703210359E.pdf> (Accessed February 26,2021).
38. "Localiza Rent a Car SA Reports Full Year 2020 Results" <https://api.mziq.com/mzfilemanager/v2/d/08f327aa-e610-4d9d-b683-8ff0f7caae07/5cdec3c7-a97c-fd7a-1fbd-5d1fd3f8c097?origin=1> (Accessed March 1,2021).
39. "Rumo Sa Reports Full Year 2020 Results" <https://api.mziq.com/mzfilemanager/v2/d/003f6029-d45a-44ac-9c9e-869fe5df83fc/5f2a5db0-0e6a-e05b-85ca-37f4efd6ba44?origin=1> (Accessed March 1,2021).
40. "Grupo Aeroportuario del Pacifico, S.A.B. de C.V. Reports Full Year 2020 Results" [https://www.aeropuertosgap.com.mx/files/4Q20\\_GAP\\_ENG\\_FINAL.pdf](https://www.aeropuertosgap.com.mx/files/4Q20_GAP_ENG_FINAL.pdf) (Accessed March 1,2021).
41. "Delta Electronics Thai Pcl Reports Full Year 2020 Results" [https://www.deltathailand.com/imgadmins/investor/setnews\\_pdf/setnews\\_en20210222095957.pdf](https://www.deltathailand.com/imgadmins/investor/setnews_pdf/setnews_en20210222095957.pdf) (Accessed February 26,2021).
42. "Pagueguero Digital Ltd Reports Full Year 2020 Results" <https://api.mziq.com/mzfilemanager/v2/d/d1c190f7-52c1-4663-aa9f-0e0141aa5e3c/723eb770-807b-18fa-6645-35206ab9f23c?origin=1> (Accessed March 1,2021).
43. "Lenovo Group Ltd. Reports Third Quarter 2020 Results" <https://doc.irasia.com/listco/hk/lenovo/interim/2021/int3qpress.pdf> (Accessed February 27,2021).
44. "Impala Platinum Holdings Ltd Reports Half Year 2020 Results" <https://www.implats-ir.co.za/results/2021/interim-results-2021/pdf/booklet.pdf> (Accessed February 26,2021).
45. "Sibanye Stillwater Ltd Reports Full Year 2020 Results" [https://thevault.exchange/?get\\_group\\_doc=245/1613624906-sibanye-stillwater-H2-YE-results-booklet-18Feb2021.pdf](https://thevault.exchange/?get_group_doc=245/1613624906-sibanye-stillwater-H2-YE-results-booklet-18Feb2021.pdf) (Accessed February 26,2021).
46. "AngloGold Ashanti Ltd Reports Full Year 2020 Results" [https://thevault.exchange/?get\\_group\\_doc=143/1613965359-YearEnd2020-ResultsReport.pdf](https://thevault.exchange/?get_group_doc=143/1613965359-YearEnd2020-ResultsReport.pdf) (Accessed February 26,2021).
47. "Gold Fields Ltd Reports Full Year 2020 Results" <https://www.goldfields.com/reports/q4-2021/excel/income-statement.xlsx> (Accessed February 26,2021).
48. "Suzano Papel e Celulose SA Reports Full Year 2020 Results" [https://s1.q4cdn.com/987436133/files/doc\\_financials/quarterly/2020/4q/Release-de-Resultados\\_4T20\\_ENG\\_vFinal\\_CVM.pdf](https://s1.q4cdn.com/987436133/files/doc_financials/quarterly/2020/4q/Release-de-Resultados_4T20_ENG_vFinal_CVM.pdf) (Accessed February 26,2021).
49. "Cemex Sab De Cv Reports Full Year 2020 Results" <https://www.cemex.com/documents/20143/49897099/CXING20-4.pdf/5b6590e4-c117-632a-72e9-ed2eb6ed3946> (Accessed February 26,2021).
50. "Polyus Pjsc Reports Full Year 2020 Results" [https://polyus.com/upload/iblock/bee/press\\_release\\_4q\\_fy2020.pdf](https://polyus.com/upload/iblock/bee/press_release_4q_fy2020.pdf) (Accessed February 27,2021).
51. "Ternium SA Reports Full Year 2020 Results" [https://s2.q4cdn.com/156255844/files/doc\\_financials/quarterly/2020/4Q2020/4Q2020PRTernium.pdf](https://s2.q4cdn.com/156255844/files/doc_financials/quarterly/2020/4Q2020/4Q2020PRTernium.pdf) (Accessed March 1,2021).
52. "Anglo American Platinum Ltd Reports Full Year 2020 Results" <https://bit.ly/3s0LQAw> (Accessed March 1,2021).
53. "Grasim Industries Ltd Reports Third Quarter 2020 Results" <https://www.grasim.com/media/press-releases/grasim-result-q3fy21> (Accessed March 1,2021).
54. "SM Prime Holdings Inc Reports Full Year 2020 Results" [https://smprime.com/sites/default/files/investor\\_relations/SEC%20Form%2020-IS%20Preliminary\\_2020.pdf](https://smprime.com/sites/default/files/investor_relations/SEC%20Form%2020-IS%20Preliminary_2020.pdf) (Accessed March 1,2021).
55. "NTPC Ltd Reports Third Quarter 2020 Results" <https://www.ntpc.co.in/financial/10009/q3> (Accessed February 27,2021).
56. "Gulf Energy Development Pcl Reports Full Year 2020 Results" <https://gulf.listedcompany.com/misc/fs/20210223-gulf-fs-fy2020-en.pdf> (Accessed February 27,2021).