

# SND2000 Report

## Monthly Report on the Developed International 2000

### November 2020

### Index Fundamentals

<b>TTM Div. Yield</b> <u>MXEA</u> <u>SND2000</u> 2.46          2.40		<b>Forward Div. Yield</b> <u>MXEA</u> <u>SND2000</u> 2.64          2.57		<b>Forecast</b> <u>MXEA</u> <u>SND2000</u> +7.32%      +7.08%	
---	--	---	--	---	--

Source: Bloomberg

### Index Performance

Total Return Price Appreciation	
<b>1 Month</b>	<b>15.17%</b>
<b>YTD</b>	<b>6.16%</b>
<b>1 Year</b>	<b>10.09%</b>
<b>3 Year</b>	<b>14.69%</b>
<b>5 Year</b>	<b>46.02%</b>
<b>Inception</b>	<b>146.03%</b>

Compound Annual Growth Rate	
<b>1 Year</b>	<b>10.09%</b>
<b>3 Year</b>	<b>4.68%</b>
<b>5 Year</b>	<b>7.86%</b>
<b>Since Inception</b>	<b>4.39%</b>

\*Returns under 1 year are not annualized







Source: S-Network as of 11/30/2020

SND2000 Sector Performance (10/31/20 – 11/30/20)	
<b>Communication Services</b>	<b>10.23%</b>
<b>Consumer Discretionary</b>	<b>15.72%</b>
<b>Consumer Staples</b>	<b>8.33%</b>
<b>Energy</b>	<b>30.58%</b>
<b>Financials</b>	<b>21.01%</b>
<b>Health Care</b>	<b>11.02%</b>
<b>Industrials</b>	<b>15.98%</b>
<b>Information Technology</b>	<b>15.67%</b>
<b>Materials</b>	<b>12.85%</b>
<b>Real Estate</b>	<b>13.32%</b>
<b>Utilities</b>	<b>11.43%</b>








Leading Movers				
Company Name	Ticker	Opening	Closing	Change
AURORA CANNABIS INC	ACB CN	4.03	11.77	<b>192.06%</b>
CINEWORLD GROUP PLC	CINE LN	0.37	0.76	<b>105.41%</b>
CGG SA	CGG FP	0.56	1.11	<b>99.16%</b>
FARFETCH LTD.	FTCH US	28.13	54.65	<b>94.28%</b>
AMREST HOLDINGS SE	EAT PW	3.47	6.52	<b>87.90%</b>

Lagging Movers				
Company Name	Ticker	Opening	Closing	Change
NORWEGIAN AIR SHUTTLE ASA	NAS NO	0.06	0.04	<b>-34.92%</b>
SEEGENE INC	096530 KS	231.34	169.81	<b>-26.60%</b>
AGNICO EAGLE MINES LTD	AEM CN	79.20	65.47	<b>-17.34%</b>
FIT HON TENG LTD	6088 HK	0.39	0.33	<b>-16.11%</b>
WHEATON PRECIOUS METALS CORP	WPM CN	45.85	38.68	<b>-15.64%</b>



## Communication Services:

-  SoftBank Group Corp's net sales increased +4.7% for the quarter ended September 2020 to ¥1.35 trillion from ¥1.29 trillion a year earlier, while net income fell -10.4% to ¥627.50 billion from ¥700.17 billion. [Quick Link 1](#)
-  Nippon Telegraph & Telephone Corp's revenues decreased -3.1% for the half year ended September 2020 to ¥5.71 trillion from ¥5.89 trillion a year earlier, while net profit fell -1.1% to ¥541.51 billion from ¥547.67 billion. [Quick Link 2](#)
-  Deutsche Telekom AG's revenues increased +31.8% for the quarter ended September 2020 to €26.39 billion from €20.02 billion a year earlier, while net profit fell -40.1% to €0.82 billion from €1.37 billion. [Quick Link 3](#)
-  BCE Inc's revenues decreased -2.5% for the quarter ended September 2020 to CAD5.79 billion from CAD5.94 billion a year earlier, while net earnings fell -19.7% to CAD740.0 million from CAD922.0 million. [Quick Link 4](#)
-  Vodafone Group Plc reported a net profit of €1.31 billion for the half year ended September 2020 compared to a net loss of €2.13 billion a year earlier, while revenues decreased -2.3% to €21.43 billion from €21.94 billion. [Quick Link 5](#)
-  Cellnex Telecom S.A. reported a net profit of €84.0 million for the nine months ended September 2020 compared to a net profit of €12.0 million a year earlier, while revenues increased +53.3% to €1.15 billion from €0.75 billion. [Quick Link 6](#)


## Consumer Discretionary:

-  Toyota Motor Corp's revenues decreased -11.4% for the quarter ended September 2020 to ¥6.77 trillion from ¥7.64 trillion a year earlier, while net income fell -11.3% to ¥470.53 billion from ¥530.41 billion. [Quick Link 7](#)
-  Adidas AG's net sales decreased -7.0% for the quarter ended September 2020 to €5.96 billion from €6.41 billion a year earlier, while net income fell -15.0% to €549.0 million from €646.0 million. [Quick Link 8](#)
-  Prosus NV's revenues increased +52.8% for the half year ended September 2020 to \$2.17 billion from \$1.42 billion a year earlier, while net profit rose +20.8% to \$3.02 billion from \$2.50 billion. [Quick Link 9](#)
-  Honda Motor Co Ltd's revenues decreased -25.2% for the half year ended September 2020 to ¥5.78 trillion from ¥7.73 trillion a year earlier, while net profit fell -56.6% to ¥160.05 billion from ¥368.86 billion. [Quick Link 10](#)
-  Cie Financiere Richemont SA's revenues decreased -25.9% for the half year ended September 2020 to €5.48 billion from €7.40 billion a year earlier, while net profit fell -81.7% to €159.0 million from €869.0 million. [Quick Link 11](#)
-  Compass Group Plc's revenues decreased -19.9% for the year ended September 2020 to £19.94 billion from £24.88 billion a year earlier, while net profit fell -88.6% to £0.13 billion from £1.14 billion. [Quick Link 12](#)
-  Bayerische Motoren Werke AG's revenues decreased -1.5% for the quarter ended September 2020 to €26.28 billion from €26.67 billion a year earlier, while net profit rose +32.4% to €1.79 billion from €1.35 billion. [Quick Link 13](#)





## Consumer Staples:














-  Koninklijke Ahold NV's net sales increased +6.8% for the quarter ended September 2020 to €17.83 billion from €16.69 billion a year earlier, while net income fell -85.0% to €68.0 million from €453.0 million. [Quick Link 14](#)
-  Alimentation Couche-Tard Inc's revenues decreased -22.1% for the quarter ended September 2020 to \$10.66 billion from \$13.68 billion a year earlier, while net earnings rose +30.8% to \$757.0 million from \$578.6 million. [Quick Link 15](#)

## Energy:







-  Enbridge Inc's revenues decreased -21.5% for the quarter ended September 2020 to CAD9.11 billion from CAD11.60 billion a year earlier, while net earnings rose +4.3% to CAD990.0 million from CAD949.0 million. [Quick Link 16](#)

## Financials:





-  Allianz SE's revenues decreased -6.0% for the quarter ended September 2020 to €31.40 billion from €33.40 billion a year earlier, while net income rose +4.9% to €2.13 billion from €2.03 billion. [Quick Link 17](#)
-  Hong Kong Exchanges and Clearing Ltd's revenues increased +33.1% for the quarter ended September 2020 to \$5.31 billion from \$3.99 billion a year earlier, while net profit rose +51.6% to \$3.35 billion from \$2.21 billion. [Quick Link 18](#)
-  Mitsubishi UFC Financial Group Inc's revenues decreased -12.3% for the half year ended September 2020 to ¥3.14 trillion from ¥3.58 trillion a year earlier, while net profit fell -34.0% to ¥400.83 billion from ¥606.96 billion. [Quick Link 19](#)
-  Westpac Banking Corp's revenues decreased -18.6% for the year ended September 2020 to \$27.05 billion from \$33.22 billion a year earlier, while net profit fell -66.2% to \$2.29 billion from \$6.78 billion. [Quick Link 20](#)






-  National Australia Bank Ltd's revenues increased +2.4% for the year ended September 2020 to \$13.88 billion from \$13.56 billion a year earlier, while net profit fell -46.7% to \$2.56 billion from \$4.80 billion. [Quick Link 21](#)
-  Brookfield Asset Management Inc's revenues decreased -9.1% for the quarter ended September 2020 to \$16.25 billion from \$17.88 billion a year earlier, while net income fell -81.8% to \$172.0 million from \$947.0 million. [Quick Link 22](#)
-  SMFG's revenues decreased -17.0% for the half year ended September 2020 to ¥1.95 trillion from ¥2.35 trillion a year earlier, while net profit fell -37.5% to ¥270.13 billion from ¥431.96 billion. [Quick Link 23](#)
-  BNP Paribas SA's revenues decreased -0.1% for the quarter ended September 2020 to €10.89 billion from €10.90 billion a year earlier, while net income fell -2.6% to €1.89 billion from €1.94 billion. [Quick Link 24](#)
-  Intesa Sanpaolo SpA's revenues increased +3.3% for the quarter ended September 2020 to €4.66 billion from €4.51 billion a year earlier, while net income rose +266.3% to €3.81 billion from €1.04 billion. [Quick Link 25](#)
-  Muenchener Rueckversicherungs Gesellschaft AG In Muenchen's revenues increased +3.0% for the quarter ended Sept 2020 to €14.15 billion from €13.74 billion a year earlier, while net income fell -77.0% to €199.00 billion from €865.00 bn. [Quick Link 26](#)
-  Tokio Marine Holdings Inc's revenues remained flat for the quarter ended September 2020 at ¥2.74 trillion as compared ro a year earlier, while net profit fell -46.5% to ¥62.39 billion from ¥116.61 billion. [Quick Link 27](#)
-  Macquarie Group Ltd's revenues increased +30.4% for the half year ended September 2020 to \$1.03 billion from \$0.79 billion a year earlier, while net profit fell -32.2% to \$0.99 billion from \$1.46 billion. [Quick Link 28](#)
-  Mizuho Financial Group Inc's revenues decreased -20.6% for the half year ended September 2020 to ¥1.58 trillion from ¥1.99 trillion a year earlier, while net profit fell -25.1% to ¥215.52 billion from ¥287.67 billion. [Quick Link 29](#)
-  DBS Group Holdings's revenues decreased -11.8% for the quarter ended September 2020 to \$2.17 billion from \$2.46 billion a year earlier, while net profit fell -20.2% to \$1.30 billion from \$1.63 billion. [Quick Link 30](#)
-  ING Groep Nv's revenues decreased -7.3% for the quarter ended September 2020 to €4.29 billion from €4.63 billion a year earlier, while net profit fell -41.0% to €0.79 billion from €1.34 billion. [Quick Link 31](#)
-  Manulife Financial Corp's revenues decreased -40.9% for the quarter ended September 2020 to \$13.38 billion from \$22.63 billion a year earlier, while net income rose +198.5% to \$2.03 billion from \$0.68 billion. [Quick Link 32](#)
-  Oversea-Chinese Banking Corporation Ltd's revenues decreased -4.5% for the quarter ended September 2020 to SGD2.54 billion from SGD2.66 billion a year earlier, while net profit fell -12.0% to SGD1.03 billion from SGD1.17 billion. [Quick Link 33](#)

### Health Care:




-  AstraZeneca Plc's revenues increased +2.7% for the quarter ended September 2020 to \$6.58 billion from \$6.41 billion a year earlier, while net profit rose +132.5% to \$651.0 million from \$280.0 million. [Quick Link 34](#)
-  Bayer AG reported a net loss of €2.74 billion for the quarter ended September 2020 compared to a net income of €1.04 billion a year earlier, while net sales decreased -13.4% to €8.51 billion from €9.83 billion. [Quick Link 35](#)
-  Alcon Inc reported a net loss of \$147.0 million for the quarter ended September 2020 compared to a net loss of \$66.0 million a year earlier, while net sales decreased -1.1% to \$1.82 billion from \$1.84 billion. [Quick Link 36](#)
-  Terumo Corp's revenues decreased -7.8% for the half year ended September 2020 to ¥283.30 billion from ¥307.28 billion a year earlier, while net profit fell -30.3% to ¥31.84 billion from ¥45.71 billion. [Quick Link 37](#)
-  Olympus Corp reported a net loss of ¥22.70 billion for the half year ended September 2020 compared to a net profit of ¥36.06 billion a year earlier, while revenues decreased -14.1% to ¥316.50 billion from ¥368.40 billion. [Quick Link 38](#)
-  Eisai Co Ltd's revenues increased +5.9% for the half year ended September 2020 to ¥317.04 billion from ¥299.27 billion a year earlier, while net profit fell -4.4% to ¥25.80 billion from ¥26.99 billion. [Quick Link 39](#)

### Industrials:





-  Siemens AG's revenues decreased -2.3% for the year ended September 2020 to €57.14 billion from €58.48 billion a year earlier, while net income fell -22.1% to €4.03 billion from €5.17 billion. [Quick Link 40](#)
-  Recruit Holdings Co Ltd's revenues decreased -6.2% for the quarter ended September 2020 to ¥569.13 billion from ¥606.79 billion a year earlier, while net profit fell -26.5% to ¥40.66 billion from ¥55.34 billion. [Quick Link 41](#)
-  Daikin Industries Ltd's net sales decreased -8.9% for the half year ended September 2020 to ¥1.23 trillion from ¥1.35 trillion a year earlier, while net profit fell -28.6% to ¥84.60 billion from ¥118.50 billion. [Quick Link 42](#)
-  Deutsche Post AG's revenues increased +4.4% for the quarter ended September 2020 to €16.24 billion from €15.55 billion a year earlier, while net profit rose +51.7% to €851.0 million from €561.0 million. [Quick Link 43](#)

-  Itochu's revenues decreased -10.4% for the half year ended September 2020 to ¥4.92 trillion from ¥5.49 trillion a year earlier, while net profit fell -12.6% to ¥252.51 billion from ¥289.07 billion. [Quick Link 44](#)
-  Experian Plc's revenues decreased -0.4% for the half year ended September 2020 to \$2.49 billion from \$2.50 billion a year earlier, while net profit fell -5.4% to \$333.0 million from \$352.0 million. [Quick Link 45](#)
-  SMC's net sales decreased -4.1% for the quarter ended September 2020 to ¥123.90 billion from ¥129.20 billion a year earlier, while net income fell -13.2% to ¥23.00 billion from ¥26.50 billion. [Quick Link 46](#)
-  Mitsubishi Corp's revenues decreased -25.8% for the quarter ended September 2020 to ¥5.73 trillion from ¥7.72 trillion a year earlier, while net profit fell -64.2% to ¥86.69 billion from ¥242.36 billion. [Quick Link 47](#)
-  Vestas Wind Systems AS's revenues increased +30.7% for the quarter ended September 2020 to EUR4.77 billion from EUR3.65 billion a year earlier, while net profit fell -7.2% to EUR284.0 million from EUR306.0 million. [Quick Link 48](#)


### Information Technology:

-  SK Hynix Inc's revenues increased +18.9% for the quarter ended September 2020 to KRW8.13 trillion from KRW6.84 trillion a year earlier, while net income rose +116.0% to KRW1.08 trillion from KRW0.50 trillion. [Quick Link 49](#)
-  Infineon Technologies AG's revenues increased +20.9% for the quarter ended September 2020 to €2.49 billion from €2.06 billion a year earlier, while net income fell -32.3% to €109.0 million from €161.0 million. [Quick Link 50](#)
-  Fujifilm Holdings Corp's revenues decreased -12.4% for the half year ended September 2020 to ¥0.99 trillion from ¥1.13 trillion a year earlier, while net income rose +10.6% to ¥67.61 billion from ¥61.15 billion. [Quick Link 51](#)





### Materials:

-  Barrick Gold Corp's revenues increased +32.1% for the quarter ended September 2020 to \$3.54 billion from \$2.68 billion a year earlier, while net income fell -61.4% to \$0.88 billion from \$2.28 billion. [Quick Link 52](#)
-  Koninklijke DSM NV's net sales decreased -3.9% for the quarter ended September 2020 to €1.96 billion from €2.04 billion a year earlier, while net profit fell -23.1% to €180.0 million from €234.0 million. [Quick Link 53](#)
-  Franco-Nevada Corp's revenues increased +18.7% for the quarter ended September 2020 to \$279.8 million from \$235.7 million a year earlier, while net income rose +51.5% to \$153.9 million from \$101.6 million. [Quick Link 54](#)
-  Nutrien Ltd reported a net loss of \$587.0 million for the quarter ended September 2020 compared to net earnings of \$141.0 million a year earlier, while net sales increased +1.0% to \$4.21 billion from \$4.17 billion. [Quick Link 55](#)

### Real Estate:

-  Vonovia SE reported a net profit of €260.1 million for the quarter ended September 2020 compared to a net loss of €71.2 million a year earlier, while revenues increased +8.7% to €784.3 million from €721.7 million. [Quick Link 56](#)

### Utilities:

-  Enel SpA's revenues decreased -19.0% for the nine months ended September 2020 to €48.05 billion from €59.33 billion a year earlier, while net income rose +139.0% to €3.68 billion from €1.54 billion. [Quick Link 57](#)
-  National Grid PLC's revenues increased +4.0% for the half year ended September 2020 to £6.54 billion from £6.29 billion a year earlier, while net profit rose +52.9% to £601.0 million from £393.0 million. [Quick Link 58](#)
-  RWE AG's revenues increased +11.3% for the quarter ended September 2020 to €2.96 billion from €2.66 billion a year earlier, while net income fell -93.1% to €0.57 billion from €8.26 billion. [Quick Link 59](#)
-  E.ON SE's net sales increased +76.2% for the quarter ended September 2020 to €12.81 billion from €7.27 billion a year earlier, while net income fell -64.0% to €0.62 billion from €1.72 billion. [Quick Link 60](#)

1. "SoftBank Group Corp Reports Second Quarter 2020 Results" [https://group.softbank/system/files/pdf/ir/financials/financial\\_reports/financial\\_report\\_q2fy2020\\_01\\_en.pdf](https://group.softbank/system/files/pdf/ir/financials/financial_reports/financial_report_q2fy2020_01_en.pdf) (Accessed November 24,2020).
2. "Nippon Telegraph & Telephone Corp Reports Six Months 2020 Results" [https://www.ntt.co.jp/news2020/2011efgz/pdf/rzkv201106b\\_all.pdf](https://www.ntt.co.jp/news2020/2011efgz/pdf/rzkv201106b_all.pdf) (Accessed November 24,2020).
3. "Deutsche Telekom Ag Reports Third Quarter 2020 Results" <https://www.telekom.com/resource/blob/611948/dcdfb407c19840ce9627fd56d017c13/dl-2020-q3-zwischenbericht-en-data.pdf> (Accessed November 26,2020).
4. "BCE Inc Reports Third Quarter 2020 Results" <https://www.bce.ca/investors/financial-reporting/2020-Q3/2020-q3-supplementary-information.pdf> (Accessed November 26,2020).
5. "Vodafone Group Plc Reports Half Year 2020 Results" <https://otp.tools.investis.com/clients/uk/vodafone4/rns/regulatory-story.aspx?newsid=1428858&cid=221%20> (Accessed November 27,2020).
6. "Cellnex Telecom S.A. Reports Nine Months 2020 Results" <https://www.cellnextelecom.com/content/uploads/2020/11/Cellnex-Results-3Q-2020-4.pdf> (Accessed November 27,2020).
7. "Toyota Motor Corp Reports Second Quarter 2021 Results" [https://global.toyota/pages/global\\_toyota/ir/financial-results/2021\\_2q\\_summary\\_en.pdf](https://global.toyota/pages/global_toyota/ir/financial-results/2021_2q_summary_en.pdf) (Accessed November 24,2020).
8. "Adidas Ag Reports Third Quarter 2020 Results" <https://bit.ly/3mi1Vim> (Accessed November 24,2020).
9. "Prosus Nv Reports Half Year 2020 Results" <https://www.prosus.com/getattachment/Investors/Overview/2-Prosus-condensed-consolidated-financial-statements,-Sep20.pdf.aspx?lang=en-US> (Accessed November 26,2020).
10. "Honda Motor Co Ltd Reports Half Year 2020 Results" [https://global.honda/content/dam/site/global/investors/cq\\_img/library/financialresult/FY202103\\_2Q\\_financial\\_result\\_e.pdf](https://global.honda/content/dam/site/global/investors/cq_img/library/financialresult/FY202103_2Q_financial_result_e.pdf) (Accessed November 26,2020).
11. "Cie Financiere Richemont Sa Reports Half Year 2020 Results" [https://www.richemont.com/images/investor\\_relations/reports/interim\\_reports/2020/interim\\_report\\_2020.pdf](https://www.richemont.com/images/investor_relations/reports/interim_reports/2020/interim_report_2020.pdf) (Accessed November 27,2020).
12. "Compass Group Plc Reports Full Year 2020 Results" <https://bit.ly/37oSE1E> (Accessed November 27,2020).
13. "Bayerische Motoren Werke Ag Reports Nine Months 2020 Results" [https://www.bmwgroup.com/content/dam/grpw/websites/bmwgroup\\_com/ir/downloads/en/2020/q3/BMW-Group-Financial-Statement-Q3-2020.xlsx](https://www.bmwgroup.com/content/dam/grpw/websites/bmwgroup_com/ir/downloads/en/2020/q3/BMW-Group-Financial-Statement-Q3-2020.xlsx) (Accessed November 27,2020).
14. "Koninklijke Ahold Nv Reports Third Quarter 2020 Results" <https://www.aholdelhaize.com/media/10465/ahold-delhaize-q3-2020-press-release.pdf> (Accessed November 27,2020).
15. "Alimentation Couche-Tard Inc Reports Second Quarter 2020 Results" <https://corpo.couche-tard.com/wp-content/uploads/2020/11/2021-Q2-Quarterly-Report-En.pdf> (Accessed November 30,2020).
16. "Enbridge Inc Reports Third Quarter 2020 Results" [https://www.enbridge.com/~/\\_media/Enb/Documents/Investor%20Relations/2020/2020\\_Q3\\_FinancialStatements\\_and\\_MDA.pdf](https://www.enbridge.com/~/_media/Enb/Documents/Investor%20Relations/2020/2020_Q3_FinancialStatements_and_MDA.pdf) (Accessed November 24,2020).
17. "Allianz SE Reports Third Quarter 2020 Results" [https://www.allianz.com/content/dam/onemarketing/azcom/Allianz\\_com/investor-relations/en/results/2020-3q/en-ir-release-3q-2020.pdf](https://www.allianz.com/content/dam/onemarketing/azcom/Allianz_com/investor-relations/en/results/2020-3q/en-ir-release-3q-2020.pdf) (Accessed November 30,2020).
18. "Hong Kong Exchanges and Clearing Ltd Reports Third Quarter 2020 Results" <https://www.hkex.com.hk/-/media/HKEX-Market/News/News-Release/2020/201111news/201111news.pdf> (Accessed November 24,2020).
19. "Mitsubishi Ufc Financial Group Inc Reports Half Year 2020 Results" [https://www.mufg.jp/dam/ir/fs/2020/pdf/summary2009\\_en.pdf](https://www.mufg.jp/dam/ir/fs/2020/pdf/summary2009_en.pdf) (Accessed November 26,2020).
20. "Westpac Banking Corp Reports Full Year 2020 Results" [https://www.westpac.com.au/content/dam/public/wbc/documents/pdf/aw/ic/ASX\\_Full\\_Year\\_Results\\_Announcement\\_2020.pdf](https://www.westpac.com.au/content/dam/public/wbc/documents/pdf/aw/ic/ASX_Full_Year_Results_Announcement_2020.pdf) (Accessed November 26,2020).
21. "National Australia Bank Ltd Reports Full Year 2020 Results" <https://www.nab.com.au/content/dam/nabrwd/documents/reports/corporate/2020-full-year-results-announcement.pdf> (Accessed November 26,2020).
22. "Brookfield Asset Management Inc Reports Third Quarter 2020 Results" [https://bam.brookfield.com/~/\\_media/Files/B/BrookField-BAM-IR-V2/press-releases-related-links/2020/Q3/F-BAM%20Q3%202020\\_Press\\_Release.pdf](https://bam.brookfield.com/~/_media/Files/B/BrookField-BAM-IR-V2/press-releases-related-links/2020/Q3/F-BAM%20Q3%202020_Press_Release.pdf) (Accessed November 26,2020).
23. "SMFG Reports Half Year 2020 Results" [https://www.smfg.co.jp/english/investor/financial/latest\\_statement/fy2020/fy2020\\_2q\\_e01.pdf](https://www.smfg.co.jp/english/investor/financial/latest_statement/fy2020/fy2020_2q_e01.pdf) (Accessed November 26,2020).
24. "BNP Paribas SA Reports Third Quarter 2020 Results" <https://invest.bnpparibas.com/documents/3q20-pr-98868> (Accessed November 30,2020).
25. "Intesa Sanpaolo Spa Reports Third Quarter 2020 Results" <https://bit.ly/36ifHMq> (Accessed November 27,2020).
26. "Munich Re Reports Third Quarter 2020 Results" <https://bit.ly/3mlCCMk> (Accessed November 30,2020).
27. "Tokio Marine Holdings Inc Reports Second Quarter 2020 Results" [https://www.tokiomarinehd.com/en/ir/event/presentation/2020/k82ffv000008t6p-att/2Q\\_FY2020\\_Summary\\_Report\\_e.pdf](https://www.tokiomarinehd.com/en/ir/event/presentation/2020/k82ffv000008t6p-att/2Q_FY2020_Summary_Report_e.pdf) (Accessed November 27,2020).
28. "Macquarie Group Ltd Reports Half Year 2020 Results" <https://www.macquarie.com/assets/macq/investor/results-and-presentations/2021/mgl-2021-half-year-interim-financial-report.pdf> (Accessed November 27,2020).
29. "Mizuho Financial Group Inc Reports Half Year 2020 Results" [https://www.mizuhogroup.com/binaries/content/assets/pdf/mizuhoglobal/investors/financial-information/financial-statements/data20\\_2q.pdf](https://www.mizuhogroup.com/binaries/content/assets/pdf/mizuhoglobal/investors/financial-information/financial-statements/data20_2q.pdf) (Accessed November 27,2020).
30. "DBS Group Holdings Reports Third Quarter 2020 Results" [https://www.dbs.com/iwov-resources/images/investors/quarterly-financials/2020/3Q20\\_trading\\_update.pdf](https://www.dbs.com/iwov-resources/images/investors/quarterly-financials/2020/3Q20_trading_update.pdf) (Accessed November 27,2020).
31. "ING Groep Nv Reports Third Quarter 2020 Results" <https://www.ing.com/Investor-relations/Financial-performance/Quarterly-results/ING-posts-3Q2020-net-result-of-788-million-1.htm> (Accessed November 30,2020).



## Quick Links (cont'd)

32. "Manulife Financial Corp Reports Third Quarter 2020 Results" [https://www.manulife.com/content/dam/corporate/investors/MFC\\_SIP\\_2020\\_Q3\\_EN.pdf](https://www.manulife.com/content/dam/corporate/investors/MFC_SIP_2020_Q3_EN.pdf) (Accessed November 27,2020).
33. "OCBC Reports Third Quarter 2020 Results" <https://www.ocbc.com/iwov-resources/sg/ocbc/gbc/pdf/investors/quarterly-results/ocbc%203q20%20results%20presentation.pdf> (Accessed November 30,2020).
34. "AstraZeneca Plc Reports Third Quarter 2020 Results" [https://www.astrazeneca.com/content/dam/az/PDF/2020/q3/Year-to-date\\_and\\_Q3\\_2020\\_results\\_announcement.pdf](https://www.astrazeneca.com/content/dam/az/PDF/2020/q3/Year-to-date_and_Q3_2020_results_announcement.pdf) (Accessed November 24,2020).
35. "Bayer Ag Reports Third Quarter 2020 Results" <https://www.bayer.com/sites/default/files/bayer-ag-quarterly-statement-q3-2020.pdf> (Accessed November 26,2020).
36. "Alcon Inc Reports Third Quarter 2020 Results" [https://s1.q4cdn.com/963204942/files/doc\\_financials/2020/q3/Alcon-Q3-2020-Press-Release-\(1\).pdf](https://s1.q4cdn.com/963204942/files/doc_financials/2020/q3/Alcon-Q3-2020-Press-Release-(1).pdf) (Accessed November 27,2020).
37. "Terumo Corp Reports Half Year 2020 Results" [https://www.terumo.com/investors/library/data/2020/1105/FinancialResults\\_21Q2\\_E.pdf](https://www.terumo.com/investors/library/data/2020/1105/FinancialResults_21Q2_E.pdf) (Accessed November 27,2020).
38. "Olympus Corp Reports Half Year 2020 Results" [https://www.olympus-global.com/ir/data/brief/pdf/Olympus\\_Q2FY2021\\_Consolidated\\_Financial\\_Results\\_E.pdf](https://www.olympus-global.com/ir/data/brief/pdf/Olympus_Q2FY2021_Consolidated_Financial_Results_E.pdf) (Accessed November 27,2020).
39. "Eisai Co Ltd Reports Half Year 2020 Results" [https://www.eisai.com/ir/library/settlement/pdf/e2021Q2\\_51.pdf](https://www.eisai.com/ir/library/settlement/pdf/e2021Q2_51.pdf) (Accessed November 27,2020).
40. "Siemens Ag Reports Full Year 2020 Results" <https://assets.new.siemens.com/siemens/assets/api/uuid:fcdf5aa0-bb77-4b85-92c4-8348bc56e477/2020-q4-earnings-release-en.pdf> (Accessed November 24,2020).
41. "Recruit Holdings Co Ltd Reports Third Quarter 2020 Results" [https://recruit-holdings.com/ir/library/upload/report\\_202103Q2\\_er\\_en.pdf](https://recruit-holdings.com/ir/library/upload/report_202103Q2_er_en.pdf) (Accessed November 24,2020).
42. "Daikin Industries Ltd Reports Half Year 2020 Results" <https://www.daikin.com/investor/data/zaimu/2021/hosoku201105.pdf> (Accessed November 26,2020).
43. "Deutsche Post Ag Reports Third Quarter 2020 Results" <https://www.dpdhl.com/content/dam/dpdhl/en/media-center/investors/documents/interim-reports/2020/DPDHL-Quarterly-Statement-Q3-2020.pdf> (Accessed November 26,2020).
44. "Itochu Reports Half Year 2020 Results" [https://www.itochu.co.jp/en/ir/financial\\_statements/2021/\\_icsFiles/afieldfile/2020/11/04/21\\_2nd\\_01\\_e.pdf](https://www.itochu.co.jp/en/ir/financial_statements/2021/_icsFiles/afieldfile/2020/11/04/21_2nd_01_e.pdf) (Accessed November 27,2020).
45. "Experian Plc Reports Half Year 2020 Results" <https://www.experianplc.com/media/4090/experian-half-year-fy21-results.pdf> (Accessed November 27,2020).
46. "SMC Reports Third Quarter 2020 Results" <https://contents.xj-storage.jp/xcontents/AS00674b/6dd9acb0/5b05/4c51/89f5/596d04d2557e/20201117132422936s.pdf> (Accessed November 27,2020).
47. "Mitsubishi Corp Reports Third Quarter 2020 Results" <https://www.mitsubishicorp.com/jp/en/ir/library/earnings/pdf/202011e.pdf> (Accessed November 27,2020).
48. "Vestas Wind Systems As Reports Third Quarter 2020 Results" [https://www.vestas.com/~/\\_media/vestas/investor/investor%20pdf/financial%20reports/2020/q3/201104\\_36\\_company\\_announcement.pdf](https://www.vestas.com/~/_media/vestas/investor/investor%20pdf/financial%20reports/2020/q3/201104_36_company_announcement.pdf) (Accessed November 27,2020).
49. "SK Hynix Inc Reports Third Quarter 2020 Results" <https://news.skhynix.com/sk-hynix-inc-reports-third-quarter-2020-results/> (Accessed November 30,2020).
50. "Infineon Technologies Ag Reports Third Quarter 2020 Results" <https://www.infineon.com/dgdl/INFXX202011-013e.pdf?filed=5546d461758eab830175ab66b8b40006> (Accessed November 26,2020).
51. "Fujifilm Holdings Corp Reports Half Year 2020 Results" [https://ir.fujifilm.com/en/investors/ir-news/auto\\_20201109418429/pdfFile.pdf](https://ir.fujifilm.com/en/investors/ir-news/auto_20201109418429/pdfFile.pdf) (Accessed November 27,2020).
52. "Barrick Gold Corp Reports Third Quarter 2020 Results" <https://www.bing.com/search?q=united+states+dollar+symbol&cvd=2a0ba48848a94f42b1a240f41ec02b9d&FORM=ANAB01&PC=HCTS> (Accessed November 26,2020).
53. "Koninklijke Dsm Nv Reports Third Quarter 2020 Results" [https://www.dsm.com/content/dam/dsm/corporate/en\\_US/documents/33-20-dsm-q3-2020-results.pdf](https://www.dsm.com/content/dam/dsm/corporate/en_US/documents/33-20-dsm-q3-2020-results.pdf) (Accessed November 27,2020).
54. "Franco-Nevada Corp Reports Third Quarter 2020 Results" [https://s21.q4cdn.com/700333554/files/doc\\_financials/2020/q3/Franco-Nevada-Reports-Q3-Results-\(FINAL\)-2020-11-04.pdf](https://s21.q4cdn.com/700333554/files/doc_financials/2020/q3/Franco-Nevada-Reports-Q3-Results-(FINAL)-2020-11-04.pdf) (Accessed November 27,2020).
55. "Nutrien Ltd Reports Third Quarter 2020 Results" <https://www.nutrien.com/investors/news-releases/2020-nutrien-delivers-improved-operating-results-ag-fundamentals-continue> (Accessed November 27,2020).
56. "Vonovia Se Reports Third Quarter 2020 Results" <https://investoren.vonovia.de/download/companies/deutscheanningtonimmo/Quarterly%20Reports/DE000A1ML7J1-Q3-2020-EQ-E-00.pdf> (Accessed November 26,2020).
57. "Enel Spa Reports Nine months 2020 Results" <https://www.enel.com/content/dam/enel-common/press/en/2020-November/Enel%20nine%20months%202020.pdf> (Accessed November 24,2020).
58. "National Grid Plc Reports Half Year 2020 Results" <https://ngrid.com/2Jxc2BC> (Accessed November 26,2020).
59. "Rwe Ag Reports Third Quarter 2020 Results" <https://www.group.rwe/-/media/RWE/documents/05-investor-relations/2020-Q3/RWE-interim-statement-Q1-Q3-2020.pdf?la=en> (Accessed November 27,2020).
60. "E.ON Se Reports Third Quarter 2020 Results" [https://www.eon.com/content/dam/eon/eon-com/investors/interim-report/QM3\\_2020\\_US\\_final.pdf](https://www.eon.com/content/dam/eon/eon-com/investors/interim-report/QM3_2020_US_final.pdf) (Accessed November 27,2020).