

# SND2000 Report

## Monthly Report on the Developed International 2000

### July 2020

### Index Fundamentals

<b>TTM Div. Yield</b> <u>MXEA</u> <u>SND2000</u> 2.94      2.83		<b>Forward Div. Yield</b> <u>MXEA</u> <u>SND2000</u> 2.93      2.85		<b>Forecast</b> <u>MXEA</u> <u>SND2000</u> -0.34%      +0.71%	
---	--	---	--	---	--

Source: Bloomberg

### Index Performance

Total Return Price Appreciation	
<b>1 Month</b>	<b>3.49%</b>
<b>YTD</b>	<b>-7.05%</b>
<b>1 Year</b>	<b>1.59%</b>
<b>3 Year</b>	<b>5.74%</b>
<b>5 Year</b>	<b>20.14%</b>
<b>Inception</b>	<b>115.42%</b>

Compound Annual Growth Rate	
<b>1 Year</b>	<b>1.59%</b>
<b>3 Year</b>	<b>1.88%</b>
<b>5 Year</b>	<b>3.74%</b>
<b>Since Inception</b>	<b>3.79%</b>

\*Returns under 1 year are not annualized



Source: S-Network as of 07/31/2020

SND2000 Sector Performance (06/30/20 – 07/31/20)	
<b>Communication Services</b>	<b>3.82%</b>
<b>Consumer Discretionary</b>	<b>1.24%</b>
<b>Consumer Staples</b>	<b>4.14%</b>
<b>Energy</b>	<b>-1.74%</b>
<b>Financials</b>	<b>1.18%</b>
<b>Health Care</b>	<b>1.45%</b>
<b>Industrials</b>	<b>2.14%</b>
<b>Information Technology</b>	<b>9.41%</b>
<b>Materials</b>	<b>6.88%</b>
<b>Real Estate</b>	<b>-0.91%</b>
<b>Utilities</b>	<b>4.83%</b>







Leading Movers				
Company Name	Ticker	Opening	Closing	Change
SEEGENE INC	096530 KS	93.78	218.57	<b>133.07%</b>
ADEVINTA ASA	ADE NO	10.04	16.17	<b>61.06%</b>
NELES OYJ	NELES FH	9.04	14.47	<b>60.11%</b>
KAINOS GROUP PLC	KNOS LN	9.25	14.44	<b>56.11%</b>
FRESNILLO PLC	FRES LN	10.40	16.18	<b>55.58%</b>

Lagging Movers				
Company Name	Ticker	Opening	Closing	Change
ANGES INC	4563 JP	20.72	13.59	<b>-34.41%</b>
CINEWORLD GROUP PLC	CINE LN	0.75	0.50	<b>-33.33%</b>
BOOHOO GROUP PLC	BOO LN	5.09	3.43	<b>-32.61%</b>
MICRO FOCUS INTL.	MCRO LN	5.34	3.64	<b>-31.84%</b>
AEON FINANCIAL SERVICE CO LTD	8570 JP	10.89	7.50	<b>-31.13%</b>







## Communication Services:

-  KDDI Corp's revenues decreased -0.8% for the quarter ended June 2020 to ¥1.24 trillion from ¥1.25 trillion a year earlier, while net profit rose +12.2% to ¥182.32 billion from ¥162.55 billion. [Quick Link 1](#)
-  Naver Corp's revenues increased +16.6% for the quarter ended June 2020 to KRW1.90 trillion from KRW1.63 trillion a year earlier, while net income rose +226.3% to KRW90.70 billion from KRW27.80 billion. [Quick Link 2](#)




## Consumer Discretionary:

-  LVMH Moët Hennessy Louis Vuitton SA's revenues decreased -26.7% for the half year ended June 2020 to €18.39 billion from €25.08 billion a year earlier, while net profit fell -84.1% to €0.52 billion from €3.27 billion. [Quick Link 3](#)
-  Kering SA's revenues decreased -29.6% for the half year ended June 2020 to €5.38 billion from €7.64 billion a year earlier, while net income fell -56.2% to €283.8 million from €648.1 million. [Quick Link 4](#)
-  Essilorluxottica's revenues decreased -29.0% for the half year ended June 2020 to €6.23 billion from €8.78 billion a year earlier, while net profit fell -99.0% to €0.01 billion from €1.05 billion. [Quick Link 5](#)
-  Fast Retailing Co Ltd's revenues decreased -15.4% for the nine months ended May 2020 to ¥1.54 trillion from ¥1.82 trillion a year earlier, while net profit fell -47.4% to ¥91.48 billion from ¥173.99 billion. [Quick Link 6](#)
-  Oriental Land reported a net loss of ¥24.87 billion for the quarter ended June 2020 compared to a net profit of ¥22.92 billion a year earlier, while net sales decreased -94.9% to ¥6.16 billion from ¥120.55 billion. [Quick Link 7](#)
-  Hermes International's revenues decreased -24.1% for the half year ended June 2020 to €2.49 billion from €3.28 billion a year earlier, while net profit fell -55.6% to €335.0 million from €754.0 million. [Quick Link 8](#)




## Consumer Staples:





-  Nestlé Sa Reg's net sales decreased -9.5% for the half year ended June 2020 to CHF41.15 billion from CHF45.46 billion a year earlier, while net profit rose +18.3% to CHF5.88 billion from CHF4.97 billion. [Quick Link 9](#)
-  Unilever Plc's revenues decreased -1.6% for the half year ended June 2020 to €25.71 billion from €26.13 billion a year earlier, while net profit rose +9.0% to €3.28 billion from €3.01 billion. [Quick Link 10](#)
-  L'Oréal SA's net sales decreased -11.7% for the half year ended June 2020 to €13.08 billion from €14.81 billion a year earlier, while net profit fell -18.3% to €2.36 billion from €2.89 billion. [Quick Link 11](#)
-  Reckitt Benckiser Group Plc's revenues increased +10.7% for the half year ended June 2020 to £6.91 billion from £6.24 billion a year earlier, while net income rose +881.8% to £1.08 billion from £0.11 billion. [Quick Link 12](#)
-  Danone SA's revenues decreased -3.6% for the half year ended June 2020 to €12.19 billion from €12.65 billion a year earlier, while net income fell -1.9% to €1.02 billion from €1.04 billion. [Quick Link 13](#)
-  Kao Corp's net sales decreased -7.5% for the half year ended June 2020 to ¥667.16 billion from ¥721.40 billion a year earlier, while net income fell -11.7% to ¥50.60 billion from ¥57.30 billion. [Quick Link 14](#)

## Energy:












-  Total SA reported a net loss of \$8.42 billion for the quarter ended June 2020 compared to a net income of \$2.80 billion a year earlier, while net sales decreased -49.8% to \$25.73 billion from \$51.24 billion. [Quick Link 15](#)
-  Enbridge Inc's revenues decreased -40.0% for the quarter ended June 2020 to CAD7.96 billion from CAD13.26 billion a year earlier, while net earnings fell -5.2% to CAD1.65 billion from CAD1.74 billion. [Quick Link 16](#)
-  TransCanada Corp's revenues decreased -8.3% for the quarter ended June 2020 to CAD3.09 billion from CAD3.37 billion a year earlier, while net income rose +13.3% to CAD1.28 billion from CAD1.13 billion. [Quick Link 17](#)

## Financials:









-  BNP Paribas SA's revenues increased +4.1% for the quarter ended June 2020 to €11.68 billion from €11.22 billion a year earlier, while net income fell -6.9% to €2.30 billion from €2.47 billion. [Quick Link 18](#)
-  UBS Group AG's revenues decreased -1.7% for the quarter ended June 2020 to \$7.40 billion from \$7.53 billion a year earlier, while net profit fell -23.1% to \$1.23 billion from \$1.60 billion. [Quick Link 19](#)
-  Banco Santander SA reported a net loss of €10.80 billion for the half year ended June 2020 compared to a net profit of €3.23 billion a year earlier, while revenues decreased -8.9% to €22.27 billion from €24.44 billion. [Quick Link 20](#)



-  SMFG's revenues decreased -16.4% for the quarter ended June 2020 to ¥0.97 trillion from ¥1.16 trillion a year earlier, while net profit fell -60.1% to ¥86.10 billion from ¥215.73 billion. [Quick Link 21](#)
-  Deutsche Boerse AG's net sales increased +9.2% for the quarter ended June 2020 to €892.9 million from €817.4 million a year earlier, while net profit fell -3.8% to €256.7 million from €266.9 million. [Quick Link 22](#)
-  London Stock Exchange Group Plc's revenues increased +3.9% for the half year ended June 2020 to £1.06 billion from £1.02 billion a year earlier, while net profit fell -8.1% to £226.0 million from £246.0 million. [Quick Link 23](#)
-  Mizuho Financial Group Inc's revenues decreased -15.5% for the quarter ended June 2020 to ¥835.84 billion from ¥988.83 billion a year earlier, while net profit fell -24.7% to ¥122.38 billion from ¥162.44 billion. [Quick Link 24](#)

### Health Care:










-  Roche Hldgs Ag Ptg Genus's revenues decreased -4.3% for the half year ended June 2020 to CHF30.38 billion from CHF31.75 billion a year earlier, while net income fell -6.3% to CHF8.08 billion from CHF8.62 billion. [Quick Link 25](#)
-  Novartis Ag Reg's net sales decreased -3.5% for the quarter ended June 2020 to \$11.35 billion from \$11.76 billion a year earlier, while net income fell -11.4% to \$1.87 billion from \$2.11 billion. [Quick Link 26](#)
-  AstraZeneca Plc's revenues increased +11.7% for the half year ended June 2020 to \$12.63 billion from \$11.31 billion a year earlier, while net profit rose +122.4% to \$1.49 billion from \$0.67 billion. [Quick Link 27](#)
-  Sanofiventis reported a net income of €7.60 billion for the quarter ended June 2020 compared to a net loss of €0.90 billion a year earlier, while net sales decreased -4.9% to €8.21 billion from €8.63 billion. [Quick Link 28](#)
-  GlaxoSmithKline's revenues decreased -2.4% for the quarter ended June 2020 to £7.62 billion from £7.81 billion a year earlier, while net profit rose +135.4% to £2.26 billion from £0.96 billion. [Quick Link 29](#)
-  Takeda Pharmaceutical Co Ltd's revenues decreased -5.6% for the quarter ended June 2020 to ¥801.85 billion from ¥849.12 billion a year earlier, while net profit rose sharply to ¥82.51 billion from ¥7.01 billion. [Quick Link 30](#)
-  Daiichi Sankyo Co Ltd's revenues decreased -4.9% for the quarter ended June 2020 to ¥236.95 billion from ¥249.24 billion a year earlier, while net profit fell -26.5% to ¥31.86 billion from ¥43.35 billion. [Quick Link 31](#)
-  Koninklijke Philips NV's net sales decreased -5.8% for the quarter ended June 2020 to €4.40 billion from €4.67 billion a year earlier, while net income fell -14.6% to €210.0 million from €246.0 million. [Quick Link 32](#)
-  Lonza Ag's net sales increased +3.0% for the half year ended June 2020 to CHF3.07 billion from CHF2.98 billion a year earlier, while net profit rose +59.5% to CHF477.0 million from CHF299.0 million. [Quick Link 33](#)
-  Hoya Corp's revenues decreased -22.4% for the quarter ended June 2020 to ¥109.33 billion from ¥140.82 billion a year earlier, while net profit fell -13.9% to ¥25.88 billion from ¥30.05 billion. [Quick Link 34](#)
-  Chugai Pharmaceutical Co Ltd's revenues increased +14.7% for the half year ended June 2020 to ¥368.12 billion from ¥320.89 billion a year earlier, while net income rose +47.7% to ¥102.29 billion from ¥69.25 billion. [Quick Link 35](#)

### Industrials:





-  Canadian National Railway Co's revenues decreased -18.9% for the quarter ended June 2020 to CAD3.21 billion from CAD3.96 billion a year earlier, while net income fell -58.8% to CAD0.56 billion from CAD1.36 billion. [Quick Link 36](#)
-  Schneider Electric SA's revenues decreased -12.3% for the half year ended June 2020 to €11.58 billion from €13.20 billion a year earlier, while net income fell -22.0% to €775.0 million from €993.0 million. [Quick Link 37](#)
-  VINCI SA reported a net loss of €0.29 billion for the half year ended June 2020 compared to a net income of €1.36 billion a year earlier, while revenues decreased -14.9% to €18.49 billion from €21.73 billion. [Quick Link 38](#)
-  Reed Elsevier Plc's revenues decreased -10.0% for the half year ended June 2020 to £3.50 billion from £3.89 billion a year earlier, while net profit fell -29.7% to £548.0 million from £779.0 million. [Quick Link 39](#)
-  Airbus Group NV reported a net loss of €1.92 billion for the half year ended June 2020 compared to a net income of €1.20 billion a year earlier, while revenues decreased -38.6% to €18.95 billion from €30.87 billion. [Quick Link 40](#)
-  ABB Ltd's revenues decreased -14.2% for the quarter ended June 2020 to \$6.15 billion from \$7.17 billion a year earlier, while net income rose +398.4% to \$319.0 million from \$64.0 million. [Quick Link 41](#)
-  Atlas Copco's revenues decreased -5.8% for the quarter ended June 2020 to SEK24.10 billion from SEK25.58 billion a year earlier, while net profit fell -23.3% to SEK3.13 billion from SEK4.08 billion. [Quick Link 42](#)
-  FANUC Corp's net sales decreased -18.8% for the quarter ended June 2020 to ¥109.26 billion from ¥134.63 billion a year earlier, while net income fell -61.0% to ¥9.09 billion from ¥23.28 billion. [Quick Link 43](#)

-  Safran SA's revenues decreased -27.5% for the half year ended June 2020 to €8.77 billion from €12.10 billion a year earlier, while net profit fell -63.0% to €0.50 billion from €1.35 billion. [Quick Link 44](#)
-  Central Japan Railway Co reported a net loss of ¥72.65 billion for the quarter ended June 2020 compared to a net income of ¥131.33 billion a year earlier, while revenues decreased -72.7% to ¥128.73 billion from ¥471.36 billion. [Quick Link 45](#)



### Information Technology:

-  Taiwan Semiconductor Manufacturing Co Ltd's revenues increased +28.9% for the quarter ended June 2020 to NTD310.7 billion from NTD241.0 billion a year earlier, while net income rose +80.9% to NTD120.8 billion from NTD66.8 billion. [Quick Link 46](#)
-  Samsung Electronics Co Ltd's net sales decreased -5.6% for the quarter ended June 2020 to KRW52.97 trillion from KRW56.13 trillion a year earlier, while net profit rose +8.5% to KRW5.49 trillion from KRW5.06 trillion. [Quick Link 47](#)
-  ASML Holding NV's net sales increased +31.9% for the quarter ended June 2020 to €2.44 billion from €1.85 billion a year earlier, while net income rose +57.8% to €751.00 billion from €476.00 billion. [Quick Link 48](#)
-  SAP SE's revenues increased +1.5% for the quarter ended June 2020 to €6.73 billion from €6.63 billion a year earlier, while net profit rose +48.8% to €866.0 million from €582.0 million. [Quick Link 49](#)
-  Shopify Inc reported a net income of \$36.0 million for the quarter ended June 2020 compared to a net loss of \$28.7 million a year earlier, while revenues increased +97.3% to \$714.3 million from \$362.0 million. [Quick Link 50](#)
-  Tokyo Electron Ltd's net sales increased +45.5% for the quarter ended June 2020 to ¥314.82 billion from ¥216.42 billion a year earlier, while net income rose +77.0% to ¥56.45 billion from ¥31.89 billion. [Quick Link 51](#)
-  Murata Manufacturing Co Ltd's net sales decreased -8.6% for the quarter ended June 2020 to ¥326.80 billion from ¥357.56 billion a year earlier, while net income fell -15.5% to ¥39.58 billion from ¥46.83 billion. [Quick Link 52](#)
-  NXP Semiconductors NV reported a net loss of \$214.0 million for the quarter ended June 2020 compared to a net income of \$41.0 million a year earlier, while revenues decreased -18.0% to \$1.82 billion from \$2.22 billion. [Quick Link 53](#)
-  Hitachi Ltd's revenues decreased -21.7% for the quarter ended June 2020 to ¥1.59 trillion from ¥2.03 trillion a year earlier, while net income rose +85.6% to ¥223.25 billion from ¥120.30 billion. [Quick Link 54](#)

### Materials:

-  Rio Tinto Ltd's revenues decreased -6.6% for the half year ended June 2020 to \$19.36 billion from \$20.72 billion a year earlier, while net earnings fell -19.6% to \$3.32 billion from \$4.13 billion. [Quick Link 55](#)
-  Air Liquide SA's net sales decreased -6.2% for the half year ended June 2020 to €10.27 billion from €10.95 billion a year earlier, while net profit rose +1.9% to €1.08 billion from €1.06 billion. [Quick Link 56](#)
-  BASF SE reported a net loss of €0.88 billion for the quarter ended June 2020 compared to a net income of €5.95 billion a year earlier, while net sales decreased -12.4% to €12.68 billion from €14.48 billion. [Quick Link 57](#)
-  Shin-Etsu Chemical Co Ltd's net sales decreased -7.0% for the quarter ended June 2020 to ¥359.34 billion from ¥386.21 billion a year earlier, while net income fell -17.5% to ¥69.31 billion from ¥84.03 billion. [Quick Link 58](#)

### Utilities:

-  Iberdrola SA's revenues decreased -9.9% for the half year ended June 2020 to €16.47 billion from €18.28 billion a year earlier, while net profit rose +12.2% to €1.84 billion from €1.64 billion. [Quick Link 59](#)
-  Enel SpA's revenues decreased -18.5% for the half year ended June 2020 to €33.38 billion from €40.97 billion a year earlier, while net profit fell -12.2% to €1.95 billion from €2.22 billion. [Quick Link 60](#)

1. "KDDI Corp Reports First-Quarter 2020 Results" [https://www.kddi.com/extlib/files/english/corporate/ir/library/presentation/2021/pdf/kddi\\_200731\\_e\\_statement\\_full\\_xzE6ba.pdf](https://www.kddi.com/extlib/files/english/corporate/ir/library/presentation/2021/pdf/kddi_200731_e_statement_full_xzE6ba.pdf) (Accessed August 3, 2020).
2. "Naver Corp Reports Second-Quarter 2020 Results" [https://www.navercorp.com/navercorp\\_ir/earningsRelease/2020/2Q20\\_Naver\\_Earnings\\_Eng\\_Final.pdf](https://www.navercorp.com/navercorp_ir/earningsRelease/2020/2Q20_Naver_Earnings_Eng_Final.pdf) (Accessed August 3, 2020).
3. "LVMH Reports Half Year 2020 Results" <https://www.lvmh.com/news-documents/press-releases/lvmh-shows-good-resilience-in-the-first-half-of-2020/> (Accessed August 3, 2020).
4. "Kering SA Reports Half-Year 2020 Results" <https://keringcorporate.dam.kering.com/m/4db263a0136cbf69/original/2020-First-half-results.pdf> (Accessed August 3, 2020).
5. "Essilorluxottica Reports Half-Year 2020 Results" [https://www.essilorluxottica.com/sites/default/files/documents/2020-07/H1%202020%20Results\\_Press%20release\\_FINAL\\_EN.pdf](https://www.essilorluxottica.com/sites/default/files/documents/2020-07/H1%202020%20Results_Press%20release_FINAL_EN.pdf) (Accessed August 3, 2020).
6. "Fast Retailing Co Ltd Reports Results for the First Nine Months of 2020" [https://www.fastretailing.com/eng/ir/library/pdf/tanshin202008\\_3q\\_eng.pdf](https://www.fastretailing.com/eng/ir/library/pdf/tanshin202008_3q_eng.pdf) (Accessed August 4, 2020).
7. "Oriental Land Reports First-Quarter 2020 Results" <http://www.olc.co.jp/en/ir/latest/main/00/teaserItems2/00/linkList/0/link/s2021-01e.pdf> (Accessed August 4, 2020).
8. "Hermes International Reports Half-Year 2020 Results" <https://finance.hermes.com/var/finances/storage/original/application/bc81099768420fe298b4063a5cf29091.pdf> (Accessed August 4, 2020).
9. "Nestle Sa Reg Reports Half Year 2020 Results" <https://www.nestle.com/sites/default/files/2020-07/2020-half-year-report-en.pdf> (Accessed August 3, 2020).
10. "Unilever Plc Reports Half Year 2020 Results" [https://www.unilever.com/Images/ir-q2-2020-full-announcement\\_tcm244-553393\\_en.pdf](https://www.unilever.com/Images/ir-q2-2020-full-announcement_tcm244-553393_en.pdf) (Accessed August 4, 2020).
11. "L'Oreal SA Reports Half Year 2020 Results" <https://www.loreal-finance.com/eng/news-release/2020-half-year-results> (Accessed August 3, 2020).
12. "Reckitt Benckiser Group Plc Reports Half Year 2020 Results" <https://www.rb.com/media/6553/hy-2020-press-release-1.pdf> (Accessed August 3, 2020).
13. "Danone SA Reports Half Year 2020 Results" [https://www.danone.com/content/dam/danone-corp/danone-com/investors/en-all-publications/2020/pressreleases/PR\\_Danone\\_H1\\_2020.pdf](https://www.danone.com/content/dam/danone-corp/danone-com/investors/en-all-publications/2020/pressreleases/PR_Danone_H1_2020.pdf) (Accessed August 3, 2020).
14. "Kao Corp Reports Half-Year 2020 Results" <https://www.kao.com/content/dam/sites/kao/www-kao-com/global/en/investor-relations/pdf/results-fy2020-q2-all.pdf> (Accessed August 3, 2020).
15. "Total SA Reports Second-Quarter 2020 Results" <https://www.total.com/system/files/documents/2020-07/2q20-results.pdf> (Accessed August 3, 2020).
16. "Enbridge Inc Reports Second-Quarter 2020 Results" <https://bit.ly/3a1Hwcc> (Accessed August 3, 2020).
17. "TransCanada Corp Reports Second-Quarter 2020 Results" <https://www.tcenergy.com/siteassets/pdfs/investors/reports-and-filings/annual-and-quarterly-reports/2020/tc-2020-q2-quarterly-report.pdf> (Accessed August 3, 2020).
18. "BNP Paribas SA Reports Second-Quarter 2020 Results" <https://invest.bnpparibas.com/documents/2q20-pr-56325> (Accessed August 3, 2020).
19. "UBS Group AG Reports Second-Quarter 2020 Results" <https://bit.ly/30p6Q8A> (Accessed August 4, 2020).
20. "Banco Santander SA Reports Half-Year 2020 Results" <https://www.santander.com/content/dam/santander-com/en/documentos/resultados-trimestrales/2020/2q/rt-2t-2020-informe-financiero-en.pdf> (Accessed August 3, 2020).
21. "SMFG Reports First-Quarter 2020 Results" [https://www.smfg.co.jp/english/investor/financial/latest\\_statement/fy2020/fy2020\\_1q\\_e01.pdf](https://www.smfg.co.jp/english/investor/financial/latest_statement/fy2020/fy2020_1q_e01.pdf) (Accessed August 3, 2020).
22. "Deutsche Boerse AG Reports Second-Quarter 2020 Results" [https://www.deutsche-boerse.com/resource/blob/2076224/ec157ae93cf2a106bdd7a9795081c0fd/data/gdb-quartalsbericht-q2-2020\\_en.pdf](https://www.deutsche-boerse.com/resource/blob/2076224/ec157ae93cf2a106bdd7a9795081c0fd/data/gdb-quartalsbericht-q2-2020_en.pdf) (Accessed August 3, 2020).
23. "London Stock Exchange Group Plc Reports Half-Year 2020 Results" <https://www.lseg.com/sites/default/files/content/documents/LSEG%20Interim%20results%202020%20H1%20RNS%2031Jul2020.pdf> (Accessed August 3, 2020).
24. "Mizuho Financial Group Inc Reports First-Quarter 2020 Results" [https://www.mizuho-fg.com/investors/financial/fin\\_statements/pdf/data20\\_1q.pdf](https://www.mizuho-fg.com/investors/financial/fin_statements/pdf/data20_1q.pdf) (Accessed August 4, 2020).
25. "Roche Reports Half Year 2020 Results" <https://www.roche.com/dam/jcr:adb6371d-d47b-40f1-8aa9-3f9ca2bc2a6f/en/hy20e.pdf> (Accessed August 4, 2020).
26. "Novartis Ag Reg Reports Second-Quarter 2020 Results" <https://www.novartis.com/sites/www.novartis.com/files/q2-2020-media-release-en.pdf> (Accessed August 4, 2020).
27. "AstraZeneca Plc Reports Half Year 2020 Results" [https://www.astrazeneca.com/content/dam/az/PDF/2020/h1-2020/H1\\_2020\\_results\\_announcement.pdf](https://www.astrazeneca.com/content/dam/az/PDF/2020/h1-2020/H1_2020_results_announcement.pdf) (Accessed August 3, 2020).
28. "Sanofiventis Reports Second Quarter 2020 Results" <https://bit.ly/3kddVRs> (Accessed August 3, 2020).
29. "GlaxoSmithKline Reports Second-Quarter 2020 Financial Results" <https://www.gsk.com/media/6064/q2-2020-results-announcement.pdf> (Accessed August 3, 2020).
30. "Takeda Pharmaceutical Co Ltd Reports First-Quarter 2020 Results" [https://www.takeda.com/4a2679/siteassets/system/investors/report/quarterlyannouncements/fy2020/qr2020\\_q1\\_quarterly-financial-report\\_en.pdf](https://www.takeda.com/4a2679/siteassets/system/investors/report/quarterlyannouncements/fy2020/qr2020_q1_quarterly-financial-report_en.pdf) (Accessed August 3, 2020).
31. "Daiichi Sankyo Co Ltd Reports First-Quarter 2020 Results" [https://www.daiichisankyo.com/media\\_investors/investor\\_relations/ir\\_calendar/files/005480/FY2020%20Q1%20Financial%20Results.pdf](https://www.daiichisankyo.com/media_investors/investor_relations/ir_calendar/files/005480/FY2020%20Q1%20Financial%20Results.pdf) (Accessed August 3, 2020).
32. "Philips Reports Second-Quarter 2020 Results" <https://www.results.philips.com/publications/q220/downloads/pdf/en/philips-second-quarter-results-2020-report.pdf?v=20200720194735> (Accessed August 4, 2020).

## Quick Links (cont'd)

33. "Lonza Ag Reports Half Year 2020 Results" [https://www.lonza.com/-/media/Lonza/Lonzacom/investor-relations/Financial%20Reports/H12020\\_report.PDF](https://www.lonza.com/-/media/Lonza/Lonzacom/investor-relations/Financial%20Reports/H12020_report.PDF) (Accessed August 4, 2020).
34. "Hoya Corp Reports First-Quarter 2020 Results" <https://ssl4.eir-parts.net/doc/7741/tdnet/1863365/00.pdf> (Accessed August 3, 2020).
35. "Chugai Pharmaceutical Co Ltd Reports Half-Year 2020 Results" [https://www.chugai-pharm.co.jp/cont\\_file\\_dl.php?f=FILE\\_1\\_52.pdf&src=\[%0\],\[%1\]&rep=137,52](https://www.chugai-pharm.co.jp/cont_file_dl.php?f=FILE_1_52.pdf&src=[%0],[%1]&rep=137,52) (Accessed August 3, 2020).
36. "Canadian National Railway Co Reports Second-Quarter 2020 Results" <https://bit.ly/3grKhpf> (Accessed August 4, 2020).
37. "Schneider Electric SA Reports Half Year 2020 Results" <https://www.se.com/ww/en/assets/564/document/150047/release-half-year-results-2020.pdf> (Accessed August 3, 2020).
38. "VINCI SA Reports Half Year 2020 Results" <https://www.vinci.com/publi/vinci/vinci-2020-half-year-consolidated-financial-statements.pdf> (Accessed August 3, 2020).
39. "Reed Elsevier Plc Reports Half Year 2020 Results" <https://www.relx.com/~/-/media/Files/R/RELX-Group/documents/press-releases/2020/interim-results-2020-pressrelease.pdf> (Accessed August 4, 2020).
40. "Airbus Reports Half-Year 2020 Results" <https://www.airbus.com/content/dam/corporate-topics/financial-and-company-information/Airbus-H12020-Press-Release.pdf> (Accessed August 3, 2020).
41. "ABB Ltd Reports Second-Quarter 2020 Results" <https://resources.news.e.abb.com/attachments/published/65310/en-US/5CF6D4C13F6E/ABB-Q2-2020-press-release-English.pdf> (Accessed August 4, 2020).
42. "Atlas Copco Reports Second-Quarter 2020 Results" <https://bit.ly/2XoLMx8> (Accessed August 4, 2020).
43. "FANUC Corp Reports First-Quarter 2020 Results" [https://www.fanuc.co.jp/en/ir/announce/pdf/financialresult202006\\_e.pdf](https://www.fanuc.co.jp/en/ir/announce/pdf/financialresult202006_e.pdf) (Accessed August 3, 2020).
44. "Safran SA Reports Half-Year 2020 Results" <https://www.safran-group.com/media/safran-strong-operational-execution-brings-resilience-h1-2020-20200730> (Accessed August 3, 2020).
45. "Central Japan Railway Co Reports First-Quarter 2020 Results" [https://global.jr-central.co.jp/en/company/ir/brief-announcement/2021/\\_pdf/2021\\_01.pdf](https://global.jr-central.co.jp/en/company/ir/brief-announcement/2021/_pdf/2021_01.pdf) (Accessed August 4, 2020).
46. "Taiwan Semiconductor Manufacturing Co Ltd Reports Second-Quarter 2020 Results" <https://www.tsmc.com/uploadfile/ir/quarterly/2020/2TTVb/E/FS.pdf> (Accessed August 4, 2020).
47. "Samsung Electronics Co Ltd Reports Second Quarter 2020 Results" [https://images.samsung.com/is/content/samsung/p5/global/ir/docs/2020\\_2Q\\_conference\\_eng.pdf](https://images.samsung.com/is/content/samsung/p5/global/ir/docs/2020_2Q_conference_eng.pdf) (Accessed August 3, 2020).
48. "ASML Holding NV Reports Second-Quarter 2020 Results" <https://www.asml.com/-/media/asml/files/investors/financial-results/q-results/2020/q2/financial-statements-us-gaap-q2-2020-pdf.pdf> (Accessed August 4, 2020).
49. "SAP SE Reports Second Quarter 2020 Results" <https://www.sap.com/docs/download/investors/2020/sap-2020-q2-statement.pdf> (Accessed August 3, 2020).
50. "Shopify Announces Second-Quarter 2020 Financial Results" <https://news.shopify.com/shopify-announces-second-quarter-2020-financial-results> (Accessed August 3, 2020).
51. "Tokyo Electron Ltd Reports First-Quarter 2020 Results" <https://www.tel.com/ir/library/report/cms-file/fy58q1tanshin-e.pdf> (Accessed August 3, 2020).
52. "Murata Manufacturing Co Ltd Reports First-Quarter 2020 Results" <https://corporate.murata.com/-/media/corporate/about/newsroom/news/irnews/irnews/2020/0731/20q1-e-fls.ashx> (Accessed August 3, 2020).
53. "NXP Semiconductors NV Reports Second-Quarter 2020 Results" <https://investors.nxp.com/news-releases/news-release-details/nxp-semiconductors-reports-second-quarter-2020-results> (Accessed August 4, 2020).
54. "Hitachi Ltd Reports First-Quarter 2020 Results" [http://www.hitachi.com/New/cnews/month/2020/07/200730/2020\\_1Q.pdf](http://www.hitachi.com/New/cnews/month/2020/07/200730/2020_1Q.pdf) (Accessed August 4, 2020).
55. "Rio Tinto Ltd Reports Half Year 2020 Results" <https://bit.ly/3k6Du6P> (Accessed August 3, 2020).
56. "Air Liquide SA Reports Half Year 2020 Results" <https://www.airliquide.com/sites/airliquide.com/files/2020/07/29/air-liquide-high-sales-resilience-and-significant-margin-improvement.pdf> (Accessed August 3, 2020).
57. "BASF SE Reports Second-Quarter 2020 Results" [https://www.basf.com/global/documents/en/news-and-media/news-releases/2020/07/P249e\\_Important\\_Figures.pdf](https://www.basf.com/global/documents/en/news-and-media/news-releases/2020/07/P249e_Important_Figures.pdf) (Accessed August 3, 2020).
58. "Shin-Etsu Chemical Co Ltd Reports First-Quarter 2020 Results" [https://www.shinetsu.co.jp/wp-content/uploads/2020/07/20200728\\_con\\_E.pdf](https://www.shinetsu.co.jp/wp-content/uploads/2020/07/20200728_con_E.pdf) (Accessed August 3, 2020).
59. "Iberdrola SA Reports Half Year 2020 Results" [https://www.iberdrola.com/wcorp/gc/prod/en\\_US/conocenos/docs/2020\\_Results\\_H1.pdf](https://www.iberdrola.com/wcorp/gc/prod/en_US/conocenos/docs/2020_Results_H1.pdf) (Accessed August 4, 2020).
60. "Enel SpA Reports Half Year 2020 Results" <https://www.enel.com/content/dam/enel-common/press/en/2020-July/Enel%201H%202020%20ENG.pdf> (Accessed August 3, 2020).