

SND2000 Report

Monthly Report on the Developed International 2000

February 2021

Index Fundamentals

TTM Div. Yield <u>MXEA</u> <u>SND2000</u> 2.36 2.28		Forward Div. Yield <u>MXEA</u> <u>SND2000</u> 2.89 2.72		Forecast <u>MXEA</u> <u>SND2000</u> +22.46% +19.30%	
---	--	---	--	---	--

Source: Bloomberg

Index Performance





Total Return Price Appreciation		Compound Annual Growth Rate	
1 Month	2.55%	1 Year	27.85%
YTD	2.04%	3 Year	6.72%
1 Year	27.85%	5 Year	11.65%
3 Year	21.56%	Since Inception	4.70%
5 Year	73.51%		
Inception	164.98%		

*Returns under 1 year are not annualized





Source: S-Network as of 02/28/2021

SND2000 Sector Performance (01/31/21 – 02/28/21)		Leading Movers				
Communication Services	3.66%	Company Name	Ticker	Opening	Closing	Change
Consumer Discretionary	4.66%	HENGTEN NETWORKS GROUP LTD	136 HK	0.42	1.68	295.28%
Consumer Staples	-3.84%	MMG LTD	1208 HK	0.39	0.63	62.37%
Energy	8.42%	ARDAGH GROUP S.A.	ARD US	17.00	25.34	49.06%
Financials	8.07%	THE DRILLING COMPANY OF 1972 AS	DRLCO DC	27.74	40.16	44.77%
Health Care	-4.25%	VIRGIN MONEY UK PLC	VMUK LN	1.78	2.57	44.38%
Industrials	3.27%	Lagging Movers				
Information Technology	1.74%	Company Name	Ticker	Opening	Closing	Change
Materials	3.16%	NANO-X IMAGING LTD	NNOX US	75.78	45.27	-40.26%
Real Estate	3.63%	BLACKBERRY LTD	BB CN	14.06	10.10	-28.13%
Utilities	-5.13%	IR JAPAN HOLDINGS LTD	6035 JP	168.01	121.27	-27.82%
		PARADOX INTERACTIVE AB	PDX SS	27.92	20.83	-25.39%
		SEEGENE INC	096530 KS	147.51	110.81	-24.88%






Communication Services:

-  SoftBank Group Corp's net sales increased +6.2% for the nine months ended December 2020 to ¥4.14 trillion from ¥3.90 trillion a year earlier, while net income rose +537.5% to ¥3.06 trillion from ¥0.48 trillion. [Quick Link 1](#)
-  Nintendo Co Ltd's net sales increased +37.3% for the nine months ended December 2020 to ¥1.40 trillion from ¥1.02 trillion a year earlier, while net profit rose +91.8% to ¥376.67 billion from ¥196.39 billion. [Quick Link 2](#)
-  Nippon Telegraph & Telephone Corp's net sales increased +1.2% for the nine months ended December 2020 to ¥1.66 trillion from ¥1.64 trillion a year earlier, while net income rose +19.7% to ¥69.23 billion from ¥57.86 billion. [Quick Link 3](#)
-  Deutsche Telekom AG's revenues decreased -19.9% for the year ended December 2020 to €2.74 billion from €3.42 billion a year earlier, while net income rose +44.0% to €2.52 billion from €1.75 billion. [Quick Link 4](#)





Consumer Discretionary:

-  Toyota Motor Corp's revenues increased +7.1% for the quarter ended December 2020 to ¥8.15 trillion from ¥7.61 trillion a year earlier, while net income rose +50.0% to ¥838.70 billion from ¥559.30 billion. [Quick Link 5](#)
-  Sony Corp's net sales increased +9.8% for the quarter ended December 2020 to ¥2.70 trillion from ¥2.46 trillion a year earlier, while net income rose +62.0% to ¥371.89 billion from ¥229.54 billion. [Quick Link 6](#)
-  Honda Motor Co Ltd's revenues increased +0.5% for the quarter ended December 2020 to ¥3.77 trillion from ¥3.75 trillion a year earlier, while net profit rose +144.0% to ¥284.05 billion from ¥116.43 billion. [Quick Link 7](#)
-  Wesfarmers Ltd's revenues increased +16.5% for the half year ended December 2020 to \$17.77 billion from \$15.25 billion a year earlier, while net profit rose +24.8% to \$1.41 billion from \$1.13 billion. [Quick Link 8](#)



Consumer Staples:













-  Nestle Sa Reg's net sales decreased -8.9% for the year ended December 2020 to CHF84.34 billion from CHF92.57 billion a year earlier, while net profit fell -3.0% to CHF12.23 billion from CHF12.61 billion. [Quick Link 9](#)
-  Unilever Plc's net sales decreased -2.4% for the year ended December 2020 to €50.72 billion from €51.98 billion a year earlier, while net profit fell -0.9% to €5.58 billion from €5.63 billion. [Quick Link 10](#)
-  L'Oreal SA's net sales decreased -6.3% for the year ended December 2020 to €27.99 billion from €29.87 billion a year earlier, while net profit fell -5.1% to €3.56 billion from €3.75 billion. [Quick Link 11](#)
-  British American Tobacco Plc's revenues decreased -0.4% for the year ended December 2020 to £25.78 billion from £25.88 billion a year earlier, while net profit rose +12.3% to £6.40 billion from £5.70 billion. [Quick Link 12](#)
-  Reckitt Benckiser Group Plc reported a net income of £1.2 million for the year ended December 2020 compared to a net loss of £3.7 million a year earlier, while revenues increased +8.9% to £13.99 billion from £12.85 billion. [Quick Link 13](#)

Energy:









-  Royal Dutch Shell Plc reported a net loss of \$21.68 billion for the year ended December 2020 compared to a net income of \$15.84 billion a year earlier, while revenues decreased -48.0% to \$183.20 billion from \$352.11 billion. [Quick Link 14](#)
-  Total SA reported a net loss of \$7.34 billion for the year ended December 2020 compared to a net income of \$11.44 billion a year earlier, while net sales decreased -29.8% to \$140.69 billion from \$200.32 billion. [Quick Link 15](#)
-  BP Plc reported a net loss of \$21.66 billion for the year ended December 2020 compared to a net profit of \$4.03 billion a year earlier, while revenues decreased -52.3% to \$134.93 billion from \$282.62 billion. [Quick Link 16](#)
-  Enbridge Inc's revenues decreased -21.9% for the year ended December 2020 to CAD39.09 billion from CAD50.07 billion a year earlier, while net earnings fell -44.0% to CAD2.98 billion from CAD5.32 billion. [Quick Link 17](#)

Financials:




-  Royal Bank of Canada's revenues increased +2.6% for the year ended December 2020 to CAD47.18 billion from CAD46.00 billion a year earlier, while net income fell -11.4% to CAD11.16 billion from CAD12.59 billion. [Quick Link 18](#)
-  Commonwealth Bank of Australia's revenues decreased -19.6% for the half year ended December 2020 to \$12.64 billion from \$15.72 billion a year earlier, while net profit fell -20.8% to \$4.88 billion from \$6.16 billion. [Quick Link 19](#)

-  HSBC Holdings Plc's revenues decreased -11.2% for the year ended December 2020 to \$63.07 billion from \$71.02 billion a year earlier, while net profit fell -34.7% to \$3.90 billion from \$5.97 billion. [Quick Link 20](#)
-  Toronto-Dominion Bank's revenues increased +1.9% for the quarter ended January 2021 to \$10.81 billion from \$10.61 billion a year earlier, while net income rose +9.9% to \$3.21 billion from \$2.92 billion. [Quick Link 21](#)
-  Allianz SE's revenues decreased -1.3% for the year ended December 2020 to EUR140.46 billion from EUR142.37 billion a year earlier, while net income fell -14.1% to EUR7.13 billion from EUR8.30 billion. [Quick Link 22](#)
-  Bank of Nova Scotia's revenues decreased -0.9% for the quarter ended January 2021 to \$8.07 billion from \$8.14 billion a year earlier, while net income rose +3.0% to \$2.40 billion from \$2.33 billion. [Quick Link 23](#)
-  Hong Kong Exchanges and Clearing Ltd's revenues increased +17.7% for the year ended December 2020 to \$19.19 billion from \$16.31 billion a year earlier, while net profit rose +22.6% to \$11.51 billion from \$9.39 billion. [Quick Link 24](#)
-  Zurich Financial Services Ag's revenues decreased -17.8% for the year ended December 2020 to \$59.00 billion from \$71.79 billion a year earlier, while net income fell -7.7% to \$3.83 billion from \$4.15 billion. [Quick Link 25](#)
-  Mitsubishi UFC Financial Group Inc's revenues decreased -15.3% for the nine months ended December 2020 to ¥4.50 trillion from ¥5.31 trillion a year earlier, while net profit rose +3.3% to ¥607.04 billion from ¥587.44 billion. [Quick Link 26](#)
-  BNP Paribas SA's revenues decreased -0.7% for the year ended December 2020 to €44.28 billion from €44.60 billion a year earlier, while net income fell -13.3% to €7.08 billion from €8.17 billion. [Quick Link 27](#)
-  Brookfield Asset Management Inc reported a net loss of \$0.13 billion for the year ended December 2020 compared to a net income of \$2.81 billion a year earlier, while revenues decreased -7.5% to \$62.75 billion from \$67.83 billion. [Quick Link 28](#)
-  Banco Santander SA reported a net loss of EUR8.77 billion for the year ended December 2020 compared to a net profit of EUR6.52 billion a year earlier, while revenues decreased -19.5% to EUR45.74 billion from EUR56.79 billion. [Quick Link 29](#)
-  AXA SA's revenues decreased -6.6% for the year ended December 2020 to €96.72 billion from €103.53 billion a year earlier, while net income fell -18.1% to €3.16 billion from €3.86 billion. [Quick Link 30](#)
-  SMFG's revenues decreased -17.0% for the nine months ended December 2020 to ¥2.89 trillion from ¥3.48 trillion a year earlier, while net profit fell -29.0% to ¥433.93 billion from ¥610.83 billion. [Quick Link 31](#)

Health Care:





-  Roche Hldgs Ag Ptg Genus's revenues decreased -5.3% for the year ended December 2020 to CHF60.34 billion from CHF63.75 billion a year earlier, while net income rose +6.8% to CHF15.07 billion from CHF14.11 billion. [Quick Link 32](#)
-  AstraZeneca Plc's revenues increased +9.2% for the year ended December 2020 to \$26.62 billion from \$24.38 billion a year earlier, while net profit rose +155.3% to \$3.14 billion from \$1.23 billion. [Quick Link 33](#)
-  Novo Nordisk A/S's net sales increased +4.0% for the year ended December 2020 to DKK126.95 billion from DKK122.02 billion a year earlier, while net profit rose +8.2% to DKK42.14 billion from DKK38.95 billion. [Quick Link 34](#)
-  Sanofi's net sales decreased -0.2% for the year ended December 2020 to €36.04 billion from €36.13 billion a year earlier, while net income rose +338.1% to €12.31 billion from €2.81 billion. [Quick Link 35](#)
-  CSL Ltd's revenues increased +16.9% for the half year ended December 2020 to \$5.74 billion from \$4.91 billion a year earlier, while net profit rose +44.8% to \$1.81 billion from \$1.25 billion. [Quick Link 36](#)
-  GlaxoSmithKline's net sales increased +1.0% for the year ended December 2020 to £34.10 billion from £33.75 billion a year earlier, while net profit rose +23.7% to £5.75 billion from £4.65 billion. [Quick Link 37](#)
-  Bayer AG reported a net loss of €10.50 billion for the year ended December 2020 compared to a net income of €4.09 billion a year earlier, while net sales decreased -4.9% to €41.40 billion from €43.55 billion. [Quick Link 38](#)
-  Takeda Pharmaceutical Co Ltd's revenues decreased -3.6% for the nine months ended December 2020 to ¥2.43 trillion from ¥2.52 trillion a year earlier, while net profit rose +320.8% to ¥178.91 billion from ¥42.52 billion. [Quick Link 39](#)

Industrials:






-  Siemens AG's revenues increased +2.9% for the quarter ended December 2020 to €14.07 billion from €13.68 billion a year earlier, while net income rose +27.8% to €1.38 billion from €1.08 billion. [Quick Link 40](#)
-  Schneider Electric SA's revenues decreased -7.4% for the year ended December 2020 to €25.16 billion from €27.16 billion a year earlier, while net profit fell -11.1% to €2.24 billion from €2.52 billion. [Quick Link 41](#)
-  Recruit Holdings Co Ltd's revenues increased +0.5% for the quarter ended December 2020 to ¥611.58 billion from ¥608.51 billion a year earlier, while net profit rose +5.1% to ¥55.05 billion from ¥52.39 billion. [Quick Link 42](#)

-  Airbus Group NV reported a net loss of €1.13 billion for the year ended December 2020 compared to a net loss of €1.36 billion a year earlier, while revenues decreased -29.2% to €49.91 billion from €70.48 billion. [Quick Link 43](#)
-  Daikin Industries Ltd's net sales decreased -5.6% for the nine months ended December 2020 to ¥1.84 trillion from ¥1.95 trillion a year earlier, while net profit fell -13.0% to ¥128.70 billion from ¥148.00 billion. [Quick Link 44](#)
-  ABB Ltd's revenues decreased -6.6% for the year ended December 2020 to \$26.13 billion from \$27.98 billion a year earlier, while net income rose +257.6% to \$5.15 billion from \$1.44 billion. [Quick Link 45](#)
-  VINCI SA's revenues decreased -9.9% for the year ended December 2020 to €43.93 billion from €48.75 billion a year earlier, while net income fell -62.0% to €1.24 billion from €3.26 billion. [Quick Link 46](#)
-  Vestas Wind Systems AS's revenues increased +23.1% for the year ended December 2020 to EUR1.76 billion from EUR1.43 billion a year earlier, while net profit rose +9.9% to EUR752.0 million from EUR684.0 million. [Quick Link 47](#)
-  Safran SA's revenues decreased -33.5% for the year ended December 2020 to €16.90 billion from €25.40 billion a year earlier, while net profit fell -85.7% to €0.35 billion from €2.45 billion. [Quick Link 48](#)
-  Itochu's revenues decreased -8.1% for the nine months ended December 2020 to ¥7.59 trillion from ¥8.26 trillion a year earlier, while net profit fell -14.6% to ¥364.32 billion from ¥426.67 billion. [Quick Link 49](#)
-  Volvo AB's net sales decreased -21.7% for the year ended December 2020 to SEK338.45 billion from SEK431.98 billion a year earlier, while net income fell -46.1% to SEK19.32 billion from SEK35.86 billion. [Quick Link 50](#)

Information Technology:

-  Shopify Inc reported a net income of \$319.5 million for the year ended December 2020 compared to a net loss of \$124.8 million a year earlier, while revenues increased +85.4% to \$2.93 billion from \$1.58 billion. [Quick Link 51](#)
-  Adyen NV's revenues increased +37.7% for the half year ended December 2020 to EUR2.08 billion from EUR1.51 billion a year earlier, while net income rose +27.0% to EUR163.1 million from EUR128.5 million. [Quick Link 52](#)
-  Infineon Technologies AG's revenues increased +37.0% for the quarter ended December 2020 to €2.63 billion from €1.92 billion a year earlier, while net income rose +21.9% to €256.0 million from €210.0 million. [Quick Link 53](#)
-  NXP Semiconductors NV's revenues decreased -3.0% for the year ended December 2020 to \$8.61 billion from \$8.88 billion a year earlier, while net income fell -78.6% to \$52.0 million from \$243.0 million. [Quick Link 54](#)

Materials:

-  BHP Billiton Ltd's revenues increased +15.0% for the half year ended December 2020 to \$25.64 billion from \$22.29 billion a year earlier, while net profit fell -20.3% to \$3.88 billion from \$4.87 billion. [Quick Link 55](#)
-  Rio Tinto Plc's revenues increased +3.3% for the year ended December 2020 to \$44.61 billion from \$43.17 billion a year earlier, while net profit rose +22.0% to \$9.77 billion from \$8.01 billion. [Quick Link 56](#)
-  Air Liquide SA's revenues decreased -6.5% for the year ended December 2020 to €20.49 billion from €21.92 billion a year earlier, while net profit rose +8.9% to €2.44 billion from €2.24 billion. [Quick Link 57](#)
-  BASF SE reported a net loss of €1.06 billion for the year ended December 2020 compared to a net income of €8.42 billion a year earlier, while revenues decreased -0.3% to €59.15 billion from €59.32 billion. [Quick Link 58](#)
-  Anglo American Plc's revenues increased +3.4% for the year ended December 2020 to \$30.90 billion from \$29.87 billion a year earlier, while net profit rose +69.9% to \$3.55 billion from \$2.09 billion. [Quick Link 59](#)

Utilities:

-  Iberdrola SA's revenues decreased -9.0% for the year ended December 2020 to EUR33.15 billion from EUR36.44 billion a year earlier, while net profit rose +4.0% to EUR3.61 billion from EUR3.47 billion. [Quick Link 60](#)

1. "SoftBank Group Corp Reports Nine Months 2020 Results" https://group.softbank/system/files/pdf/ir/financials/financial_reports/financial-report_q3fy2020_01_en.pdf (Accessed February 17,2021).
2. "Nintendo Co Ltd Reports Nine Months 2020 Results" <https://www.nintendo.co.jp/ir/pdf/2021/210201e.pdf> (Accessed February 18,2021).
3. "Nippon Telegraph & Telephone Corp Reports Nine Months 2020 Results" <https://bit.ly/3bVm3Eo> (Accessed February 19,2021).
4. "Deutsche Telekom AG Reports Full Year 2020 Results" <https://www.telekom.com/resource/blob/619528/d4d876fa629925d864674a64f0e29439/dl-210222-jahresabschluss-ag-is-hgb-datei-data.pdf> (Accessed February 26,2021).
5. "Toyota Motor Corp Reports Third Quarter 2020 Results" https://global.toyota/pages/global_toyota/ir/financial-results/2021_3q_summary_en.pdf (Accessed February 17,2021).
6. "Sony Corp Reports Third Quarter 2020 Results" https://www.sony.net/SonyInfo/IR/library/presen/er/pdf/20q3_sony.pdf (Accessed February 17,2021).
7. "Honda Motor Co Ltd Reports Third Quarter 2020 Results" https://global.honda/content/dam/site/global/investors/cq_img/library/financialresult/FY202103_3Q_financial_result_e.pdf (Accessed February 22,2021).
8. "Wesfarmers Ltd Reports Half Year 2020 Results" https://wesfarmers.gcs-web.com/static-files/46605245-8936-47a4-a94c-8f7d1f4241da/?auth_token=f77014b8-a01a-4d5c-a2cb-28689c3d3c5d (Accessed February 27,2021).
9. "Nestle Sa Reg Reports Full Year 2020 Results" <https://www.nestle.com/sites/default/files/2021-02/2020-financial-statements-en.pdf> (Accessed February 22,2021).
10. "Unilever Plc Reports Full Year 2020 Results" https://www.unilever.com/Images/ir-q4-2020-full-announcement_tcm244-558959_en.pdf (Accessed February 9,2021).
11. "L'Oreal SA Reports Full Year 2020 Results" https://www.loreal-finance.com/system/files/2021-02/LOREAL_AnnualResults_2020_EN.pdf (Accessed February 17,2021).
12. "British American Tobacco Plc Reports Full Year 2020 Results" [https://www.bat.com/group/sites/UK__9D9KCY.nsf/vwPagesWebLive/DOBYAP42/\\$file/FY_2020_Announcement.pdf](https://www.bat.com/group/sites/UK__9D9KCY.nsf/vwPagesWebLive/DOBYAP42/$file/FY_2020_Announcement.pdf) (Accessed March 5,2021).
13. "Reckitt Benckiser Group Plc Reports Full Year 2020 Results" <https://www.rb.com/media/7722/rb-fy-2020-rns-final.pdf> (Accessed February 25,2021).
14. "Royal Dutch Shell Plc Reports Full Year 2020 Results" <https://go.shell.com/3qReRx3> (Accessed February 9,2021).
15. "Total SA Reports Full Year 2020 Results" https://www.total.com/system/files/documents/2021-02/results_q4_2020_en.pdf (Accessed February 17,2021).
16. "BP Plc Reports Full Year 2020 Results" <https://www.bp.com/content/dam/bp/business-sites/en/global/corporate/xlsx/investors/bp-foi-quarterly-ifrs-full-book-3q-2020.xlsx> (Accessed February 19,2021).
17. "Enbridge Inc Reports Full Year 2020 Results" https://www.enbridge.com/~media/Enb/Documents/Investor%20Relations/2020/2020_Q4_Financials_and_MDA.pdf (Accessed February 19,2021).
18. "Royal Bank of Canada Reports Full Year 2020 Results" https://www.rbc.com/investor-relations/_assets-custom/data/21q1supp.xlsx (Accessed February 25,2021).
19. "Commonwealth Bank of Australia Reports Half Year 2020 Results" <https://www.commbank.com.au/content/dam/commbank-assets/investors/docs/results/1h21/cba-1h21-profit-announcement.pdf> (Accessed February 17,2021).
20. "HSBC Holdings Plc Reports Full Year 2020 Results" <https://bit.ly/3lnEGDU> (Accessed February 25,2021).
21. "Iberdrola SA Reports First Quarter 2021 Results" <http://td.mediaroom.com/2021-02-25-TD-Bank-Group-Reports-First-Quarter-2021-Results> (Accessed February 26,2021).
22. "Allianz SE Reports Full Year 2020 Results" https://www.allianz.com/content/dam/onemarketing/azcom/Allianz_com/investor-relations/en/results/2020-fy/en-financial-supplement-fy-2020.xlsx (Accessed February 22,2021).
23. "Bank of Nova Scotia Reports First Quarter 2021 Results" <https://www.sciotiabank.com/corporate/en/home/media-centre/media-centre/news-release.html?id=3664&language=en> (Accessed February 25,2021).
24. "Hong Kong Exchanges and Clearing Ltd Reports Full Year 2020 Results" <https://www1.hkexnews.hk/listedco/listconews/sehk/2021/0224/2021022400718.pdf> (Accessed February 25,2021).
25. "Zurich Financial Services Ag Reports Full Year 2020 Results" <https://bit.ly/3lnJMA9> (Accessed March 5,2021).
26. "Mitsubishi UFC Financial Group Inc Reports Nine Months 2020 Results" https://www.mufg.jp/dam/ir/fs/2020/pdf/summary2012_en.pdf (Accessed February 19,2021).
27. "BNP Paribas SA Reports Full Year 2020 Results" <https://invest.bnpparibas.com/documents/4q20-cfsu-84086> (Accessed February 19,2021).
28. "Brookfield Asset Management Inc Reports Full Year 2020 Results" <https://bam.brookfield.com/~media/Files/B/BrookField-BAM-IR-V2/press-releases-related-links/2020/q4/q4-2020-press-release.pdf> (Accessed February 19,2021).
29. "Banco Santander SA Reports Full Year 2020 Results" <https://www.santander.com/content/dam/santander-com/en/documentos/resultados-trimestrales/2020/4q/rt-4t-2020-informe-financiero-en.pdf> (Accessed February 19,2021).
30. "AXA SA Reports Full Year 2020 Results" https://www-axa-com.cdn.axa-contento-118412.eu/www-axa-com/868bfb6c-02ef-46ba-b888-e86545bd0294_AXA_PR_20210225.pdf (Accessed February 26,2021).
31. "SMFG Reports Nine Months 2020 Results" https://www.smfg.co.jp/english/investor/financial/latest_statement/fy2020/fy2020_3q_e01.pdf (Accessed February 22,2021).
32. "Roche Hldgs Ag Ptg Genus Reports Full Year 2020 Results" <https://www.roche.com/dam/jcr:988cc95a-0813-4e70-a7c8-f61a4b902749/en/fb20e.pdf> (Accessed February 17,2021).

33. "AstraZeneca Plc Reports Full Year 2020 Results" https://www.astrazeneca.com/content/dam/az/PDF/2020/full-year/Full-year_2020_results_announcement.pdf (Accessed February 17,2021).
34. "Novo Nordisk A/S Reports Full Year 2020 Results" https://www.novonordisk.com/content/dam/nncorp/global/en/investors/irmaterial/downloadable_financial_data/2020/Q4-2020-financial-data.xlsx (Accessed February 16,2021).
35. "Sanofi Reports Full Year 2020 Results" <https://bit.ly/3cWjOjx> (Accessed March 5,2021).
36. "CSL Ltd Reports Half Year 2020 Results" <https://medialib.csl.com/-/media/shared/documents/results/2021-hy-asx.pdf?la=en-us&hash=1EF21A6EE8A41884DBA43813029BC94EEBD01905> (Accessed February 22,2021).
37. "GlaxoSmithKline Reports Full Year 2020 Results" <https://www.gsk.com/media/6557/fy-2020-results-announcement.pdf> (Accessed February 17,2021).
38. "Bayer AG Reports Full Year 2020 Results" <https://www.bayer.com/sites/default/files/2021-02/Bayer-Annual-Report-2020.pdf> (Accessed February 26,2021).
39. "Takeda Pharmaceutical Co Ltd Reports Nine Months 2020 Results" https://www.takeda.com/48fe84/siteassets/system/investors/quarterly-announcements/fy2020/qr2020_q3_f_en.pdf (Accessed February 19,2021).
40. "Siemens AG Reports First Quarter 2021 Results" <https://assets.new.siemens.com/siemens/assets/api/uuid:5c99514e-1ee6-4860-a655-67e7c74cfa2f/2021-q1-earnings-release-en.pdf> (Accessed March 5,2021).
41. "Schneider Electric SA Reports Full Year 2020 Results" <https://www.se.com/ww/en/assets/564/document/189253/accounts-full-year-results-2020.pdf> (Accessed February 18,2021).
42. "Recruit Holdings Co Ltd Reports Third Quarter 2020 Results" https://recruit-holdings.com/ir/library/upload/report_202103Q3_er_en.pdf (Accessed February 19,2021).
43. "Airbus reports Full-Year 2020 results" <https://www.airbus.com/content/dam/corporate-topics/financial-and-company-information/EN-Press-Release-Airbus-FY2020-Results.pdf> (Accessed March 5,2021).
44. "Daikin Industries Ltd Ltd Reports Nine Months 2020 Results" <https://www.daikin.com/investor/data/zaimu/2021/hosoku210209.pdf> (Accessed March 5,2021).
45. "ABB Ltd Reports Full Year 2020 Results" <https://resources.news.e.abb.com/attachments/published/73590/en-US/9C18E7FA71A5/ABB-Q4-2020-financial-information-statements.xlsx> (Accessed February 19,2021).
46. "VINCI SA Reports Full Year 2020 Results" <https://www.vinci.com/publi/vinci/2020-vinci-consolidated-financial-statements.pdf> (Accessed February 22,2021).
47. "Vestas Wind Systems AS Reports Full Year 2020 Results" <https://mb.cision.com/Main/18886/3283502/1370563.pdf> (Accessed February 22,2021).
48. "Safran SA Reports Full Year 2020 Results" https://www.safran-group.com/file/download/plaquette_december_2020_vdef_mise_en_ligne_eng.pdf (Accessed February 26,2021).
49. "Itochu Reports Nine Months 2020 Results" https://www.itochu.co.jp/en/ir/financial_statements/2021/_icsFiles/afidfile/2021/02/04/21_3rd_01_e_1.pdf (Accessed February 22,2021).
50. "Volvo AB Reports Full Year 2020 Results" <https://www.volvogroup.com/content/dam/volvo/volvo-group/markets/global/en-en/news/2021/feb/3880618-volvo-group-q4-2020-report-eng.pdf> (Accessed February 22,2021).
51. "Shopify Inc Reports Full Year 2020 Results" <https://news.shopify.com/shopify-announces-fourth-quarter-and-full-year-2020-financial-results> (Accessed February 22,2021).
52. "Adyen Nv Reports Half Year 2020 Results" <https://www.adyen.com/dam/jcr:9e971c5f-ff90-455f-b6d9-89efe3b4922a/H2%25202020%2520Shareholder%2520letter.pdf> (Accessed February 19,2021).
53. "Infineon Technologies AG Reports First Quarter 2021 Results" <https://www.infineon.com/dgdl/INFXX202101-035e.pdf?fileId=5546d461774fe9d301776bbde3b8000a> (Accessed February 22,2021).
54. "NXP Semiconductors NV Reports Full Year 2020 Results" <https://investors.nxp.com/news-releases/news-release-details/nxp-semiconductors-reports-fourth-quarter-and-full-year-2020> (Accessed February 22,2021).
55. "BHP Billiton Ltd Reports Half Year 2020 Results" https://www.bhp.com/-/media/documents/media/reports-and-presentations/2021/210216_bhpresultsforthehalfyearended31december2020.pdf?la=en (Accessed February 17,2021).
56. "Rio Tinto Plc Reports Full Year 2020 Results" <https://bit.ly/3tz5n1P> (Accessed February 22,2021).
57. "Air Liquide SA Reports Full Year 2020 Results" <https://bit.ly/3tx0hwK> (Accessed March 5,2021).
58. "BASF SE Reports Full Year 2020 Results" https://www.basf.com/global/documents/en/news-and-media/publications/reports/2021/BASF_Report_2020.pdf (Accessed February 28,2021).
59. "Anglo American Plc Reports Full Year 2020 Results" https://www.angloamerican.com/~/_media/Files/A/Anglo-American-Group/PLC/media/press-release/releases/2021pr/preliminary-results-2020.pdf (Accessed February 26,2021).
60. "Iberdrola SA Reports Full Year 2020 Results" https://www.iberdrola.com/wcorp/gc/prod/en_US/conocenos/docs/Spreadsheet_FY20.xls (Accessed February 25,2021).