




SN500 Index

Monthly Report on the S-Network US Equity Large Cap 500

July 2020

Index Fundamentals

TTM Div. Yield <u>S&P 500</u> <u>SN500</u> 1.85 1.70		Forward Div. Yield <u>S&P 500</u> <u>SN500</u> 1.79 1.66		Forecast <u>S&P 500</u> <u>SN500</u> -3.24% -2.35%	
--	---	--	--	--	---

Source: Bloomberg

Index Performance

Total Return Price Appreciation	
1 Month	5.97%
YTD	4.26%
1 Year	14.07%
3 Year	43.97%
5 Year	75.69%
Inception	250.26%

Compound Annual Growth Rate	
1 Year	14.07%
3 Year	12.92%
5 Year	11.93%
Since Inception	6.26%

*Returns under 1 year are not annualized







Source: S-Network as of 07/31/2020

SN500 Sector Performance (06/30/20 – 07/31/20)	
Communication Services	6.95%
Consumer Discretionary	10.42%
Consumer Staples	6.83%
Energy	-5.63%
Financials	3.59%
Health Care	5.28%
Industrials	4.30%
Information Technology	5.76%
Materials	7.10%
Real Estate	-3.12%
Utilities	7.65%





Leading Movers				
Company Name	Ticker	Opening	Closing	Change
PINTEREST INC	PINS US	22.17	34.29	54.67%
ADVANCED MICRO DEVICES INC	AMD US	52.61	77.43	47.18%
WAYFAIR INC	W US	197.61	266.09	34.65%
ROKU INC	ROKU US	116.53	154.89	32.92%
TESLA MOTORS INC	TSLA US	1079.81	1430.7	32.50%

Lagging Movers				
Company Name	Ticker	Opening	Closing	Change
FIRSTENERGY CORP	FE US	38.78	29.00	-25.22%
INTEL CORP	INTC US	59.83	47.73	-20.22%
ONEOK INC	OKE US	33.22	27.91	-15.98%
CARNIVAL CORP	CCL US	16.42	13.88	-15.47%
OCCIDENTAL PETROLEUM CORP	OXY US	18.30	15.74	-13.99%







Communication Services:

-  Alphabet Inc's revenues decreased -1.6% for the quarter ended June 2020 to \$38.30 billion from \$38.94 billion a year earlier, while net income fell -30.1% to \$6.96 billion from \$9.95 billion. [Quick Link 1](#)
-  Facebook Inc's revenues increased +10.7% for the quarter ended June 2020 to \$18.69 billion from \$16.89 billion a year earlier, while net income rose +97.7% to \$5.18 billion from \$2.62 billion. [Quick Link 2](#)
-  Verizon Communications Inc's revenues decreased -5.1% for the quarter ended June 2020 to \$30.45 billion from \$32.07 billion a year earlier, while net income rose +19.3% to \$4.70 billion from \$3.94 billion. [Quick Link 3](#)
-  AT&T Inc's revenues decreased -8.9% for the quarter ended June 2020 to \$40.95 billion from \$44.96 billion a year earlier, while net income fell -66.8% to \$1.23 billion from \$3.71 billion. [Quick Link 4](#)
-  Netflix Inc's revenues increased +25.0% for the quarter ended June 2020 to \$6.15 billion from \$4.92 billion a year earlier, while net income rose +166.1% to \$720.2 million from \$270.7 million. [Quick Link 5](#)
-  Comcast Corp's revenues decreased -11.7% for the quarter ended June 2020 to \$23.72 billion from \$26.86 billion a year earlier, while net income fell -4.5% to \$2.99 billion from \$3.13 billion. [Quick Link 6](#)






Consumer Discretionary:


-  Amazon.com Inc's net sales increased +40.2% for the quarter ended June 2020 to \$88.91 billion from \$63.40 billion a year earlier, while net income rose +99.2% to \$5.24 billion from \$2.63 billion. [Quick Link 7](#)
-  Tesla Motors Inc reported a net income of \$104.0 million for the quarter ended June 2020 compared to a net loss of \$408.0 million a year earlier, while revenues decreased -4.9% to \$6.04 billion from \$6.35 billion. [Quick Link 8](#)
-  McDonald's Corp's revenues decreased -30.5% for the quarter ended June 2020 to \$3.76 billion from \$5.41 billion a year earlier, while net income fell -68.4% to \$0.48 billion from \$1.52 billion. [Quick Link 9](#)
-  Starbucks Corp reported a net loss of \$0.68 billion for the quarter ended June 2020 compared to net earnings of \$1.37 billion a year earlier, while revenues decreased -38.1% to \$4.22 billion from \$6.82 billion. [Quick Link 10](#)


Consumer Staples:


-  Procter & Gamble Co's net sales increased +4.8% for the year ended June 2020 to \$70.95 billion from \$67.68 billion a year earlier, while net earnings rose +234.1% to \$13.03 billion from \$3.90 billion. [Quick Link 11](#)
-  PepsiCo Inc's revenues decreased -3.0% for the quarter ended June 2020 to \$15.95 billion from \$16.45 billion a year earlier, while net income fell -19.1% to \$1.65 billion from \$2.04 billion. [Quick Link 12](#)
-  The Coca-Cola Co's revenues decreased -28.5% for the quarter ended June 2020 to \$7.15 billion from \$10.00 billion a year earlier, while net income fell -31.8% to \$1.78 billion from \$2.61 billion. [Quick Link 13](#)
-  Philip Morris International Inc's revenues decreased -13.6% for the quarter ended June 2020 to \$6.65 billion from \$7.70 billion a year earlier, while net income fell -14.4% to \$2.73 billion from \$3.19 billion. [Quick Link 14](#)
-  Altria Group Inc's revenues decreased -3.8% for the quarter ended June 2020 to \$6.37 billion from \$6.62 billion a year earlier, while net earnings fell -3.0% to \$1.94 billion from \$2.00 billion. [Quick Link 15](#)
-  Mondelez International Inc's revenues decreased -2.5% for the quarter ended June 2020 to \$5.91 billion from \$6.06 billion a year earlier, while net earnings fell -32.3% to \$544.0 million from \$803.0 million. [Quick Link 16](#)


Financials:


-  JPMorgan Chase & Co's revenues increased +14.7% for the quarter ended June 2020 to \$32.98 billion from \$28.75 billion a year earlier, while net income fell -51.4% to \$4.69 billion from \$9.65 billion. [Quick Link 17](#)
-  Bank of America Corp's revenues decreased -3.2% for the quarter ended June 2020 to \$22.33 billion from \$23.08 billion a year earlier, while net income fell -53.9% to \$3.28 billion from \$7.11 billion. [Quick Link 18](#)
-  Citigroup Inc's revenues increased +5.4% for the quarter ended June 2020 to \$19.77 billion from \$18.76 billion a year earlier, while net income fell -73.2% to \$1.32 billion from \$4.93 billion. [Quick Link 19](#)
-  Wells Fargo & Co reported a net loss of \$2.69 billion for the quarter ended June 2020 compared to a net income of \$5.85 billion a year earlier, while net sales decreased -30.5% to \$11.80 billion from \$16.99 billion. [Quick Link 20](#)
-  BlackRock Inc's revenues increased +3.7% for the quarter ended June 2020 to \$3.65 billion from \$3.52 billion a year earlier, while net income rose +21.0% to \$1.21 billion from \$1.00 billion. [Quick Link 21](#)

 Goldman Sachs Group Inc's revenues increased +47.2% for the quarter ended June 2020 to \$12.35 billion from \$8.39 billion a year earlier, while net earnings rose +100.9% to \$2.25 billion from \$1.12 billion. [Quick Link 22](#)


 American Express Co's net sales decreased -29.2% for the quarter ended June 2020 to \$7.68 billion from \$10.84 billion a year earlier, while net income fell -86.1% to \$0.24 billion from \$1.73 billion. [Quick Link 23](#)


 CME Group Inc's revenues decreased -7.1% for the quarter ended June 2020 to \$1.18 billion from \$1.27 billion a year earlier, while net income fell -2.0% to \$503.3 million from \$513.8 million. [Quick Link 24](#)


 Morgan Stanley's revenues increased +31.0% for the quarter ended June 2020 to \$13.41 billion from \$10.24 billion a year earlier, while net income rose +45.5% to \$3.20 billion from \$2.20 billion. [Quick Link 25](#)

 Chubb Corp reported a net loss of \$0.33 billion for the quarter ended June 2020 compared to a net income of \$1.15 billion a year earlier, while net sales decreased -3.1% to \$10.04 billion from \$10.36 billion. [Quick Link 26](#)

Health Care:


 Johnson & Johnson's net sales decreased -10.8% for the quarter ended June 2020 to \$18.34 billion from \$20.56 billion a year earlier, while net earnings fell -35.3% to \$3.63 billion from \$5.61 billion. [Quick Link 27](#)

 Unitedhealth Group Inc's revenues increased +2.5% for the quarter ended June 2020 to \$62.10 billion from \$60.60 billion a year earlier, while net income rose +95.7% to \$9.20 billion from \$4.70 billion. [Quick Link 28](#)


 Merck & Co Inc's net sales decreased -7.6% for the quarter ended June 2020 to \$10.87 billion from \$11.76 billion a year earlier, while net income rose +12.4% to \$3.00 billion from \$2.67 billion. [Quick Link 29](#)


 Pfizer Inc's revenues decreased -11.0% for the quarter ended June 2020 to \$11.80 billion from \$13.26 billion a year earlier, while net income fell -32.1% to \$3.43 billion from \$5.05 billion. [Quick Link 30](#)


 Abbott Laboratories's net sales decreased -8.1% for the quarter ended June 2020 to \$7.33 billion from \$7.98 billion a year earlier, while net income fell -46.5% to \$0.54 billion from \$1.01 billion. [Quick Link 31](#)


 Thermo Fisher Scientific Inc's revenues increased +9.5% for the quarter ended June 2020 to \$6.92 billion from \$6.32 billion a year earlier, while net income rose +3.6% to \$1.16 billion from \$1.12 billion. [Quick Link 32](#)


 Amgen Inc's revenues increased +5.8% for the quarter ended June 2020 to \$6.21 billion from \$5.87 billion a year earlier, while net income fell -17.4% to \$1.80 billion from \$2.18 billion. [Quick Link 33](#)


 Eli Lilly & Co's revenues decreased -2.5% for the quarter ended June 2020 to \$5.50 billion from \$5.64 billion a year earlier, while net income rose +6.0% to \$1.41 billion from \$1.33 billion. [Quick Link 34](#)

 Danaher Corp's revenues increased +19.4% for the quarter ended June 2020 to \$5.30 billion from \$4.44 billion a year earlier, while net earnings rose +26.0% to \$892.7 million from \$708.6 million. [Quick Link 35](#)


 Gilead Sciences Inc reported a net loss of \$3.34 billion for the quarter ended June 2020 compared to a net income of \$1.88 billion a year earlier, while revenues decreased -9.7% to \$5.14 billion from \$5.69 billion. [Quick Link 36](#)


 Cigna Corp's revenues increased +1.2% for the quarter ended June 2020 to \$39.27 billion from \$38.82 billion a year earlier, while net income rose +24.1% to \$1.75 billion from \$1.41 billion. [Quick Link 37](#)


 Anthem Inc's revenues increased +15.9% for the quarter ended June 2020 to \$29.18 billion from \$25.18 billion a year earlier, while net income rose +135.0% to \$3.36 billion from \$1.43 billion. [Quick Link 38](#)


 Intuitive Surgical Inc's revenues decreased -22.7% for the quarter ended June 2020 to \$0.85 billion from \$1.10 billion a year earlier, while net income fell -78.6% to \$68.0 million from \$318.3 million. [Quick Link 39](#)


Industrials:


 Union Pacific Corp's revenues decreased -24.3% for the quarter ended June 2020 to \$4.24 billion from \$5.60 billion a year earlier, while net income fell -28.0% to \$1.13 billion from \$1.57 billion. [Quick Link 40](#)


 Honeywell International Inc's net sales decreased -19.0% for the quarter ended June 2020 to \$7.48 billion from \$9.24 billion a year earlier, while net income fell -29.9% to \$1.08 billion from \$1.54 billion. [Quick Link 41](#)


 Lockheed Martin Corp's net sales increased +12.4% for the quarter ended June 2020 to \$16.22 billion from \$14.43 billion a year earlier, while net earnings rose +14.8% to \$1.63 billion from \$1.42 billion. [Quick Link 42](#)

 Boeing Co reported a net loss of \$2.38 billion for the quarter ended June 2020 compared to a net loss of \$2.94 billion a year earlier, while revenues decreased -25.0% to \$11.81 billion from \$15.75 billion. [Quick Link 43](#)


 Raytheon Technologies Corp reported a net loss of \$3.84 billion for the quarter ended June 2020 compared to a net income of \$1.90 billion a year earlier, while net sales increased +24.1% to \$14.06 billion from \$11.33 billion. [Quick Link 44](#)

 3M Co's net sales decreased -12.1% for the quarter ended June 2020 to \$7.18 billion from \$8.17 billion a year earlier, while net income rose +14.2% to \$1.29 billion from \$1.13 billion. [Quick Link 45](#)


 United Parcel Service Inc's revenues increased +13.4% for the quarter ended June 2020 to \$20.46 billion from \$18.05 billion a year earlier, while net income rose +4.7% to \$1.77 billion from \$1.69 billion. [Quick Link 46](#)


 General Electric Co reported a net loss of \$2.18 billion for the quarter ended June 2020 compared to a net loss of \$0.06 billion a year earlier, while revenues decreased -24.2% to \$17.75 billion from \$23.41 billion. [Quick Link 47](#)


Information Technology:


 Microsoft Corp's revenues increased +13.7% for the year ended June 2020 to \$143.02 billion from \$125.84 billion a year earlier, while net income rose +12.8% to \$44.28 billion from \$39.24 billion. [Quick Link 48](#)


 Apple Inc's net sales increased +10.9% for the quarter ended June 2020 to \$59.69 billion from \$53.81 billion a year earlier, while net income rose +12.1% to \$11.25 billion from \$10.04 billion. [Quick Link 49](#)


 Visa's revenues decreased -17.1% for the quarter ended June 2020 to \$4.84 billion from \$5.84 billion a year earlier, while net income fell -23.5% to \$2.37 billion from \$3.10 billion. [Quick Link 50](#)


 MasterCard Inc's revenues decreased -19.5% for the quarter ended June 2020 to \$3.30 billion from \$4.10 billion a year earlier, while net income fell -30.0% to \$1.40 billion from \$2.00 billion. [Quick Link 51](#)


 Intel Corp's revenues increased +19.4% for the quarter ended June 2020 to \$19.70 billion from \$16.50 billion a year earlier, while net income rose +21.4% to \$5.10 billion from \$4.20 billion. [Quick Link 52](#)


 PayPal Holdings Inc's revenues increased +22.0% for the quarter ended June 2020 to \$5.26 billion from \$4.31 billion a year earlier, while net income rose +86.6% to \$1.53 billion from \$0.82 billion. [Quick Link 53](#)


 Texas Instruments Inc's revenues decreased -11.7% for the quarter ended June 2020 to \$3.24 billion from \$3.67 billion a year earlier, while net income rose +5.3% to \$1.38 billion from \$1.31 billion. [Quick Link 54](#)

 International Business Machines Corp's revenues decreased -5.4% for the quarter ended June 2020 to \$18.12 billion from \$19.16 billion a year earlier, while net income fell -45.6% to \$1.36 billion from \$2.50 billion. [Quick Link 55](#)


 Qualcomm Inc's revenues decreased -49.3% for the quarter ended June 2020 to \$4.89 billion from \$9.64 billion a year earlier, while net income fell -60.5% to \$0.85 billion from \$2.15 billion. [Quick Link 56](#)

 ServiceNow Inc reported a net income of \$40.8 million for the quarter ended June 2020 compared to a net loss of \$11.1 million a year earlier, while revenues increased +28.9% to \$1.07 billion from \$0.83 billion. [Quick Link 57](#)

 Automatic Data Processing Inc's revenues increased +3.4% for the quarter ended June 2020 to \$14.59 billion from \$14.11 billion a year earlier, while net earnings rose +7.9% to \$2.47 billion from \$2.29 billion. [Quick Link 58](#)

 Advanced Micro Devices Inc's revenues increased +26.1% for the quarter ended June 2020 to \$1.93 billion from \$1.53 billion a year earlier, while net income rose +348.6% to \$157.0 million from \$35.0 million. [Quick Link 59](#)

Utilities:

 NextEra Energy Inc's revenues decreased -15.5% for the quarter ended June 2020 to \$4.20 billion from \$4.97 billion a year earlier, while net income rose +4.1% to \$1.28 billion from \$1.23 billion. [Quick Link 60](#)

1. "Alphabet Announces Second Quarter 2020 Results" https://abc.xyz/investor/static/pdf/2020Q2_alphabet_earnings_release.pdf?cache=a881c38 (Accessed July 31, 2020).
2. "Facebook Reports Second Quarter 2020 Results" <https://investor.fb.com/investor-news/press-release-details/2020/Facebook-Reports-Second-Quarter-2020-Results/default.aspx> (Accessed July 31, 2020).
3. "Verizon Communications Reports Second Quarter 2020 Financial Results" https://www.verizon.com/about/file/48151/download?token=Q_9M2o5i (Accessed July 26, 2020).
4. "AT&T Reports Second Quarter 2020 Results" https://investors.att.com/~/_media/Files/A/ATT-IR/financial-reports/quarterly-earnings/2020/q2-2020/2q20-financial-statements.pdf (Accessed July 26, 2020).
5. "Netflix Reports Second Quarter Results" https://s22.q4cdn.com/959853165/files/doc_financials/2020/q2/Q2'20-Website-Financials.xlsx (Accessed July 20, 2020).
6. "Comcast Reports Second Quarter 2020 Results" <https://www.cmcsa.com/news-releases/news-release-details/comcast-reports-2nd-quarter-2020-results> (Accessed July 31, 2020).
7. "Amazon.com Reports 2020 Second-Quarter Results" https://s2.q4cdn.com/299287126/files/doc_financials/2020/q2/update/Q2-2020-Amazon-Earnings-Release.pdf (Accessed July 31, 2020).
8. "Tesla Releases Second Quarter 2020 Financial Results" <https://ir.tesla.com/static-files/f41f4254-f1cc-4929-a0b6-6623b00475a6> (Accessed July 26, 2020).
9. "McDonald's Reports Second Quarter 2020 Results" <https://news.mcdonalds.com/news-releases/news-release-details/mcdonalds-reports-second-quarter-2020-results> (Accessed July 30, 2020).
10. "Starbucks Reports Q3 Fiscal 2020 Results" <https://bit.ly/33pAeO5> (Accessed July 30, 2020).
11. "P&G Announces Fiscal Year 2020 Results" <https://news.pg.com/press-release/pg-corporate-announcements/pg-announces-fourth-quarter-and-fiscal-year-2020-results> (Accessed July 31, 2020).
12. "PepsiCo Reports Second-Quarter 2020 Results" https://investors.pepsico.com/docs/album/investors/q2-2020/q2-2020-earnings-release_p9w8lzgs0vild89k.pdf (Accessed July 20, 2020).
13. "Coca-Cola Reports Second Quarter 2020 Results" <https://bit.ly/2PwTNvV> (Accessed July 22, 2020).
14. "Philip Morris International Reports Second-Quarter 2020 Results" <https://philipmorrisinternational.gcs-web.com/static-files/b88146c3-a4e9-421e-b2aa-b470e74fcd2> (Accessed July 22, 2020).
15. "Altria Reports 2020 Second Quarter Results" <http://investor.altria.com/file/Index?KeyFile=404762764> (Accessed July 30, 2020).
16. "Mondelez International Reports 2020 Second Quarter" <https://ir.mondelezinternational.com/static-files/eb6c0e9b-e461-4be7-9351-b8a0ec90a1d1> (Accessed July 31, 2020).
17. "JPMorgan Chase & Co Reports 2020 Second-Quarter Results" <https://www.jpmorganchase.com/corporate/investor-relations/document/81987040-6812-451b-8dbc-1fc2c13df028.pdf> (Accessed July 20, 2020).
18. "Bank of America Reports Second Quarter Results" <http://investor.bankofamerica.com/static-files/89326d11-0413-4d33-9039-dcd866ed2a96> (Accessed July 20, 2020).
19. "Citigroup Reports Second-Quarter 2020 Results" <https://www.citigroup.com/citi/investor/data/qer220s.pdf?ieNocache=177> (Accessed July 20, 2020).
20. "Wells Fargo Reports Second Quarter 2020" <https://www08.wellsfargomedia.com/assets/pdf/about/investor-relations/earnings/second-quarter-2020-earnings.pdf> (Accessed July 20, 2020).
21. "BlackRock Reports Second Quarter 2020" https://s24.q4cdn.com/856567660/files/doc_financials/2020/Q2/BLK-2Q20-Earnings-Release.pdf (Accessed July 20, 2020).
22. "Goldman Sachs Group Second Quarter 2020 Earnings Results" <https://www.goldmansachs.com/media-relations/press-releases/current/pdfs/2020-q2-results.pdf> (Accessed July 20, 2020).
23. "American Express Second Quarter 2020 Earnings Results" <https://ir.americanexpress.com/Cache/IRCache/f5d13497-f372-287a-f146-e0542cc4e10d.pdf> (Accessed July 26, 2020).
24. "CME Group Inc. Reports Second-Quarter 2020 Financial Results" <http://investor.cmegroup.com/news-releases/news-release-details/cme-group-inc-reports-second-quarter-2020-financial-results> (Accessed July 30, 2020).
25. "Morgan Stanley Second Quarter 2020 Earnings Results" <https://www.morganstanley.com/about-us-ir/shareholder/2q2020.pdf> (Accessed July 20, 2020).
26. "Chubb Corp Second Quarter 2020 Earnings Results" <https://bit.ly/2DCX4GW> (Accessed July 30, 2020).
27. "Johnson & Johnson Reports 2020 Second-Quarter Results" <https://johnsonandjohnson.gcs-web.com/static-files/46a53830-51e9-4442-9ce9-7aeee27e4407> (Accessed July 20, 2020).
28. "UnitedHealth Group Reports Second Quarter Results" <https://www.unitedhealthgroup.com/viewer.html?file=%2Fcontent%2Fdam%2FUHG%2FPDF%2FInvestors%2F2020%2FUNH-Q2-2020-Release.pdf> (Accessed July 20, 2020).
29. "Merck Announces Second-Quarter 2020 Financial Results" https://s21.q4cdn.com/488056881/files/doc_financials/2020/q2/MRK-2Q20-Earnings-Deck-Final.pdf (Accessed July 31, 2020).
30. "Pfizer Inc Reports Second-Quarter 2020 Results" https://s21.q4cdn.com/317678438/files/doc_financials/2020/q2/Q2-2020-PFE-Earnings-Release.pdf (Accessed July 30, 2020).
31. "Abbott Laboratories Reports Second-Quarter 2020 Results" <https://abbott.mediaroom.com/2020-07-16-Abbott-Reports-Second-Quarter-2020-Results-Exceeds-Analysts-Expectations> (Accessed July 20, 2020).

32. "Thermo Fisher Scientific Reports Second Quarter 2020 Results" <https://bit.ly/2PwTO2x> (Accessed July 26, 2020).
33. "Amgen Reports Second Quarter 2020 Financial Results" <http://investors.amgen.com/news-releases/news-release-details/amgen-reports-second-quarter-2020-financial-results> (Accessed July 31, 2020).
34. "Lilly Reports Second-Quarter Financial Results" <https://investor.lilly.com/static-files/7e6b1815-a4b2-4a31-b3f3-d372eede0a20> (Accessed July 31, 2020).
35. "Danaher Reports Second Quarter 2020 Results" <http://investors.danaher.com/2020-07-23-Danaher-Reports-Second-Quarter-2020-Results> (Accessed July 26, 2020).
36. "Gilead Sciences Reports Second-Quarter Results" <http://investors.gilead.com/news-releases/news-release-details/gilead-sciences-announces-second-quarter-and-first-half-2020> (Accessed July 31, 2020).
37. "Cigna Corp Second Quarter 2020 Earnings Results" <https://bit.ly/30tAolr> (Accessed July 31, 2020).
38. "Anthem Reports Second Quarter Results" <https://bit.ly/3ka5gj3> (Accessed July 30, 2020).
39. "Intuitive Announces Second Quarter Earnings" <https://isrg.intuitive.com/news-releases/news-release-details/intuitive-announces-second-quarter-earnings-0> (Accessed July 23, 2020).
40. "Union Pacific Reports Second Quarter 2020 Results" https://www.up.com/cs/groups/public/@uprr/@investor/documents/investordocuments/pdf_2q20_er_news_release.pdf (Accessed July 26, 2020).
41. "Honeywell International Reports Second Quarter 2020" <https://bit.ly/3fxtbFr> (Accessed July 26, 2020).
42. "Lockheed Martin Reports Second Quarter 2020 Results" <https://investors.lockheedmartin.com/news-releases/news-release-details/lockheed-martin-reports-second-quarter-2020-results> (Accessed July 22, 2020).
43. "Boeing Reports Second-Quarter Results" https://s2.q4cdn.com/661678649/files/doc_financials/2020/q2/2Q20-Press-Release.pdf (Accessed July 30, 2020).
44. "Raytheon Technologies Reports Second Quarter 2020 Results" <https://www.rtx.com/News/News-Center/2020/07/28/raytheon-technologies-reports-second-quarter-2020-results> (Accessed July 30, 2020).
45. "3M Reports Second-Quarter 2020 Results" <https://investors.3m.com/news/news-details/2020/3M-Reports-Second-Quarter-2020-Results/default.aspx> (Accessed July 30, 2020).
46. "United Parcel Service Reports Second Quarter 2020" <http://www.investors.ups.com/static-files/f6f6d85e-f1b4-4c7c-a264-1089763d5c6f> (Accessed July 31, 2020).
47. "General Electric Reports Second-Quarter 2020 Financial Results" https://www.ge.com/sites/default/files/ge_webcast_pressrelease_07292020.pdf (Accessed July 30, 2020).
48. "Microsoft Cloud Strength Drives Reports year FY 2020 Results" <https://www.microsoft.com/en-us/Investor/earnings/FY-2020-Q4/press-release-webcast> (Accessed July 23, 2020).
49. "Apple Reports Third Quarter Results" https://www.apple.com/newsroom/pdfs/FY20-Q3_Consolidated_Financial_Statements.pdf (Accessed July 31, 2020).
50. "Visa Inc. Reports Fiscal Third Quarter 2020 Results" https://s1.q4cdn.com/050606653/files/doc_financials/2020/q3/Visa-Inc.-Q3-2020-Earnings-Release.pdf (Accessed July 30, 2020).
51. "Mastercard Incorporated Reports Second-Quarter 2020 Financial Results" https://s25.q4cdn.com/479285134/files/doc_financials/2020/q2/2Q20-Earnings-Release.pdf (Accessed July 31, 2020).
52. "Intel Reports Second Quarter 2020 Financial Results" <https://bit.ly/3iaLVw4> (Accessed July 26, 2020).
53. "PayPal Second Quarter 2020 Results" <https://investor.paypal-corp.com/static-files/ec252376-4083-4ffd-bd50-77b43b5a5424> (Accessed July 31, 2020).
54. "TI reports second quarter 2020 financial results" <https://investor.ti.com/news-releases/news-release-details/ti-reports-second-quarter-2020-financial-results-and-shareholder> (Accessed July 26, 2020).
55. "IBM Reports Second-Quarter 2020 Results" <https://www.ibm.com/investor/att/pdf/IBM-2Q20-Earnings-Press-Release.pdf> (Accessed July 22, 2020).
56. "Qualcomm Inc. Reports Fiscal Third Quarter 2020 Results" <https://investor.qualcomm.com/sec-filings/all-sec-filings/content/0001728949-20-000057/0001728949-20-000057.pdf> (Accessed July 31, 2020).
57. "ServiceNow Reports Second Quarter 2020" <https://www.servicenow.com/content/dam/servicenow-assets/public/en-us/doc-type/other-document/earnings/Q2-2020-Earnings-Release.pdf> (Accessed July 30, 2020).
58. "ADP Reports Fiscal 2020 Results" https://s23.q4cdn.com/483669984/files/doc_financials/2020/q4/4Q20-Earnings-Release.pdf (Accessed July 30, 2020).
59. "AMD Reports Second Quarter 2020 Financial Results" <https://ir.amd.com/news-releases/news-release-details/amd-reports-second-quarter-2020-financial-results> (Accessed July 31, 2020).
60. "NextEra Energy Reports Second Quarter 2020 Results" <https://bit.ly/3kdql6D> (Accessed July 26, 2020).