




SN2000 Report

Monthly Report on the US Equity Small Cap 2000

February 2021

Index Fundamentals

TTM Div. Yield <u>RTY 2000</u> <u>SN2000</u> 1.01 0.94		Forward Div. Yield <u>RTY 2000</u> <u>SN2000</u> 0.89 3.53		Forecast <u>RTY 2000</u> <u>SN2000</u> -11.88% +275.53%	
--	---	--	--	---	---

Source: Bloomberg

Index Performance

Total Return Price Appreciation	
1 Month	7.51%
YTD	13.62%
1 Year	60.17%
3 Year	56.97%
5 Year	143.82%
Inception	592.80%

Compound Annual Growth Rate	
1 Year	60.17%
3 Year	16.22%
5 Year	19.51%
Since Inception	9.55%

*Returns under 1 year are not annualized


Source: S-Network as of 02/28/2021

SN2000 Sector Performance (01/31/21 – 02/28/21)	
Communication Services	4.92%
Consumer Discretionary	3.32%
Consumer Staples	2.02%
Energy	23.47%
Financials	11.97%
Health Care	1.75%
Industrials	10.59%
Information Technology	7.71%
Materials	12.23%
Real Estate	13.07%
Utilities	0.99%


Leading Movers				
Company Name	Ticker	Opening	Closing	Change
PANDION THERAPEUTICS INC	PAND US	18.00	60.20	234.44%
CHROMADEx CORPORATION	CDXC US	4.74	13.93	193.88%
IMMUNOME INC	IMNM US	14.53	39.58	172.40%
CASSAVA SCIENCES INC	SAVA US	19.82	48.58	145.11%
OUTLOOK THERAPEUTICS INC	OTLK US	0.94	2.17	132.06%


Lagging Movers				
Company Name	Ticker	Opening	Closing	Change
GAMESTOP CORP	GME US	325.00	101.74	-68.70%
GTT COMMUNICATIONS INC	GTT US	4.65	1.88	-59.57%
EXPRESS INC	EXPR US	6.00	2.69	-55.17%
EBIX INC	EBIX US	52.07	24.38	-53.18%
WORKHORSE GROUP INC.	WKHS US	34.32	16.17	-52.88%


Communication Services:


 Iridium Communications Inc reported a net loss of \$56.1 million for the year ended December 2020 compared to a net loss of \$166.2 million a year earlier, while revenues increased +4.1% to \$583.4 million from \$560.4 million. [Quick Link 1](#)


Consumer Discretionary:


 Crocs Inc's revenues increased +13.0% for the year ended December 2020 to \$1.39 billion from \$1.23 billion a year earlier, while net income rose +161.8% to \$312.9 million from \$119.5 million. [Quick Link 2](#)

 Visteon Corp reported a net loss of \$56.0 million for the year ended December 2020 compared to a net income of \$70.0 million a year earlier, while net sales decreased -13.6% to \$2.55 billion from \$2.95 billion. [Quick Link 3](#)


 Macy's Inc reported a net loss of \$3.94 billion for the year ended January 2021 compared to a net income of \$0.56 billion a year earlier, while net sales decreased -29.4% to \$17.35 billion from \$24.56 billion. [Quick Link 4](#)

 Magnite Inc reported a net loss of \$53.4 million for the year ended December 2020 compared to a net loss of \$25.5 million a year earlier, while revenues increased +41.7% to \$221.6 million from \$156.4 million. [Quick Link 5](#)


 Taylor Morrison Home Corp's net sales increased +28.8% for the year ended December 2020 to \$6.13 billion from \$4.76 billion a year earlier, while net income fell -4.4% to \$243.4 million from \$254.7 million. [Quick Link 6](#)


 LCI Industries's net sales increased +18.1% for the year ended December 2020 to \$2.80 billion from \$2.37 billion a year earlier, while net income rose +8.1% to \$158.4 million from \$146.5 million. [Quick Link 7](#)

Consumer Staples:


 The Hain Celestial Group Inc reported a net income of \$2.1 million for the quarter ended December 2020 compared to a net loss of \$1.0 million a year earlier, while net sales increased +4.3% to \$528.4 million from \$506.8 million. [Quick Link 8](#)

Financials:


 Trupanion Inc reported a net loss of \$5.8 million for the year ended December 2020 compared to a net loss of \$1.8 million a year earlier, while net sales increased +30.8% to \$502.0 million from \$383.9 million. [Quick Link 9](#)


 Cannae Holdings Inc.'s revenues decreased -44.9% for the year ended December 2020 to \$0.59 billion from \$1.07 billion a year earlier, while net earnings rose sharply to \$1.79 billion from \$0.08 billion. [Quick Link 10](#)


Health Care:


 Pacific Biosciences of California reported a net income of \$29.4 million for the year ended December 2020 compared to a net loss of \$84.1 million a year earlier, while revenues decreased -13.2% to \$78.9 million from \$90.9 million. [Quick Link 11](#)


 Tenet Healthcare Corp reported a net income of \$399.0 million for the year ended December 2020 compared to a net loss of \$215.0 million a year earlier, while net sales decreased -4.5% to \$17.64 billion from \$18.48 billion. [Quick Link 12](#)


 The Ensign Group Inc's net sales increased +17.6% for the year ended December 2020 to \$2.40 billion from \$2.04 billion a year earlier, while net income rose +54.2% to \$170.5 million from \$110.5 million. [Quick Link 13](#)


 Careix Inc reported a net loss of \$18.7 million for the year ended December 2020 compared to a net loss of \$22.0 million a year earlier, while revenues increased +51.2% to \$192.2 million from \$127.1 million. [Quick Link 14](#)

 Insmid Inc reported a net loss of \$294.1 million for the year ended December 2020 compared to a net loss of \$254.3 million a year earlier, while net sales increased +20.5% to \$164.4 million from \$136.5 million. [Quick Link 15](#)

 Glaukos Corp reported a net loss of \$120.4 million for the year ended December 2020 compared to a net income of \$15.4 million a year earlier, while net sales decreased -5.1% to \$225.0 million from \$237.0 million. [Quick Link 16](#)

 HMS Holdings Corp's revenues increased +7.5% for the year ended December 2020 to \$673.3 million from \$626.4 million a year earlier, while net income fell -19.6% to \$70.2 million from \$87.2 million. [Quick Link 17](#)

 Shockwave Medical Inc reported a net loss of \$65.7 million for the year ended December 2020 compared to a net loss of \$51.1 million a year earlier, while revenues increased +57.9% to \$67.8 million from \$42.9 million. [Quick Link 18](#)









 Amn Healthcare Services Inc's revenues increased +7.7% for the year ended December 2020 to \$2.39 billion from \$2.22 billion a year earlier, while net income fell -38.0% to \$70.7 million from \$114.0 million. [Quick Link 19](#)










 Alkermes Plc reported a net loss of \$110.9 million for the year ended December 2020 compared to a net loss of \$196.6 million a year earlier, while revenues decreased -11.1% to \$1.04 billion from \$1.17 billion. [Quick Link 20](#)

Industrials:








-  Builders Firstsource Inc's revenues increased +17.6% for the year ended December 2020 to \$8.56 billion from \$7.28 billion a year earlier, while net income rose +41.4% to \$313.5 million from \$221.8 million. [Quick Link 21](#)
-  Chart Industries Inc's net sales decreased -3.3% for the year ended December 2020 to \$1.18 billion from \$1.22 billion a year earlier, while net income rose +589.9% to \$320.1 million from \$46.4 million. [Quick Link 22](#)
-  Bloom Energy Corp. reported a net loss of \$157.6 million for the year ended December 2020 compared to a net loss of \$306.9 million a year earlier, while net sales increased +1.2% to \$794.3 million from \$785.2 million. [Quick Link 23](#)
-  Aerojet Rocketdyne Holdings Inc's net sales increased +4.5% for the year ended December 2020 to \$2.07 billion from \$1.98 billion a year earlier, while net income fell -2.3% to \$137.7 million from \$141.0 million. [Quick Link 24](#)
-  Upwork, Inc. reported a net loss of \$22.9 million for the year ended December 2020 compared to a net loss of \$16.7 million a year earlier, while revenues increased +24.3% to \$373.6 million from \$300.6 million. [Quick Link 25](#)
-  The Brink'S Co's revenues increased +0.3% for the year ended December 2020 to \$3.69 billion from \$3.68 billion a year earlier, while net profit fell -9.7% to \$214.0 million from \$237.0 million. [Quick Link 26](#)
-  WESCO International Inc's net sales increased +47.5% for the year ended December 2020 to \$12.33 billion from \$8.36 billion a year earlier, while net income fell -55.0% to \$100.6 million from \$223.4 million. [Quick Link 27](#)
-  Universal Forest Products Inc's net sales increased +16.5% for the year ended December 2020 to \$5.15 billion from \$4.42 billion a year earlier, while net earnings rose +37.4% to \$246.8 million from \$179.7 million. [Quick Link 28](#)
-  Altra Industrial Motion Corp reported a net loss of \$25.5 million for the year ended December 2020 compared to a net income of \$127.2 million a year earlier, while net sales decreased -5.5% to \$1.73 billion from \$1.83 billion. [Quick Link 29](#)
-  Kratos Defense & Security Solutions's revenues increased +4.2% for the year ended December 2020 to \$747.7 million from \$717.5 million a year earlier, while net income rose +536.8% to \$79.6 million from \$12.5 million. [Quick Link 30](#)
-  Watts Water Technologies Inc's net sales decreased -5.6% for the year ended December 2020 to \$1.51 billion from \$1.60 billion a year earlier, while net income fell -13.1% to \$114.3 million from \$131.5 million. [Quick Link 31](#)
-  Ryder System Inc reported a net loss of \$122.3 million for the year ended December 2020 compared to a net loss of \$24.4 million a year earlier, while revenues decreased -5.7% to \$8.42 billion from \$8.93 billion. [Quick Link 32](#)
-  Triton International Ltd/Bermuda's revenues decreased -3.0% for the year ended December 2020 to \$1.31 billion from \$1.35 billion a year earlier, while net income fell -14.9% to \$288.4 million from \$339.0 million. [Quick Link 33](#)
-  Macquarie Infrastructure Corp reported a net loss of \$928.0 million for the year ended December 2020 compared to a net income of \$156.0 million a year earlier, while revenues decreased -29.8% to \$0.85 billion from \$1.21 billion. [Quick Link 34](#)
-  Univar Inc reported a net income of \$52.9 million for the year ended December 2020 compared to a net loss of \$100.2 million a year earlier, while revenues decreased -11.0% to \$8.27 billion from \$9.29 billion. [Quick Link 35](#)

Industrials:


-  Varonis Systems Inc reported a net loss of \$94.0 million for the year ended December 2020 compared to a net loss of \$78.8 million a year earlier, while revenues increased +15.1% to \$292.7 million from \$254.2 million. [Quick Link 36](#)
-  Power Integrations Inc's revenues increased +16.1% for the year ended December 2020 to \$488.3 million from \$420.7 million a year earlier, while net income fell -63.2% to \$71.2 million from \$193.5 million. [Quick Link 37](#)
-  Alarmcom Holdings Inc's revenues increased +23.0% for the year ended December 2020 to \$618.0 million from \$502.4 million a year earlier, while net income rose +45.4% to \$77.9 million from \$53.5 million. [Quick Link 38](#)
-  Digital Turbine Inc's revenues increased +145.9% for the quarter ended December 2020 to \$88.6 million from \$36.0 million a year earlier, while net income rose +336.0% to \$14.5 million from \$3.3 million. [Quick Link 39](#)
-  Sailpoint Technologies Holdi reported a net loss of \$10.8 million for the year ended December 2020 compared to a net loss of \$8.5 million a year earlier, while revenues increased +26.6% to \$365.3 million from \$288.5 million. [Quick Link 40](#)
-  Itron Inc reported a net loss of \$58.0 million for the year ended December 2020 compared to a net income of \$49.0 million a year earlier, while revenues decreased -13.2% to \$2.17 billion from \$2.50 billion. [Quick Link 41](#)
-  LivePerson Inc reported a net loss of \$107.6 million for the year ended December 2020 compared to a net loss of \$96.1 million a year earlier, while revenues increased +25.7% to \$366.6 million from \$291.6 million. [Quick Link 42](#)
-  SPS Commerce Inc's revenues increased +12.0% for the year ended December 2020 to \$312.6 million from \$279.1 million a year earlier, while net income rose +35.2% to \$45.6 million from \$33.7 million. [Quick Link 43](#)

-  Sabre Corp reported a net loss of \$1.28 billion for the year ended December 2020 compared to a net income of \$0.16 billion a year earlier, while revenues decreased -66.5% to \$1.33 billion from \$3.97 billion. [Quick Link 44](#)
-  Cerence Inc reported a net income of \$21.6 million for the quarter ended December 2020 compared to a net loss of \$11.8 million a year earlier, while revenues increased +22.6% to \$95.0 million from \$77.5 million. [Quick Link 45](#)
-  Advanced Energy Industries Inc's net sales increased +79.7% for the year ended December 2020 to \$1.42 billion from \$0.79 billion a year earlier, while net income rose +107.4% to \$134.7 million from \$64.9 million. [Quick Link 46](#)
-  Coherent Inc's net sales increased +1.6% for the quarter ended December 2020 to \$326.1 million from \$320.8 million a year earlier, while net income fell -97.6% to \$0.1 million from \$5.8 million. [Quick Link 47](#)
-  Tenable Holdings, Inc. reported a net loss of \$42.7 million for the year ended December 2020 compared to a net loss of \$99.0 million a year earlier, while revenues increased +24.1% to \$440.2 million from \$354.6 million. [Quick Link 48](#)
-  Viavi Solutions Inc's revenues decreased -4.4% for the quarter ended December 2020 to \$299.9 million from \$313.7 million a year earlier, while net income fell -21.8% to \$21.9 million from \$28.0 million. [Quick Link 49](#)
-  FormFactor Inc's revenues increased +17.7% for the year ended December 2020 to \$693.6 million from \$589.5 million a year earlier, while net income rose +99.0% to \$78.5 million from \$39.5 million. [Quick Link 50](#)
-  Synaptics Inc's revenues decreased -7.9% for the quarter ended December 2020 to \$357.6 million from \$388.3 million a year earlier, while net income rose +150.5% to \$49.6 million from \$19.8 million. [Quick Link 51](#)
-  Mimecast Ltd's revenues increased +17.7% for the quarter ended December 2020 to \$129.6 million from \$110.2 million a year earlier, while net income rose sharply to \$10.8 million from \$0.2 million. [Quick Link 52](#)

Materials:

-  Cliffs Natural Resources Inc reported a net loss of \$122.0 million for the year ended December 2020 compared to a net income of \$293.0 million a year earlier, while revenues increased +167.3% to \$5.32 billion from \$1.99 billion. [Quick Link 53](#)
-  The Chemours Co reported a net income of \$219.0 million for the year ended December 2020 compared to a net loss of \$52.0 million a year earlier, while net sales decreased -10.1% to \$4.97 billion from \$5.53 billion. [Quick Link 54](#)
-  Balchem Corp's net sales increased +9.3% for the year ended December 2020 to \$703.6 million from \$643.7 million a year earlier, while net earnings rose +6.2% to \$84.6 million from \$79.7 million. [Quick Link 55](#)
-  Avient Corp's net sales increased +13.3% for the year ended December 2020 to \$3.24 billion from \$2.86 billion a year earlier, while net income fell -77.6% to \$131.6 million from \$588.6 million. [Quick Link 56](#)
-  Hecla Mining Co reported a net loss of \$17.3 million for the year ended December 2020 compared to a net loss of \$100.1 million a year earlier, while net sales increased +2.8% to \$691.9 million from \$673.3 million. [Quick Link 57](#)
-  Ingevity Corp's net sales decreased -5.3% for the year ended December 2020 to \$1.22 billion from \$1.29 billion a year earlier, while net income rose +1.4% to \$186.2 million from \$183.7 million. [Quick Link 58](#)
-  Sensient Technologies Corp's revenues increased +0.8% for the year ended December 2020 to \$1.33 billion from \$1.32 billion a year earlier, while net earnings fell -4.4% to \$118.3 million from \$123.7 million. [Quick Link 59](#)

Utilities:

-  ALLETE Inc's revenues increased +5.2% for the quarter ended December 2020 to \$320.4 million from \$304.6 million a year earlier, while net income fell -5.2% to \$47.1 million from \$49.7 million. [Quick Link 60](#)

1. "Iridium Communications Inc Reports Full Year 2020 Results" <https://investor.iridium.com/2021-02-11-Iridium-Announces-2020-Results-Company-Issues-2021-Outlook> (Accessed February 26,2021).
2. "Crocs Inc Reports Full Year 2020 Results" <http://investors.crocs.com/press-releases/press-release-details/2021/Crocs-Inc.-Reports-Record-Annual-Revenue-of-1.4-billion-Up-13> (Accessed February 27,2021).
3. "Visteon Corp Reports Full Year 2020 Results" <https://investors.visteon.com/static-files/18c85c0b-cc10-4362-bacb-7dd41256d590> (Accessed February 24,2021).
4. "Macy's Inc Reports Full Year 2020 Results" <https://www.macysinc.com/investors/news-events/press-releases/detail/1666/macys-inc-reports-fourth-quarter-and-full-year-2020> (Accessed February 26,2021).
5. "Magnite Inc Reports Full Year 2020 Results" <https://investor.magnite.com/news-releases/news-release-details/magnite-reports-fourth-quarter-2020-results> (Accessed February 27,2021).
6. "Taylor Morrison Home Corp Reports Full Year 2020 Results" <https://investors.taylormorrison.com/news-releases/news-release-details/taylor-morrison-reports-fourth-quarter-2020-results-including-31> (Accessed February 24,2021).
7. "LCI Industries Reports Full Year 2020 Results" <https://investors.lci1.com/news/news-details/2021/LCI-Industries-Reports-Fourth-Quarter-Results/default.aspx> (Accessed February 24,2021).
8. "The Hain Celestial Group Inc Reports Second Quarter 2021 Results" <https://ir.hain.com/node/17281/pdf> (Accessed February 24,2021).
9. "Trupanion Inc Reports Full Year 2020 Results" https://s21.q4cdn.com/119804282/files/doc_financials/2020/q4/Ex-99.1-Q4-2020-v9_Website.pdf (Accessed February 23,2021).
10. "Cannae Holdings Inc. Reports Full Year 2020 Results" <https://investor.cannaeholdings.com/static-files/7bc9680f-6028-4114-ba71-8bbcc9876c29> (Accessed February 24,2021).
11. "Pacific Biosciences of California Reports Full Year 2020 Results" <https://investor.pacificbiosciences.com/news-releases/news-release-details/pacific-biosciences-california-inc-announces-fourth-quarter-and> (Accessed February 23,2021).
12. "Tenet Healthcare Corp Reports Full Year 2020 Results" <https://bit.ly/3bZBP14> (Accessed February 23,2021).
13. "The Ensign Group Inc Reports Full Year 2020 Results" <https://investor.ensigngroup.net/news-releases/news-release-details/ensign-group-reports-fourth-quarter-and-fiscal-year-2020-results> (Accessed February 24,2021).
14. "Caredx Inc Reports Full Year 2020 Results" <https://investors.caredxinc.com/news-releases/news-release-details/caredx-reports-fourth-quarter-and-full-year-2020-results> (Accessed February 27,2021).
15. "Insmed Inc Reports Full Year 2020 Results" <https://investor.insmed.com/2021-02-25-Insmed-Reports-Fourth-Quarter-and-Full-Year-2020-Financial-Results-and-Provides-Business-Update> (Accessed February 26,2021).
16. "Glaukos Corp Reports Full Year 2020 Results" <https://bit.ly/30VY9IU> (Accessed February 27,2021).
17. "HMS Holdings Corp Reports Full Year 2020 Results" <https://investor.hms.com/node/19766/pdf> (Accessed February 27,2021).
18. "Shockwave Medical Inc Reports Full Year 2020 Results" <https://ir.shockwavemedical.com/news-releases/news-release-details/shockwave-medical-reports-fourth-quarter-and-full-year-2020> (Accessed February 24,2021).
19. "Amn Healthcare Services Inc Reports Full Year 2020 Results" <https://bit.ly/2OJb4oE> (Accessed February 24,2021).
20. "Alkermes Plc Reports Full Year 2020 Results" <https://investor.alkermes.com/news-releases/news-release-details/alkermes-plc-reports-financial-results-fourth-quarter-and-year-0> (Accessed February 24,2021).
21. "Builders Firstsource Inc Reports Full Year 2020 Results" <https://investors.bldr.com/static-files/0e0abfb0-b051-440a-bda8-2c643f0f2b35> (Accessed February 27,2021).
22. "Chart Industries Inc Reports Full Year 2020 Results" <https://bit.ly/3tvTBif> (Accessed February 23,2021).
23. "Bloom Energy Corp. Reports Full Year 2020 Results" https://s22.q4cdn.com/122868703/files/doc_financials/2020/q4/Bloom-Energy-Announces-Fourth-Quarter-2020-Financial-Results.pdf (Accessed February 23,2021).
24. "Aerojet Rocketdyne Holdings Inc Reports Full Year 2020 Results" <https://ir.aerojetrocketdyne.com/node/25391/pdf> (Accessed February 24,2021).
25. "Upwork, Inc. Reports Full Year 2020 Results" <https://investors.upwork.com/node/8166/pdf> (Accessed February 27,2021).
26. "The Brink'S Co Reports Full Year 2020 Results" http://s21.q4cdn.com/938716807/files/doc_financials/2020/q4/Brink's-Fourth-Quarter-and-Full-Year-Earnings-Release-v29-022221.pdf (Accessed February 24,2021).
27. "WESCO International Inc Reports Full Year 2020 Results" <http://wesco.investorroom.com/news-releases?item=301> (Accessed February 24,2021).
28. "Universal Forest Products Inc Reports Full-Year 2020 Results" <http://www.ufpinvestor.com/news-releases/news-release-details/ufp-industries-reports-record-earnings-fourth-quarter-and-year> (Accessed February 25,2021).
29. "Altra Industrial Motion Corp Reports Full Year 2020 Results" <https://ir.altramotion.com/news/press-release-details/2021/Altra-Reports-Fourth-Quarter-2020-Results/default.aspx> (Accessed February 24,2021).
30. "Kratos Defense & Security Solutions Reports Full Year 2020 Results" <https://ir.kratosdefense.com/news-releases/news-release-details/kratos-reports-fourth-quarter-and-fiscal-2020-financial-results> (Accessed February 26,2021).
31. "Watts Water Technologies Inc Reports Full Year 2020 Results" <https://bit.ly/30TsYHJ> (Accessed February 24,2021).
32. "Ryder System Inc Reports Full Year 2020 Results" <https://bit.ly/3r202YG> (Accessed February 24,2021).
33. "Triton International Ltd/Bermuda Reports Full Year 2020 Results" https://www.tritoninternational.com/sites/triton-corp/files/press_release/press-release-q4-

- 2020.pdf (Accessed February 24,2021).
34. "Macquarie Infrastructure Corp Reports Full Year 2020 Results" <https://bit.ly/3r6HdDX> (Accessed February 26,2021).
 35. "Univar Inc Reports Full Year 2020 Results" <https://bit.ly/3eQFnEt> (Accessed February 26,2021).
 36. "Varonis Systems Inc Reports Full Year 2020 Results" <https://bit.ly/3cZ28np> (Accessed February 23,2021).
 37. "Power Integrations Inc Reports Full Year 2020 Results" <https://bit.ly/3sbn8O9> (Accessed February 5,2021).
 38. "Alarmcom Holdings Inc Reports Full Year 2020 Results" <https://bit.ly/2OBVo6N> (Accessed February 26,2021).
 39. "Digital Turbine Inc Reports Third Quarter 2021 Results" <https://ir.digitalturbine.com/press-releases/detail/600/digital-turbine-reports-fiscal-2021-third-quarter-results> (Accessed February 23,2021).
 40. "Sailpoint Technologies Holdi Reports Full Year 2020 Results" <https://investors.sailpoint.com/news/2021/02-25-2021-211602160> (Accessed February 26,2021).
 41. "Itron Inc Reports Full Year 2020 Results" <https://investors.itron.com/news-releases/news-release-details/itron-announces-fourth-quarter-and-full-year-2020-financial> (Accessed February 25,2021).
 42. "LivePerson Inc Reports Full Year 2020 Results" <https://ir.liveperson.com/news-releases/news-release-details/liveperson-announces-fourth-quarter-2020-financial-results> (Accessed February 26,2021).
 43. "SPS Commerce Inc Reports Full Year 2020 Results" <https://investors.spscommerce.com/news-releases/news-release-details/sps-commerce-reports-fourth-quarter-and-full-year-2020-financial> (Accessed February 24,2021).
 44. "Sabre Corp Reports Full Year 2020 Results" <https://investors.sabre.com/static-files/3d513ce5-c487-4ba1-8672-2a0c0a19d78a> (Accessed February 27,2021).
 45. "Cerence Inc Reports First Quarter 2021 Results" <https://www.cerence.com/news-releases/news-release-details/cerence-announces-record-first-quarter-2021-results> (Accessed February 24,2021).
 46. "Advanced Energy Industries Inc Reports Full Year 2020 Results" <https://ir.advancedenergy.com/news/news-details/2021/Advanced-Energy-Announces-Fourth-Quarter-and-Full-Year-2020-Results/default.aspx> (Accessed February 24,2021).
 47. "Coherent, Inc. Reports First Fiscal Quarter Results" https://filecache.investorroom.com/mr5ir_coherent/180/Coherent%20Inc.%20Reports%20First%20Fiscal%20Quarter%20Results.pdf (Accessed February 25,2021).
 48. "Tenable Holdings, Inc. Reports Full Year 2020 Results" <https://investors.tenable.com/news-releases/news-release-details/tenable-announces-fourth-quarter-and-full-year-2020-financial> (Accessed February 5,2021).
 49. "Viavi Solutions Inc Reports Second Quarter 2021 Results" <https://bit.ly/3ltdm8> (Accessed February 24,2021).
 50. "FormFactor Inc Reports Full Year 2020 Results" <https://investors.formfactor.com/news-releases/news-release-details/formfactor-inc-reports-2020-fourth-quarter-results> (Accessed February 5,2021).
 51. "Synaptics Inc Reports Second Quarter 2021 Results" <https://investor.synaptics.com/news-releases/news-release-details/synaptics-reports-second-quarter-fiscal-2021-results> (Accessed February 24,2021).
 52. "Mimecast Ltd Reports Third Quarter 2021 Results" <https://investors.mimecast.com/news-releases/news-release-details/mimecast-announces-third-quarter-2021-financial-results> (Accessed February 5,2021).
 53. "Cleveland-Cliffs Reports Full-Year 2020 Results" <https://bit.ly/3eS0lDa> (Accessed February 25,2021).
 54. "Cannae Holdings Inc. Reports Full Year 2020 Results" <https://bit.ly/3vCmZFr> (Accessed February 25,2021).
 55. "Balchem Corp Reports Full Year 2020 Results" <https://www.balchem.com/wp-content/uploads/2021/02/Exhibit-99.1-Q4-2020.pdf> (Accessed February 24,2021).
 56. "Avient Corp Reports Full Year 2020 Results" <https://www.avient.com/investor-center/news/avient-announces-fourth-quarter-and-full-year-2020-results-and-provides-guidance-2021> (Accessed February 24,2021).
 57. "Hecla Mining Co Reports Full Year 2020 Results" <https://ir.hecla-mining.com/news-events/current-news/news-details/2021/Hecla-Reports-Fourth-Quarter-and-Full-year-2020-Results/default.aspx> (Accessed February 24,2021).
 58. "Ingevity Corp Reports Full Year 2020 Results" <https://ir.ingevity.com/news-releases/news-releases-details/2021/Ingevity-reports-preliminary-fourth-quarter-and-full-year-2020-financial-results/> (Accessed February 24,2021).
 59. "Sensient Technologies Corp Reports Full-Year 2020 Results" http://s24.q4cdn.com/938252396/files/doc_presentation/2021/02/Sensient_4Q-2020-Investor-Presentation_Final.pdf (Accessed February 25,2021).
 60. "ALLETE Inc Reports Second Quarter 2021 Results" <https://investor.allete.com/news-releases/news-release-details/allete-inc-reports-2020-earnings-335-share-initiates-2021> (Accessed February 24,2021).