




SN1000V Report

Monthly Report on the Large/Mid-Cap US Value

November 2020

Index Fundamentals

TTM Div. Yield <u>RLV 1000</u> <u>SN1000V</u> 2.36 2.65		Forward Div. Yield <u>RLV 1000</u> <u>SN1000V</u> 2.30 2.55		Forecast <u>RLV 1000</u> <u>SN1000V</u> -2.54% -3.77%	
---	---	---	--	---	---

Index Performance

Total Return Price Appreciation	
1 Month	14.73%
YTD	-1.30%
1 Year	1.62%
3 Year	19.23%
5 Year	58.74%
Inception	199.75%

Compound Annual Growth Rate	
1 Year	1.62%
3 Year	6.04%
5 Year	9.68%
Since Inception	7.36%

*Returns under 1 year are not annualized




Source: S-Network as of 11/30/2020

SN1000V Sector Performance (10/31/20 – 11/30/2020)	
Communication Services	14.25%
Consumer Discretionary	17.13%
Consumer Staples	7.91%
Energy	26.81%
Financials	17.56%
Health Care	8.49%
Industrials	18.69%
Information Technology	15.72%
Materials	13.66%
Real Estate	20.37%
Utilities	1.05%








Leading Movers				
Company Name	Ticker	Opening	Closing	Change
COTY INC	COTY US	2.90	7.19	147.93%
NORDSTROM INC	JWN US	12.10	25.92	114.21%
SPIRIT AEROSYSTEMS HOLDINGS IN	SPR US	18.19	34.00	86.92%
QURATE RETAIL INC	QRTEA US	5.89	10.47	77.64%
OCCIDENTAL PETROLEUM CORP	OXY US	9.13	15.76	72.62%

Lagging Movers				
Company Name	Ticker	Opening	Closing	Change
ARENA PHARMACEUTICALS INC	ARNA US	85.72	65.87	-23.16%
STAMPSCOM INC	STMP US	223.24	187.46	-16.03%
BLUEBIRD BIO INC	BLUE US	51.71	44.09	-14.74%
GROCERY OUTLET HOLDING CORP.	GO US	44.02	38.62	-12.27%
HANESBRANDS INC	HBI US	16.07	14.20	-11.64%





Communication Services:

-  Electronic Arts Inc's revenues decreased -14.8% for the quarter ended September 2020 to \$1.15 billion from \$1.35 billion a year earlier, while net income fell -78.3% to \$185.0 million from \$854.0 million. [Quick Link 1](#)
-  T-Mobile US Inc's net sales increased +74.2% for the quarter ended October 2020 to \$19.27 billion from \$11.06 billion a year earlier, while net income rose +43.7% to \$1.25 billion from \$0.87 billion. [Quick Link 2](#)
-  Walt Disney Co reported a net loss of \$2.86 billion for the year ended September 2020 compared to a net income of \$11.05 billion a year earlier, while revenues decreased -6.1% to \$65.39 billion from \$69.61 billion. [Quick Link 3](#)





Consumer Discretionary:

-  Booking Holdings Inc's revenues decreased -47.6% for the quarter ended September 2020 to \$2.64 billion from \$5.04 billion a year earlier, while net income fell -59.0% to \$0.80 billion from \$1.95 billion. [Quick Link 4](#)
-  General Motors Co's net sales increased 0.03% for the quarter ended September 2020 to \$35.48 billion from \$35.47 billion a year earlier, while net income rose +72.3% to \$4.05 billion from \$2.35 billion. [Quick Link 5](#)
-  McDonald's Corp's revenues decreased -1.5% for the quarter ended September 2020 to \$5.42 billion from \$5.50 billion a year earlier, while net income rose +9.3% to \$1.76 billion from \$1.61 billion. [Quick Link 6](#)
-  DR Horton Inc's revenues increased +15.5% for the year ended September 2020 to \$20.31 billion from \$17.59 billion a year earlier, while net income rose +47.2% to \$2.37 billion from \$1.61 billion. [Quick Link 7](#)
-  TJX Companies Inc's net sales decreased -3.2% for the quarter ended October 2020 to \$10.12 billion from \$10.45 billion a year earlier, while net income rose +4.6% to \$866.7 million from \$828.3 million. [Quick Link 8](#)
-  Target Corp's revenues increased +21.2% for the quarter ended October 2020 to \$22.63 billion from \$18.67 billion a year earlier, while net earnings rose +42.3% to \$1.01 billion from \$0.71 billion. [Quick Link 9](#)
-  Ross Stores Inc's net sales decreased -2.6% for the quarter ended October 2020 to \$3.75 billion from \$3.85 billion a year earlier, while net earnings fell -64.6% to \$131.2 million from \$370.9 million. [Quick Link 10](#)



Consumer Staples:


-  Mondelez International Inc's revenues increased +4.9% for the quarter ended September 2020 to \$6.67 billion from \$6.36 billion a year earlier, while net earnings fell -21.7% to \$1.12 billion from \$1.43 billion. [Quick Link 11](#)
-  Sysco Corp's net sales decreased -23.0% for the quarter ended September 2020 to \$11.78 billion from \$15.30 billion a year earlier, while net earnings fell -52.2% to \$216.9 million from \$453.8 million. [Quick Link 12](#)
-  Monster Beverage Corp's revenues increased +10.6% for the quarter ended September 2020 to \$1.25 billion from \$1.13 billion a year earlier, while net income rose +16.3% to \$347.7 million from \$298.9 million. [Quick Link 13](#)
-  Wal-Mart Stores Inc's revenues increased +5.3% for the quarter ended October 2020 to \$134.71 billion from \$127.99 billion a year earlier, while net income rose +56.2% to \$5.14 billion from \$3.29 billion. [Quick Link 14](#)


Financials:

-  Prudential Financial Inc's revenues increased +7.8% for the quarter ended September 2020 to \$13.34 billion from \$12.37 billion a year earlier, while net income rose +4.9% to \$1.49 billion from \$1.42 billion. [Quick Link 15](#)
-  Metlife Inc's revenues decreased -14.2% for the quarter ended September 2020 to \$16.02 billion from \$18.68 billion a year earlier, while net income fell -70.7% to \$0.63 billion from \$2.15 billion. [Quick Link 16](#)
-  Berkshire Hathaway B's revenues decreased -3.0% for the quarter ended September 2020 to \$63.02 billion from \$64.97 billion a year earlier, while net income rose +82.4% to \$30.14 billion from \$16.52 billion. [Quick Link 17](#)
-  Allstate Corp's revenues increased +3.9% for the quarter ended September 2020 to \$11.50 billion from \$11.07 billion a year earlier, while net income rose +27.0% to \$1.13 billion from \$0.89 billion. [Quick Link 18](#)


Health Care:


-  Becton Dickinson & Co's revenues decreased -1.0% for the year ended September 2020 to \$17.12 billion from \$17.29 billion a year earlier, while net income fell -29.3% to \$0.87 billion from \$1.23 billion. [Quick Link 19](#)
-  Bristol-Myers Squibb Co's revenues increased +75.4% for the quarter ended September 2020 to \$10.54 billion from \$6.01 billion a year earlier, while net earnings rose +38.5% to \$1.87 billion from \$1.35 billion. [Quick Link 20](#)


 CVS Health Corporation's revenues increased +3.5% for the quarter ended September 2020 to \$67.06 billion from \$64.81 billion a year earlier, while net income fell -20.3% to \$1.22 billion from \$1.53 billion. [Quick Link 21](#)


 Zimmer Biomet Holdings Inc's net sales increased +2.1% for the quarter ended September 2020 to \$1.93 billion from \$1.89 billion a year earlier, while net earnings fell -43.0% to \$246.1 million from \$432.0 million. [Quick Link 22](#)


Industrials:

 Waste Management Inc's revenues decreased -2.8% for the quarter ended September 2020 to \$3.86 billion from \$3.97 billion a year earlier, while net income fell -21.2% to \$390.0 million from \$495.0 million. [Quick Link 23](#)


 Eaton Corporation Plc's net sales decreased -14.7% for the quarter ended September 2020 to \$4.53 billion from \$5.31 billion a year earlier, while net income fell -25.8% to \$446.0 million from \$601.0 million. [Quick Link 24](#)


 Johnson Controls Inc's net sales decreased -6.9% for the year ended September 2020 to \$22.32 billion from \$23.97 billion a year earlier, while net income fell -88.9% to \$0.63 billion from \$5.67 billion. [Quick Link 25](#)


 Emerson Electric Co's net sales decreased -8.6% for the year ended September 2020 to \$16.79 billion from \$18.37 billion a year earlier, while net earnings fell -14.7% to \$1.97 billion from \$2.31 billion. [Quick Link 26](#)

 Parker Hannifin Corp's net sales decreased -3.0% for the quarter ended September 2020 to \$3.23 billion from \$3.33 billion a year earlier, while net income fell -5.2% to \$321.4 million from \$338.9 million. [Quick Link 27](#)


Information Technology:

 Qualcomm Inc's revenues decreased -3.0% for the year ended September 2020 to \$23.53 billion from \$24.27 billion a year earlier, while net income rose +18.5% to \$5.20 billion from \$4.39 billion. [Quick Link 28](#)

 Microchip Technology Inc's net sales decreased -2.2% for the quarter ended September 2020 to \$1.31 billion from \$1.34 billion a year earlier, while net income fell -32.4% to \$73.6 million from \$108.9 million. [Quick Link 29](#)


 Cisco Systems Inc's revenues decreased -9.3% for the quarter ended October 2020 to \$11.93 billion from \$13.16 billion a year earlier, while net income fell -25.9% to \$2.17 billion from \$2.93 billion. [Quick Link 30](#)


Materials:


 Ball Corp's net sales increased +4.7% for the quarter ended September 2020 to \$3.09 billion from \$2.95 billion a year earlier, while net earnings rose +162.0% to \$241.0 million from \$92.0 million. [Quick Link 31](#)


 Linde plc's net sales decreased -2.0% for the quarter ended September 2020 to \$6.86 billion from \$7.00 billion a year earlier, while net income fell -4.8% to \$700.0 million from \$735.0 million. [Quick Link 32](#)


Utilities:


 Consolidated Edison Inc's revenues decreased -1.2% for the quarter ended September 2020 to \$3.33 billion from \$3.37 billion a year earlier, while net income rose +4.2% to \$493.0 million from \$473.0 million. [Quick Link 33](#)


 Exelon Corp's revenues decreased -0.9% for the quarter ended September 2020 to \$8.85 billion from \$8.93 billion a year earlier, while net income fell -35.1% to \$501.0 million from \$772.0 million. [Quick Link 34](#)

 American Water Works Company Inc's revenues increased +6.9% for the quarter ended September 2020 to \$1.08 billion from \$1.01 billion a year earlier, while net income rose +10.0% to \$264.0 million from \$240.0 million. [Quick Link 35](#)

 Wisconsin Energy Corp's revenues increased +2.5% for the quarter ended September 2020 to \$1.65 billion from \$1.61 billion a year earlier, while net income rose +13.9% to \$266.8 million from \$234.3 million. [Quick Link 36](#)

 Dominion Resources Inc's revenues decreased -4.5% for the quarter ended September 2020 to \$3.61 billion from \$3.78 billion a year earlier, while net income fell -63.5% to \$356.0 million from \$975.0 million. [Quick Link 37](#)

 Duke Energy Corp's revenues decreased -3.2% for the quarter ended September 2020 to \$6.72 billion from \$6.94 billion a year earlier, while net income fell -4.5% to \$1.27 billion from \$1.33 billion. [Quick Link 38](#)

 Sempra Energy's revenues decreased -4.3% for the quarter ended September 2020 to \$2.64 billion from \$2.76 billion a year earlier, while net earnings fell -56.8% to \$351.0 million from \$813.0 million. [Quick Link 39](#)

1. "Electronic Arts Inc Reports Third Quarter 2020 Results" <https://ir.ea.com/press-releases/press-release-details/2020/Electronic-Arts-Reports-Strong-Q2-FY21-Financial-Results/default.aspx> (Accessed November 12,2020).
2. "T-Mobile US Inc Reports Third Quarter 2020 Results" https://s24.q4cdn.com/400059132/files/doc_financials/2020/q3/NG_TMUS-09_30_2020-EX-99.1-vFinal.pdf (Accessed November 24,2020).
3. "Walt Disney Co Reports Full Year 2020 Results" <https://thewaltdisneycompany.com/app/uploads/2020/11/q4-fy20-earnings.pdf> (Accessed November 18,2020).
4. "Booking Holdings Inc Reports Third Quarter 2020 Results" <https://ir.bookingholdings.com/static-files/3dfd6475-5e72-44bd-a0e3-889194a24285> (Accessed November 11,2020).
5. "General Motors Co Reports Third Quarter 2020 Results" <https://investor.gm.com/static-files/c86751b4-4808-40ea-ba4a-d086a950aa41> (Accessed November 12,2020).
6. "McDonald's Corp Reports Third Quarter 2020 Results" <https://corporate.mcdonalds.com/corpmcd/en-us/our-stories/article/press-releases.Q3-2020-earnings.html> (Accessed November 11,2020).
7. "Dr Horton Inc Reports Full Year 2020 Results" https://investor.drhorton.com/~/_media/Files/D/D-R-Horton-IR/press-release/q4-fy-2020-earnings-pr.pdf (Accessed November 17,2020).
8. "The TJX Companies, Inc. Reports Third Quarter FY21 Results" <https://investor.tjx.com/news-releases/news-release-details/tjx-companies-inc-reports-q3-fy21-results-reports-above-plan> (Accessed November 24,2020).
9. "Target Corporation Reports Third Quarter 2020 Results" <https://investors.target.com/news-releases/news-release-details/target-corporation-reports-third-quarter-earnings> (Accessed November 24,2020).
10. "Ross Stores Reports Third Quarter 2020 Results" <https://investors.rossstores.com/news-releases/news-release-details/ross-stores-reports-improved-trends-third-quarter-sales-and> (Accessed November 24,2020).
11. "Mondelez International Inc Reports Third Quarter 2020 Results" <https://ir.mondelezinternational.com/static-files/9efef292-1774-494b-a8b2-f661af3915cf> (Accessed November 11,2020).
12. "Sysco Corp Reports First Quarter 2021 Results" <https://investors.sysco.com/annual-reports-and-sec-filings/news-releases/2020/11-03-2020-130137700> (Accessed November 13,2020).
13. "Monster Beverage Corp Reports Third Quarter 2020 Results" <https://investors.monsterbevcorp.com/news-releases/news-release-details/monster-beverage-reports-2020-third-quarter-financial-results> (Accessed November 13,2020).
14. "Wal-Mart Stores Inc Reports Third Quarter 2020 Results" https://corporate.walmart.com/media-library/document/q3-fy21-earnings-release/_proxyDocument?id=00000175-d2ca-de00-a5ff-f3cbb6c0000 (Accessed November 18,2020).
15. "Prudential Financial Inc Reports Third Quarter 2020 Results" https://s22.q4cdn.com/600663696/files/doc_financials/quarterly_reports/2020/Q3/3Q20-QFS_FINAL.pdf (Accessed November 24,2020).
16. "MetLife Inc Reports Third Quarter 2020 Results" https://s23.q4cdn.com/579645270/files/doc_financials/2020/q3/MET_3Q20_Earnings_Release-FINAL.pdf (Accessed November 13,2020).
17. "Berkshire Hathaway Reports Third Quarter 2020 Results" <https://www.berkshirehathaway.com/qtrly/3rdqtr20.pdf> (Accessed November 24,2020).
18. "Allstate Corp Reports Third Quarter 2020 Results" <https://www.allstateinvestors.com/static-files/0b5be2ce-a9cc-4f49-a1f1-b1e39409feba> (Accessed November 13,2020).
19. "Becton Dickinson & Co Reports Full Year 2020 Results" <https://investors.bd.com/static-files/daefa0d0-98a3-4d06-9bfa-2d2b7f61f32d> (Accessed November 11,2020).
20. "Bristol-Myers Squibb Co Reports Third Quarter 2020 Results" https://s21.q4cdn.com/104148044/files/doc_financials/quarterly_reports/2020/BMY-Q32020-Earnings-Press-Release.pdf (Accessed November 11,2020).
21. "CVS Health Corporation Reports Third Quarter 2020 Results" <https://bit.ly/39iX4Ki> (Accessed November 11,2020).
22. "Zimmer Biomet Holdings Inc Reports Third Quarter 2020 Results" <https://investor.zimmerbiomet.com/news-and-events/news/2020/11-06-2020-113055317> (Accessed November 17,2020).
23. "Waste Management Inc Reports Third Quarter 2020 Results" <https://investors.wm.com/static-files/61149ae1-3e46-45d6-96b6-fbbd7e9b9090> (Accessed November 12,2020).
24. "Eaton Reports Third Quarter 2020 Results" <https://www.eaton.com/content/dam/eaton/company/investor-relations/quarterly-earnings/filings/3Q-2020-earnings-complete.pdf> (Accessed November 24,2020).
25. "Johnson Controls Inc Reports Full Year 2020 Results" <https://on.jci.com/3fy1z4I> (Accessed November 13,2020).
26. "Emerson Electric Co Reports Full Year 2020 Results" <https://bit.ly/37dcM6K> (Accessed November 12,2020).
27. "Parker Hannifin Corp Reports Third Quarter 2020 Results" <https://investors.parker.com/news-releases/news-release-details/parker-reports-fiscal-2021-first-quarter-results> (Accessed November 17,2020).
28. "Qualcomm Inc Reports Full Year 2020 Results" <https://bit.ly/36ydgFt> (Accessed November 11,2020).
29. "Microchip Technology Inc Reports Third Quarter 2020 Results" <https://bit.ly/2JbSlti> (Accessed November 17,2020).
30. "Cisco Systems Inc Reports Third Quarter 2020 Results" https://s2.q4cdn.com/951347115/files/doc_financials/2021/q1/Q1FY21-Press-Release-FINAL.pdf (Accessed November 18,2020).
31. "Ball Corp Reports Third Quarter 2020 Results" <https://ballcorp.gcs-web.com/news-releases/news-release-details/ball-reports-strong-third-quarter-results#>

(Accessed November 17,2020).

32. "Linde plc Reports Third Quarter 2020 Results" <https://bit.ly/2JdSnGK> (Accessed November 11,2020).
33. "Con Edison Reports 2020 Third Quarter Results" <https://investor.conedison.com/static-files/7b7a7b12-554f-4024-9f3b-7bb059b0688c> (Accessed November 24,2020).
34. "Exelon Corp Reports Third Quarter 2020 Results" <https://investors.exeloncorp.com/static-files/d90e0058-8f44-466a-8104-df5f39aca846> (Accessed November 13,2020).
35. "American Water Works Company Inc Reports Third Quarter 2020 Results" <https://ir.amwater.com/financial-release/5115ae63-d381-4e45-b303-8bd7f6fd30b81> (Accessed November 17,2020).
36. "Wisconsin Energy Corp Reports Third Quarter 2020 Results" <https://bit.ly/2JfvbaM> (Accessed November 13,2020).
37. "Dominion Resources Inc Reports Third Quarter 2020 Results" <https://news.dominionenergy.com/2020-11-05-Dominion-Energy-Announces-Third-Quarter-Earnings> (Accessed November 11,2020).
38. "Duke Energy Corp Reports Third Quarter 2020 Results" https://www.duke-energy.com/_/media/pdfs/our-company/investors/news-and-events/2020/3qresults/3q2020-earnings-release.pdf?la=en (Accessed November 11,2020).
39. "Sempra Energy Reports Third Quarter 2020 Results" <https://www.sempra.com/sempra-energy-reports-third-quarter-2020-earnings-results> (Accessed November 13,2020).