




SN1000V Report

Monthly Report on the Large/Mid-Cap US Value

February 2021

Index Fundamentals

TTM Div. Yield <u>RLV 1000</u> <u>SN1000V</u> 2.13 2.37		Forward Div. Yield <u>RLV 1000</u> <u>SN1000V</u> 2.18 2.41		Forecast <u>RLV 1000</u> <u>SN1000V</u> +2.35% +1.69%	
---	---	---	--	---	---

Index Performance

Total Return Price Appreciation	
1 Month	6.59%
YTD	5.47%
1 Year	24.18%
3 Year	29.95%
5 Year	87.11%
Inception	229.97%

Compound Annual Growth Rate	
1 Year	24.18%
3 Year	9.12%
5 Year	13.35%
Since Inception	7.90%

*Returns under 1 year are not annualized


Source: S-Network as of 02/28/2021


SN1000V Sector Performance (01/31/2021 – 02/28/2021)	
Communication Services	5.35%
Consumer Discretionary	10.02%
Consumer Staples	-0.07%
Energy	21.17%
Financials	12.53%
Health Care	-2.34%
Industrials	8.01%
Information Technology	5.74%
Materials	4.73%
Real Estate	20.19%
Utilities	-6.01%

Leading Movers				
Company Name	Ticker	Opening	Closing	Change
TRIPADVISOR INC	TRIP US	30.97	49.62	60.22%
MARATHON OIL CORP	MRO US	7.24	11.10	53.31%
ROYAL CARIBBEAN CRUISES LTD	RCL US	65.00	93.27	43.49%
CARNIVAL CORP	CCL US	18.67	26.75	43.28%
MARRIOTT VACATIONS WORLDWIDE	VAC US	122.76	169.71	38.25%


Lagging Movers				
Company Name	Ticker	Opening	Closing	Change
ROOT INC	ROOT US	20.16	13.49	-33.07%
PROTO LABS INC	PRLB US	211.80	145.68	-31.22%
ORMAT TECHNOLOGIES INC	ORA US	114.16	85.67	-24.96%
NIKOLA CORPORATION	NKLA US	23.09	18.10	-21.61%
STAMPS.COM INC	STMP US	228.31	181.93	-20.31%


Communication Services:

 Activision Blizzard Inc's revenues increased +24.6% for the year ended December 2020 to \$8.09 billion from \$6.49 billion a year earlier, while net income rose +46.7% to \$2.20 billion from \$1.50 billion. [Quick Link 1](#)


 T-Mobile US Inc's revenues increased +46.1% for the year ended December 2020 to \$50.39 billion from \$34.50 billion a year earlier, while net income fell -11.8% to \$3.06 billion from \$3.47 billion. [Quick Link 2](#)


Consumer Discretionary:


 General Motors Co's revenues decreased -4.9% for the year ended December 2020 to \$13.83 billion from \$14.55 billion a year earlier, while net income rose +27.2% to \$2.01 billion from \$1.58 billion. [Quick Link 3](#)


 Booking Holdings Inc's revenues decreased -54.9% for the year ended December 2020 to \$6.80 billion from \$15.07 billion a year earlier, while net income fell -98.8% to \$0.06 billion from \$4.87 billion. [Quick Link 4](#)


Consumer Staples:

 Estee Lauder Companies Inc's net sales decreased -1.2% for the year ended December 2020 to \$8.42 billion from \$8.52 billion a year earlier, while net earnings rose +20.7% to \$1.40 billion from \$1.16 billion. [Quick Link 5](#)


 Philip Morris International Inc's revenues decreased -3.8% for the year ended December 2020 to \$28.69 billion from \$29.81 billion a year earlier, while net income fell -5.9% to \$11.07 billion from \$11.76 billion. [Quick Link 6](#)

 The Coca-Cola Co's revenues decreased -11.4% for the year ended December 2020 to \$33.01 billion from \$37.27 billion a year earlier, while net income fell -13.1% to \$7.75 billion from \$8.92 billion. [Quick Link 7](#)


 PepsiCo Inc's revenues increased +4.8% for the year ended December 2020 to \$70.37 billion from \$67.16 billion a year earlier, while net income fell -2.6% to \$7.12 billion from \$7.31 billion. [Quick Link 8](#)


 Wal-Mart Stores Inc's revenues increased +6.7% for the year ended December 2020 to \$559.15 billion from \$523.96 billion a year earlier, while net income fell -9.2% to \$13.51 billion from \$14.88 billion. [Quick Link 9](#)

Energy:


 ConocoPhillips reported a net loss of \$2.70 billion for the year ended December 2020 compared to a net income of \$7.20 billion a year earlier, while revenues decreased -47.5% to \$19.26 billion from \$36.67 billion. [Quick Link 10](#)


Financials:

 Chubb Corp's revenues increased +5.8% for the year ended December 2020 to \$33.12 billion from \$31.29 billion a year earlier, while net income fell -20.7% to \$3.53 billion from \$4.45 billion. [Quick Link 11](#)

 IntercontinentalExchange Inc's revenues increased +25.9% for the year ended December 2020 to \$8.24 billion from \$6.55 billion a year earlier, while net income rose +8.3% to \$2.09 billion from \$1.93 billion. [Quick Link 12](#)


 Aon Plc's revenues increased +0.5% for the year ended December 2020 to \$11.07 billion from \$11.01 billion a year earlier, while net income rose +28.8% to \$1.97 billion from \$1.53 billion. [Quick Link 13](#)


 CME Group Inc's revenues increased +0.4% for the year ended December 2020 to \$4.88 billion from \$4.86 billion a year earlier, while net income fell -0.5% to \$2.11 billion from \$2.12 billion. [Quick Link 14](#)


 Berkshire Hathaway B's revenues decreased -3.6% for the year ended December 2020 to \$245.51 billion from \$254.62 billion a year earlier, while net earnings fell -47.8% to \$42.52 billion from \$81.42 billion. [Quick Link 15](#)


Health Care:


 Pfizer Inc's revenues increased +1.8% for the year ended December 2020 to \$41.91 billion from \$41.17 billion a year earlier, while net income fell -40.9% to \$9.62 billion from \$16.27 billion. [Quick Link 16](#)


 Amgen Inc's revenues increased +8.8% for the year ended December 2020 to \$25.42 billion from \$23.36 billion a year earlier, while net income fell -7.4% to \$7.26 billion from \$7.84 billion. [Quick Link 17](#)

 Boston Scientific Corp reported a net loss of \$0.17 billion for the year ended December 2020 compared to a net income of \$4.70 billion a year earlier, while revenues decreased -7.7% to \$9.91 billion from \$10.74 billion. [Quick Link 18](#)

 AbbVie Inc's revenues increased +37.7% for the year ended December 2020 to \$45.80 billion from \$33.27 billion a year earlier, while net earnings fell -41.5% to \$4.61 billion from \$7.88 billion. [Quick Link 19](#)


 Merck & Co Inc's net sales increased +2.5% for the year ended December 2020 to \$47.99 billion from \$46.84 billion a year earlier, while net income fell -28.2% to \$7.07 billion from \$9.84 billion. [Quick Link 20](#)


 Bristol-Myers Squibb Co reported a net loss of \$9.02 billion for the year ended December 2020 compared to net earnings of \$3.44 billion a year earlier, while revenues increased +62.6% to \$42.52 billion from \$26.15 billion. [Quick Link 21](#)

 Cigna Corp reported a net loss of \$2.33 billion for the year ended December 2020 compared to a net loss of \$2.66 billion a year earlier, while revenues increased +1.5% to \$5.26 billion from \$5.18 billion. [Quick Link 22](#)


Industrials:


 Emerson Electric Co's revenues decreased -8.6% for the year ended December 2020 to \$16.79 billion from \$18.37 billion a year earlier, while net income fell -15.2% to \$1.96 billion from \$2.31 billion. [Quick Link 23](#)


 Illinois Tool Works Inc's revenues decreased -10.9% for the year ended December 2020 to \$12.57 billion from \$14.10 billion a year earlier, while net income fell -16.3% to \$2.11 billion from \$2.52 billion. [Quick Link 24](#)


 Waste Management Inc's revenues decreased -1.5% for the year ended December 2020 to \$15.22 billion from \$15.46 billion a year earlier, while net income fell -10.2% to \$1.50 billion from \$1.67 billion. [Quick Link 25](#)


Information Technology:

 Cognizant Technology Solutions Corp's revenues decreased -0.8% for the year ended December 2020 to \$16.65 billion from \$16.78 billion a year earlier, while net income fell -24.5% to \$1.39 billion from \$1.84 billion. [Quick Link 26](#)


 Fiserv Inc's revenues increased +42.4% for the year ended December 2020 to \$12.22 billion from \$8.58 billion a year earlier, while net income rose +7.3% to \$958.0 million from \$893.0 million. [Quick Link 27](#)

 Fidelity National Information Services Inc's revenues increased +21.5% for the year ended December 2020 to \$12.55 billion from \$10.33 billion a year earlier, while net earnings fell -47.0% to \$158.0 million from \$298.0 million. [Quick Link 28](#)


 Global Payments Inc's revenues increased +51.1% for the year ended December 2020 to \$7.42 billion from \$4.91 billion a year earlier, while net income rose +35.7% to \$584.5 million from \$430.6 million. [Quick Link 29](#)


 Analog Devices Inc's revenues increased +20.0% for the quarter ended January 2021 to \$1.56 billion from \$1.30 billion a year earlier, while net income rose +90.6% to \$388.5 million from \$203.9 million. [Quick Link 30](#)

Materials:


 Air Products & Chemicals Inc's revenues increased +5.3% for the quarter ended December 2020 to \$2.37 billion from \$2.25 billion a year earlier, while net income rose +1.3% to \$482.0 million from \$475.6 million. [Quick Link 31](#)


 Linde plc's net sales decreased -3.5% for the year ended December 2020 to \$27.24 billion from \$28.23 billion a year earlier, while net income rose +9.6% to \$2.50 billion from \$2.28 billion. [Quick Link 32](#)


 Ecolab Inc reported a net loss of \$1.21 billion for the year ended December 2020 compared to a net income of \$1.59 billion a year earlier, while net sales decreased -6.1% to \$11.79 billion from \$12.56 billion. [Quick Link 33](#)

 Newmont Mining Corp's revenues increased +18.1% for the year ended December 2020 to \$11.50 billion from \$9.74 billion a year earlier, while net income rose +0.7% to \$2.83 billion from \$2.81 billion. [Quick Link 34](#)

Utilities:

 Duke Energy Corp's revenues decreased -4.9% for the year ended December 2020 to \$23.86 billion from \$25.08 billion a year earlier, while net income fell -63.2% to \$1.38 billion from \$3.75 billion. [Quick Link 35](#)

 Dominion Resources Inc reported a net loss of \$0.4 million for the year ended December 2020 compared to a net income of \$1.4 million a year earlier, while revenues decreased -1.6% to \$14.17 billion from \$14.40 billion. [Quick Link 36](#)

 Southern Co's revenues decreased -4.9% for the year ended December 2020 to \$20.38 billion from \$21.42 billion a year earlier, while net income fell -34.2% to \$3.12 billion from \$4.74 billion. [Quick Link 37](#)

1. "Activision Blizzard Inc Reports Full Year 2020 Results" <https://investor.activision.com/static-files/0a027e58-e3cd-445e-9e38-fd27f34775af> (Accessed Feb 25, 2021).
2. "Intuit Inc Reports Full Year 2020 Results" https://s24.q4cdn.com/400059132/files/doc_financials/2020/q4/NG_TMUS-12_31_2020-ER-Tables-vFinal.pdf (Accessed Feb 25, 2021).
3. "General Motors Co Reports Full Year 2020 Results" <https://gmfinancial.gcs-web.com/static-files/17232743-3d93-494b-a271-d17f50b443cb> (Accessed Feb 25, 2021).
4. "Booking Holdings Inc Reports Full Year 2021 Results" <https://ir.bookingholdings.com/static-files/8134bee8-1555-48ce-b8c7-3bc1164364b4> (Accessed Feb 25, 2021).
5. "Estee Lauder Companies Inc Reports Full Year 2020 Results" <https://bit.ly/2P5zqIS> (Accessed Feb 25, 2021).
6. "Philip Morris International Inc Reports Full Year 2020 Results" <https://philipmorrisinternational.gcs-web.com/static-files/b671537b-f656-4ea4-92e2-eef53d6b3ebc> (Accessed Feb 25, 2021).
7. "The Coca-Cola Co Reports Full Year 2020 Results" <https://bit.ly/3eTDzdY> (Accessed Feb 25, 2021).
8. "PepsiCo Inc Reports Full Year 2020 Results" https://investors.pepsico.com/docs/album/investors/q4-2020/q4-2020-form-10k_f8uYvm8TSH9jdseD.pdf (Accessed Feb 25, 2021).
9. "Wal-Mart Stores Inc Reports Full Year 2020 Results" https://s2.q4cdn.com/056532643/files/doc_financials/2021/q4/Q4FY21-Earnings-Release_Final.pdf (Accessed Feb 25, 2021).
10. "ConocoPhillips Reports Full Year 2020 Results" <https://static.conocophillips.com/files/resources/4q20-supplemental-information.pdf> (Accessed Feb 25, 2021).
11. "Chubb Corp Reports Full Year 2020 Results" https://s1.q4cdn.com/677769242/files/doc_financials/2020/q4/f1d9d3a7-fa32-434e-981d-975169a97d64.pdf (Accessed Feb 25, 2021).
12. "IntercontinentalExchange Inc Reports Full Year 2020 Results" https://s2.q4cdn.com/154085107/files/doc_financials/2020/q4/4Q20-Earnings-Press-Release_vF.pdf (Accessed Feb 25, 2021).
13. "Aon Plc Reports Full Year 2020 Results" https://s2.q4cdn.com/545627090/files/doc_financials/2020/q4/4Q20-Earnings-Release-Final.pdf (Accessed Feb 25, 2021).
14. "CME Group Inc Reports Full Year 2020 Results" <http://investor.cmegroup.com/static-files/74ff1d56-ab37-4631-b975-443ce75d19a5> (Accessed Feb 25, 2021).
15. "Nvidia Corp Reports Full Year 2020 Results" <https://berkshirehathaway.com/2020ar/2020ar.pdf> (Accessed Feb 25, 2021).
16. "Pfizer Inc Reports Full Year 2020 Results" https://s21.q4cdn.com/317678438/files/doc_financials/2020/q4/Q4-2020-PFE-Earnings-Release.pdf (Accessed Feb 25, 2021).
17. "Amgen Inc Reports Full Year 2020 Results" <https://investors.amgen.com/news-releases/news-release-details/amgen-reports-fourth-quarter-and-full-year-2020-financial> (Accessed Feb 25, 2021).
18. "Boston Scientific Corp Reports Full Year 2020 Results" <https://news.bostonscientific.com/2021-02-03-Boston-Scientific-Announces-Results-For-Fourth-Quarter-And-Full-Year-2020> (Accessed Feb 25, 2021).
19. "AbbVie Inc Reports Full Year 2020 Results" <https://investors.abbvie.com/static-files/28ec0c10-474f-4b35-9133-1518835fd31e> (Accessed Feb 25, 2021).
20. "Merck & Co Inc Reports Full Year 2020 Results" https://s21.q4cdn.com/488056881/files/doc_financials/2020/q4/Financial-Highlights-Package-02042021.pdf (Accessed Feb 25, 2021).
21. "Bristol-Myers Squibb Co Reports Full Year 2020 Results" https://s21.q4cdn.com/104148044/files/doc_financials/quarterly_reports/2020/BMY-Q42020-Earnings-Press-Release.pdf (Accessed Feb 25, 2021).
22. "Cigna Corp Reports Full Year 2020 Results" <https://bit.ly/2P8NZLN> (Accessed Feb 25, 2021).
23. "Emerson Electric Co Reports Full Year 2020 Results" <https://www.emerson.com/documents/corporate/2020emersonannualreport-en-us-7235172.pdf> (Accessed Feb 25, 2021).
24. "Illinois Tool Works Inc Reports Full Year 2020 Results" https://s25.q4cdn.com/220651370/files/doc_financials/2020/q4/ITW-Reports-Fourth-Quarter-and-Full-Year-2020-Results.pdf (Accessed Feb 25, 2021).
25. "Waste Management Inc Reports Full Year 2020 Results" <https://investors.wm.com/static-files/5556c5f0-3e54-46a3-bf9d-4aa218f50fec> (Accessed Feb 25, 2021).
26. "Cognizant Technology Solutions Corp Reports Full Year 2020 Results" https://cognizant.q4cdn.com/123993165/files/doc_financials/2020/q4/4Q20-Press-Release_vFinal.pdf (Accessed Feb 25, 2021).
27. "Fiserv Inc Reports Full Year 2020 Results" <https://investors.fiserv.com/static-files/3434b094-c4aa-410b-99a7-9000504066d8> (Accessed Feb 25, 2021).
28. "Fidelity National Information Services Inc Reports Full Year 2021 Results" <https://www.investor.fisglobal.com/static-files/d8b36765-81d4-465f-ae57-a67ef1a91bc1> (Accessed Feb 25, 2021).
29. "Global Payments Inc Reports Full Year 2020 Results" https://s21.q4cdn.com/254933054/files/doc_financials/2020/q4/Q4-2020-Press-Release.pdf (Accessed Feb 25, 2021).
30. "Analog Devices Inc Reports First Quarter 2021 Results" <https://investor.analog.com/static-files/91241cfa-5cb6-40a6-8add-8cd898aafef1> (Accessed Feb 25, 2021).

31. "Air Products & Chemicals Inc Reports First Quarter 2021 Results" <https://www.airproducts.com/-/media/airproducts/files/en/news-center/2021-0204-q1-earnings.pdf?la=en&hash=3C69FF1B621C56EA950CD9E6D0C3F38A> (Accessed Feb 25, 2021).
32. "Linde plc Reports Full Year 2020 Results" <https://investors.linde.com/-/media/linde/merger/documents/press-releases/2020/linde-4q20-earnings-release-tables.pdf?la=en> (Accessed Feb 25, 2021).
33. "Ecolab Inc Reports Full Year 2020 Results" https://s24.q4cdn.com/931105847/files/doc_financials/2020/q4/Q4-2020-Press-Release.pdf (Accessed Feb 25, 2021).
34. "Newmont Mining Corp Reports Full Year 2020 Results" https://s24.q4cdn.com/382246808/files/doc_financials/2020/q4/Newmont-Full-Year-and-Fourth-Quarter-2020-Earnings-Release_Final.pdf (Accessed Feb 25, 2021).
35. "Duke Energy Corp Reports Full Year 2020 Results" https://www.duke-energy.com/_/media/pdfs/our-company/investors/news-and-events/2020/4qresults/q4-2020-earnings-release.pdf?la=en (Accessed Feb 25, 2021).
36. "Dominion Resources Inc Reports Full Year 2020 Results" <https://investors.dominionenergy.com/news/press-release-details/2021/Dominion-Energy-Announces-Fourth-Quarter-and-Full-Year-2020-Earnings/> (Accessed Feb 25, 2021).
37. "Southern Co Reports Full Year 2020 Results" https://s2.q4cdn.com/471677839/files/doc_financials/2020/q4/a963a4ee-f492-44f4-8c18-6e5998832055.pdf (Accessed Feb 25, 2021).