

SN1000G Report

Monthly Report on the Large/Mid-Cap US Growth

July 2020

Index Fundamentals

TTM Div. Yield <u>RLG 1000</u> <u>SN1000G</u> 0.90 0.93		Forward Div. Yield <u>RLG 1000</u> <u>SN1000G</u> 0.88 0.94		Forecast <u>RLG 1000</u> <u>SN1000G</u> -2.22% +1.08%	
---	--	---	--	---	--

Source: Bloomberg

Index Performance

Total Return Price Appreciation	
1 Month	7.24%
YTD	16.04%
1 Year	26.59%
3 Year	70.05%
5 Year	104.57%
Inception	439.35%

Compound Annual Growth Rate	
1 Year	26.59%
3 Year	19.36%
5 Year	15.39%
Since Inception	11.78%

*Returns under 1 year are not annualized





Source: S-Network as of 07/31/2020

SN1000G Sector Performance (06/30/20 – 07/31/20)	
Communication Services	8.23%
Consumer Discretionary	11.38%
Consumer Staples	7.50%
Energy	-3.48%
Financials	5.39%
Health Care	5.19%
Industrials	6.04%
Information Technology	6.39%
Materials	9.95%
Real Estate	-2.92%
Utilities	11.84%





Leading Movers				
Company Name	Ticker	Opening	Closing	Change
LIVONGO HEALTH INC	LVGO US	75.19	127.25	69.24%
PINTEREST INC	PINS US	22.17	34.29	54.67%
LITHIA MOTORS INC	LAD US	151.33	229.15	51.42%
THE BOSTON BEER CO INC	SAM US	536.65	810.44	51.02%
ADVANCED MICRO DEVICES INC	AMD US	52.61	77.43	47.18%

Lagging Movers				
Company Name	Ticker	Opening	Closing	Change
EHEALTH INC	EHTH US	98.24	69.14	-29.62%
ADEPTUS HEALTH INC	ADPT US	48.38	37.32	-22.86%
CAESARS ENTERTAINMENT CORP	CZR US	40.06	31.05	-22.49%
DECIPHERA PHARMACEUTICALS INC	DCPH US	59.72	46.37	-22.35%
SCHRODINGER INC.	SDGR US	91.57	72.38	-20.96%






Communication Services:

-  Comcast Corp's revenues decreased -11.7% for the quarter ended June 2020 to \$23.72 billion from \$26.86 billion a year earlier, while net income fell -4.5% to \$2.99 billion from \$3.13 billion. [Quick Link 1](#)
-  Facebook Inc's revenues increased +10.7% for the quarter ended June 2020 to \$18.69 billion from \$16.89 billion a year earlier, while net income rose +97.7% to \$5.18 billion from \$2.62 billion. [Quick Link 2](#)
-  Alphabet Inc's revenues decreased -1.6% for the quarter ended June 2020 to \$38.30 billion from \$38.94 billion a year earlier, while net income fell -30.1% to \$6.96 billion from \$9.95 billion. [Quick Link 3](#)
-  Netflix Inc's revenues increased +25.0% for the quarter ended June 2020 to \$6.15 billion from \$4.92 billion a year earlier, while net income rose +166.1% to \$720.2 million from \$270.7 million. [Quick Link 4](#)




Consumer Discretionary:

-  Amazon.com Inc's net sales increased +40.2% for the quarter ended June 2020 to \$88.91 billion from \$63.40 billion a year earlier, while net income rose +99.2% to \$5.24 billion from \$2.63 billion. [Quick Link 5](#)
-  McDonald's Corp's revenues decreased -30.5% for the quarter ended June 2020 to \$3.76 billion from \$5.41 billion a year earlier, while net income fell -68.4% to \$0.48 billion from \$1.52 billion. [Quick Link 6](#)
-  Starbucks Corp reported a net loss of \$0.68 billion for the quarter ended June 2020 compared to net earnings of \$1.37 billion a year earlier, while revenues decreased -38.1% to \$4.22 billion from \$6.82 billion. [Quick Link 7](#)
-  Tesla Motors Inc reported a net income of \$104.0 million for the quarter ended June 2020 compared to a net loss of \$408.0 million a year earlier, while revenues decreased -4.9% to \$6.04 billion from \$6.35 billion. [Quick Link 8](#)





Consumer Staples:









-  The Coca-Cola Co's revenues decreased -28.5% for the quarter ended June 2020 to \$7.15 billion from \$10.00 billion a year earlier, while net income fell -31.8% to \$1.78 billion from \$2.61 billion. [Quick Link 9](#)
-  Mondelez International Inc's revenues decreased -2.5% for the quarter ended June 2020 to \$5.91 billion from \$6.06 billion a year earlier, while net earnings fell -32.3% to \$544.0 million from \$803.0 million. [Quick Link 10](#)
-  PepsiCo Inc's revenues decreased -3.0% for the quarter ended June 2020 to \$15.95 billion from \$16.45 billion a year earlier, while net income fell -19.1% to \$1.65 billion from \$2.04 billion. [Quick Link 11](#)
-  Procter & Gamble Co's net sales increased +4.8% for the year ended June 2020 to \$70.95 billion from \$67.68 billion a year earlier, while net earnings rose +234.1% to \$13.03 billion from \$3.90 billion. [Quick Link 12](#)
-  Philip Morris International Inc's revenues decreased -13.6% for the quarter ended June 2020 to \$6.65 billion from \$7.70 billion a year earlier, while net income fell -14.4% to \$2.73 billion from \$3.19 billion. [Quick Link 13](#)

Financials:






-  American Express Co's net sales decreased -29.2% for the quarter ended June 2020 to \$7.68 billion from \$10.84 billion a year earlier, while net income fell -86.1% to \$0.24 billion from \$1.73 billion. [Quick Link 14](#)
-  BlackRock Inc's revenues increased +3.7% for the quarter ended June 2020 to \$3.65 billion from \$3.52 billion a year earlier, while net income rose +21.0% to \$1.21 billion from \$1.00 billion. [Quick Link 15](#)
-  CME Group Inc's revenues decreased -7.1% for the quarter ended June 2020 to \$1.18 billion from \$1.27 billion a year earlier, while net income fell -2.0% to \$503.3 million from \$513.8 million. [Quick Link 16](#)

Health Care:











-  Abbott Laboratories's net sales decreased -8.1% for the quarter ended June 2020 to \$7.33 billion from \$7.98 billion a year earlier, while net income fell -46.5% to \$0.54 billion from \$1.01 billion. [Quick Link 17](#)
-  Amgen Inc's revenues increased +5.8% for the quarter ended June 2020 to \$6.21 billion from \$5.87 billion a year earlier, while net income fell -17.4% to \$1.80 billion from \$2.18 billion. [Quick Link 18](#)
-  Anthem Inc's revenues increased +15.9% for the quarter ended June 2020 to \$29.18 billion from \$25.18 billion a year earlier, while net income rose +135.0% to \$3.36 billion from \$1.43 billion. [Quick Link 19](#)
-  Cigna Corp's revenues increased +1.2% for the quarter ended June 2020 to \$39.27 billion from \$38.82 billion a year earlier, while net income rose +24.1% to \$1.75 billion from \$1.41 billion. [Quick Link 20](#)

-  Danaher Corp's revenues increased +19.4% for the quarter ended June 2020 to \$5.30 billion from \$4.44 billion a year earlier, while net earnings rose +26.0% to \$892.7 million from \$708.6 million. [Quick Link 21](#)
-  Intuitive Surgical Inc's revenues decreased -22.7% for the quarter ended June 2020 to \$0.85 billion from \$1.10 billion a year earlier, while net income fell -78.6% to \$68.0 million from \$318.3 million. [Quick Link 22](#)
-  Johnson & Johnson's net sales decreased -10.8% for the quarter ended June 2020 to \$18.34 billion from \$20.56 billion a year earlier, while net earnings fell -35.3% to \$3.63 billion from \$5.61 billion. [Quick Link 23](#)
-  Eli Lilly & Co's revenues decreased -2.5% for the quarter ended June 2020 to \$5.50 billion from \$5.64 billion a year earlier, while net income rose +6.0% to \$1.41 billion from \$1.33 billion. [Quick Link 24](#)
-  Merck & Co Inc's net sales decreased -7.6% for the quarter ended June 2020 to \$10.87 billion from \$11.76 billion a year earlier, while net income rose +12.4% to \$3.00 billion from \$2.67 billion. [Quick Link 25](#)
-  Pfizer Inc's revenues decreased -11.0% for the quarter ended June 2020 to \$11.80 billion from \$13.26 billion a year earlier, while net income fell -32.1% to \$3.43 billion from \$5.05 billion. [Quick Link 26](#)
-  Thermo Fisher Scientific Inc's revenues increased +9.5% for the quarter ended June 2020 to \$6.92 billion from \$6.32 billion a year earlier, while net income rose +3.6% to \$1.16 billion from \$1.12 billion. [Quick Link 27](#)
-  Unitedhealth Group Inc's revenues increased +2.5% for the quarter ended June 2020 to \$62.10 billion from \$60.60 billion a year earlier, while net income rose +95.7% to \$9.20 billion from \$4.70 billion. [Quick Link 28](#)

Industrials:

-  Honeywell International Inc's net sales decreased -19.0% for the quarter ended June 2020 to \$7.48 billion from \$9.24 billion a year earlier, while net income fell -29.9% to \$1.08 billion from \$1.54 billion. [Quick Link 29](#)
-  Lockheed Martin Corp's net sales increased +12.4% for the quarter ended June 2020 to \$16.22 billion from \$14.43 billion a year earlier, while net earnings rose +14.8% to \$1.63 billion from \$1.42 billion. [Quick Link 30](#)
-  3M Co's net sales decreased -12.1% for the quarter ended June 2020 to \$7.18 billion from \$8.17 billion a year earlier, while net income rose +14.2% to \$1.29 billion from \$1.13 billion. [Quick Link 31](#)
-  Union Pacific Corp's revenues decreased -24.3% for the quarter ended June 2020 to \$4.24 billion from \$5.60 billion a year earlier, while net income fell -28.0% to \$1.13 billion from \$1.57 billion. [Quick Link 32](#)
-  United Parcel Service Inc's revenues increased +13.4% for the quarter ended June 2020 to \$20.46 billion from \$18.05 billion a year earlier, while net income rose +4.7% to \$1.77 billion from \$1.69 billion. [Quick Link 33](#)

Information Technology:

-  Apple Inc's net sales increased +10.9% for the quarter ended June 2020 to \$59.69 billion from \$53.81 billion a year earlier, while net income rose +12.1% to \$11.25 billion from \$10.04 billion. [Quick Link 34](#)
-  Automatic Data Processing Inc's revenues increased +3.4% for the quarter ended June 2020 to \$14.59 billion from \$14.11 billion a year earlier, while net earnings rose +7.9% to \$2.47 billion from \$2.29 billion. [Quick Link 35](#)
-  Advanced Micro Devices Inc's revenues increased +26.1% for the quarter ended June 2020 to \$1.93 billion from \$1.53 billion a year earlier, while net income rose +348.6% to \$157.0 million from \$35.0 million. [Quick Link 36](#)
-  Intel Corp's revenues increased +19.4% for the quarter ended June 2020 to \$19.70 billion from \$16.50 billion a year earlier, while net income rose +21.4% to \$5.10 billion from \$4.20 billion. [Quick Link 37](#)
-  MasterCard Inc's revenues decreased -19.5% for the quarter ended June 2020 to \$3.30 billion from \$4.10 billion a year earlier, while net income fell -30.0% to \$1.40 billion from \$2.00 billion. [Quick Link 38](#)
-  Microsoft Corp's revenues increased +13.7% for the year ended June 2020 to \$143.02 billion from \$125.84 billion a year earlier, while net income rose +12.8% to \$44.28 billion from \$39.24 billion. [Quick Link 39](#)
-  ServiceNow Inc reported a net income of \$40.8 million for the quarter ended June 2020 compared to a net loss of \$11.1 million a year earlier, while revenues increased +28.9% to \$1.07 billion from \$0.83 billion. [Quick Link 40](#)
-  PayPal Holdings Inc's revenues increased +22.0% for the quarter ended June 2020 to \$5.26 billion from \$4.31 billion a year earlier, while net income rose +86.6% to \$1.53 billion from \$0.82 billion. [Quick Link 41](#)
-  Qualcomm Inc's revenues decreased -49.3% for the quarter ended June 2020 to \$4.89 billion from \$9.64 billion a year earlier, while net income fell -60.5% to \$0.85 billion from \$2.15 billion. [Quick Link 42](#)
-  Texas Instruments Inc's revenues decreased -11.7% for the quarter ended June 2020 to \$3.24 billion from \$3.67 billion a year earlier, while net income rose +5.3% to \$1.38 billion from \$1.31 billion. [Quick Link 43](#)



Visa's revenues decreased -17.1% for the quarter ended June 2020 to \$4.84 billion from \$5.84 billion a year earlier, while net income fell -23.5% to \$2.37 billion from \$3.10 billion. [Quick Link 44](#)

Utilities:



NextEra Energy Inc's revenues decreased -15.5% for the quarter ended June 2020 to \$4.20 billion from \$4.97 billion a year earlier, while net income rose +4.1% to \$1.28 billion from \$1.23 billion. [Quick Link 45](#)

1. "Comcast Reports Second Quarter 2020 Results" <https://www.cmcsa.com/news-releases/news-release-details/comcast-reports-2nd-quarter-2020-results> (Accessed July 31, 2020).
2. "Facebook Reports Second Quarter 2020 Results" <https://investor.fb.com/investor-news/press-release-details/2020/Facebook-Reports-Second-Quarter-2020-Results/default.aspx> (Accessed July 31, 2020).
3. "Alphabet Announces Second Quarter 2020 Results" https://abc.xyz/investor/static/pdf/2020Q2_alphabet_earnings_release.pdf?cache=a881c38 (Accessed July 31, 2020).
4. "Nefflix Reports Second Quarter Results" https://s22.q4cdn.com/959853165/files/doc_financials/2020/q2/Q2'20-Website-Financials.xlsx (Accessed July 20, 2020).
5. "Amazon.com Reports 2020 Second-Quarter Results" https://s2.q4cdn.com/299287126/files/doc_financials/2020/q2/update/Q2-2020-Amazon-Earnings-Release.pdf (Accessed July 31, 2020).
6. "McDonald's Reports Second Quarter 2020 Results" <https://news.mcdonalds.com/news-releases/news-release-details/mcdonalds-reports-second-quarter-2020-results> (Accessed July 30, 2020).
7. "Starbucks Reports Q3 Fiscal 2020 Results" <https://bit.ly/33pAeO5> (Accessed July 30, 2020).
8. "Tesla Releases Second Quarter 2020 Financial Results" <https://ir.tesla.com/static-files/f41f4254-f1cc-4929-a0b6-6623b00475a6> (Accessed July 26, 2020).
9. "Coca-Cola Reports Second Quarter 2020 Results" <https://bit.ly/2PwTNvv> (Accessed July 22, 2020).
10. "Mondelez International Reports 2020 Second Quarter" <https://ir.mondelezinternational.com/static-files/eb6c0e9b-e461-4be7-9351-b8a0ec90a1d1> (Accessed July 31, 2020).
11. "PepsiCo Reports Second-Quarter 2020 Results" https://investors.pepsico.com/docs/album/investors/q2-2020/q2-2020-earnings-release_p9w8lzgs0vild89k.pdf (Accessed July 20, 2020).
12. "P&G Announces Fiscal Year 2020 Results" <https://news.pg.com/press-release/pg-corporate-announcements/pg-announces-fourth-quarter-and-fiscal-year-2020-results> (Accessed July 31, 2020).
13. "Philip Morris International Reports Second-Quarter 2020 Results" <https://philipmorrisinternational.gcs-web.com/static-files/b88146c3-a4e9-421e-b2aa-b470e74fcd2> (Accessed July 22, 2020).
14. "American Express Second Quarter 2020 Earnings Results" <https://ir.americanexpress.com/Cache/IRCache/f5d13497-f372-287a-f146-e0542cc4e10d.pdf> (Accessed July 26, 2020).
15. "BlackRock Reports Second Quarter 2020" https://s24.q4cdn.com/856567660/files/doc_financials/2020/Q2/BLK-2Q20-Earnings-Release.pdf (Accessed July 20, 2020).
16. "CME Group Inc. Reports Second-Quarter 2020 Financial Results" <http://investor.cmegroup.com/news-releases/news-release-details/cme-group-inc-reports-second-quarter-2020-financial-results> (Accessed July 30, 2020).
17. "Abbott Laboratories Reports Second-Quarter 2020 Results" <https://abbott.mediaroom.com/2020-07-16-Abbott-Reports-Second-Quarter-2020-Results-Exceeds-Analysts-Expectations> (Accessed July 20, 2020).
18. "Amgen Reports Second Quarter 2020 Financial Results" <http://investors.amgen.com/news-releases/news-release-details/amgen-reports-second-quarter-2020-financial-results> (Accessed July 31, 2020).
19. "Anthem Reports Second Quarter Results" <https://bit.ly/3ka5gj3> (Accessed July 30, 2020).
20. "Cigna Corp Second Quarter 2020 Earnings Results" <https://bit.ly/30tAolr> (Accessed July 31, 2020).
21. "Danaher Reports Second Quarter 2020 Results" <http://investors.danaher.com/2020-07-23-Danaher-Reports-Second-Quarter-2020-Results> (Accessed July 26, 2020).
22. "Intuitive Announces Second Quarter Earnings" <https://isrg.intuitive.com/news-releases/news-release-details/intuitive-announces-second-quarter-earnings-0> (Accessed July 23, 2020).
23. "Johnson & Johnson Reports 2020 Second-Quarter Results" <https://johnsonandjohnson.gcs-web.com/static-files/46a53830-51e9-4442-9ce9-7aaee27e4407> (Accessed July 20, 2020).
24. "Lilly Reports Second-Quarter Financial Results" <https://investor.lilly.com/static-files/7e6b1815-a4b2-4a31-b3f3-d372eede0a20> (Accessed July 31, 2020).
25. "Merck Announces Second-Quarter 2020 Financial Results" https://s21.q4cdn.com/488056881/files/doc_financials/2020/q2/MRK-2Q20-Earnings-Deck-Final.pdf (Accessed July 31, 2020).
26. "Pfizer Inc Reports Second-Quarter 2020 Results" https://s21.q4cdn.com/317678438/files/doc_financials/2020/q2/Q2-2020-PFE-Earnings-Release.pdf (Accessed July 30, 2020).
27. "Thermo Fisher Scientific Reports Second Quarter 2020 Results" <https://bit.ly/2PwTO2x> (Accessed July 26, 2020).
28. "UnitedHealth Group Reports Second Quarter Results" <https://www.unitedhealthgroup.com/viewer.html?file=%2Fcontent%2Fdam%2FUHG%2FFPDF%2FInvestors%2F2020%2FUNH-Q2-2020-Release.pdf> (Accessed July 20, 2020).
29. "Honeywell International Reports Second Quarter 2020" <https://bit.ly/3fxtbFr> (Accessed July 26, 2020).
30. "Lockheed Martin Reports Second Quarter 2020 Results" <https://investors.lockheedmartin.com/news-releases/news-release-details/lockheed-martin-reports-second-quarter-2020-results> (Accessed July 22, 2020).
31. "3M Reports Second-Quarter 2020 Results" <https://investors.3m.com/news/news-details/2020/3M-Reports-Second-Quarter-2020-Results/default.aspx> (Accessed July 30, 2020).
32. "Union Pacific Reports Second Quarter 2020 Results" https://www.up.com/cs/groups/public/@uprr/@investor/documents/investordocuments/pdf_2q20_er_news_release.pdf (Accessed July 26, 2020).

Quick Links (cont'd)

33. "United Parcel Service Reports Second Quarter 2020" <http://www.investors.ups.com/static-files/f6f6d85e-f1b4-4c7c-a264-1089763d5c6f> (Accessed July 31, 2020).
34. "Apple Reports Third Quarter Results" https://www.apple.com/newsroom/pdfs/FY20-Q3_Consolidated_Financial_Statements.pdf (Accessed July 31, 2020).
35. "ADP Reports Fiscal 2020 Results" https://s23.q4cdn.com/483669984/files/doc_financials/2020/q4/4Q20-Earnings-Release.pdf (Accessed July 30, 2020).
36. "AMD Reports Second Quarter 2020 Financial Results" <https://ir.amd.com/news-releases/news-release-details/amd-reports-second-quarter-2020-financial-results> (Accessed July 31, 2020).
37. "Intel Reports Second Quarter 2020 Financial Results" <https://bit.ly/3iaLVw4> (Accessed July 26, 2020).
38. "Mastercard Incorporated Reports Second-Quarter 2020 Financial Results" https://s25.q4cdn.com/479285134/files/doc_financials/2020/q2/2Q20-Earnings-Release.pdf (Accessed July 31, 2020).
39. "Microsoft Cloud Strength Drives Reports year FY 2020 Results" <https://www.microsoft.com/en-us/Investor/earnings/FY-2020-Q4/press-release-webcast> (Accessed July 23, 2020).
40. "ServiceNow Reports Second Quarter 2020" <https://www.servicenow.com/content/dam/servicenow-assets/public/en-us/doc-type/other-document/earnings/Q2-2020-Earnings-Release.pdf> (Accessed July 30, 2020).
41. "PayPal Second Quarter 2020 Results" <https://investor.paypal-corp.com/static-files/ec252376-4083-4ffd-bd50-77b43b5a5424> (Accessed July 31, 2020).
42. "Qualcomm Inc. Reports Fiscal Third Quarter 2020 Results" <https://investor.qualcomm.com/sec-filings/all-sec-filings/content/0001728949-20-000057/0001728949-20-000057.pdf> (Accessed July 31, 2020).
43. "TI reports second quarter 2020 financial results" <https://investor.ti.com/news-releases/news-release-details/ti-reports-second-quarter-2020-financial-results-and-shareholder> (Accessed July 26, 2020).
44. "Visa Inc. Reports Fiscal Third Quarter 2020 Results" https://s1.q4cdn.com/050606653/files/doc_financials/2020/q3/Visa-Inc.-Q3-2020-Earnings-Release.pdf (Accessed July 30, 2020).
45. "NextEra Energy Reports Second Quarter 2020 Results" <https://bit.ly/3kdql6D> (Accessed July 26, 2020).