



SN1000 Report

Monthly Report on the US Equity Large/Mid-Cap 1000

November 2020

Index Fundamentals

TTM Div. Yield <u>RIY 1000</u> <u>SN1000</u> 1.57 1.49		Forward Div. Yield <u>RIY 1000</u> <u>SN1000</u> 1.53 1.45		Forecast <u>RIY 1000</u> <u>SN1000</u> -2.55% -2.68%	
--	---	--	--	--	---

Source: Bloomberg

Index Performance





Total Return Price Appreciation		Compound Annual Growth Rate	
1 Month	11.90%	1 Year	20.69%
YTD	17.25%	3 Year	14.12%
1 Year	20.69%	5 Year	14.55%
3 Year	48.61%	Since Inception	7.01%
5 Year	97.25%		
Inception	313.65%		

*Returns under 1 year are not annualized










Source: S-Network as of 11/30/2020

SN1000 Sector Performance (10/31/20 – 11/30/20)		Leading Movers				
Communication Services	10.16%	Company Name	Ticker	Opening	Closing	Change
Consumer Discretionary	12.05%	COTY INC	COTY US	2.90	7.19	147.93%
Consumer Staples	7.41%	MODERNA INC	MRNA US	67.47	152.74	126.38%
Energy	26.46%	APPIAN CORP	APPN US	63.30	140.00	121.17%
Financials	16.21%	NORDSTROM INC	JWN US	12.10	25.92	114.21%
Health Care	8.05%	SPIRIT AEROSYSTEMS HOLDINGS IN	SPR US	18.19	34.00	86.92%
Industrials	16.36%	Lagging Movers				
Information Technology	12.17%	Company Name	Ticker	Opening	Closing	Change
Materials	11.92%	QUIDEL CORP	QDEL US	268.29	195.05	-27.30%
Real Estate	20.24%	ARENA PHARMACEUTICALS INC	ARNA US	85.72	65.87	-23.16%
Utilities	0.92%	LENDINGTREE INC	TREE US	323.59	255.58	-21.02%
		STAMPSCOM INC	STMP US	223.24	187.46	-16.03%
		PENUMBRA INC	PEN US	261.03	221.90	-14.99%







Communication Services:

-  Walt Disney Co reported a net loss of \$2.86 billion for the year ended September 2020 compared to a net income of \$11.05 billion a year earlier, while revenues decreased -6.1% to \$65.39 billion from \$69.61 billion. [Quick Link 1](#)
-  T-Mobile US Inc's net sales increased +74.2% for the quarter ended October 2020 to \$19.27 billion from \$11.06 billion a year earlier, while net income rose +43.7% to \$1.25 billion from \$0.87 billion. [Quick Link 2](#)
-  Electronic Arts Inc's revenues decreased -14.8% for the quarter ended September 2020 to \$1.15 billion from \$1.35 billion a year earlier, while net income fell -78.3% to \$185.0 million from \$854.0 million. [Quick Link 3](#)
-  Match Group Inc.'s revenues increased +18.1% for the quarter ended September 2020 to \$639.8 million from \$541.5 million a year earlier, while net earnings rose +3.1% to \$132.6 million from \$128.5 million. [Quick Link 4](#)



Consumer Discretionary:

-  Home Depot Inc's net sales increased +23.2% for the quarter ended October 2020 to \$33.54 billion from \$27.22 billion a year earlier, while net earnings rose +23.8% to \$3.43 billion from \$2.77 billion. [Quick Link 5](#)
-  McDonald's Corp's revenues decreased -1.5% for the quarter ended September 2020 to \$5.42 billion from \$5.50 billion a year earlier, while net income rose +9.3% to \$1.76 billion from \$1.61 billion. [Quick Link 6](#)
-  Lowe's Companies Inc's net sales increased +28.3% for the quarter ended October 2020 to \$22.31 billion from \$17.39 billion a year earlier, while net earnings fell -34.3% to \$0.69 billion from \$1.05 billion. [Quick Link 7](#)
-  Target Corp's revenues increased +21.2% for the quarter ended October 2020 to \$22.63 billion from \$18.67 billion a year earlier, while net earnings rose +42.3% to \$1.01 billion from \$0.71 billion. [Quick Link 8](#)
-  Booking Holdings Inc's revenues decreased -47.6% for the quarter ended September 2020 to \$2.64 billion from \$5.04 billion a year earlier, while net income fell -59.0% to \$0.80 billion from \$1.95 billion. [Quick Link 9](#)
-  TJX Companies Inc's net sales decreased -3.2% for the quarter ended October 2020 to \$10.12 billion from \$10.45 billion a year earlier, while net income rose +4.6% to \$866.7 million from \$828.3 million. [Quick Link 10](#)
-  General Motors Co's net sales increased 0.03% for the quarter ended September 2020 to \$35.48 billion from \$35.47 billion a year earlier, while net income rose +72.3% to \$4.05 billion from \$2.35 billion. [Quick Link 11](#)
-  Ross Stores Inc's net sales decreased -2.6% for the quarter ended October 2020 to \$3.75 billion from \$3.85 billion a year earlier, while net earnings fell -64.6% to \$131.2 million from \$370.9 million. [Quick Link 12](#)
-  DR Horton Inc's revenues increased +15.5% for the year ended September 2020 to \$20.31 billion from \$17.59 billion a year earlier, while net income rose +47.2% to \$2.37 billion from \$1.61 billion. [Quick Link 13](#)


Consumer Staples:

-  Wal-Mart Stores Inc's revenues increased +5.3% for the quarter ended October 2020 to \$134.71 billion from \$127.99 billion a year earlier, while net income rose +56.2% to \$5.14 billion from \$3.29 billion. [Quick Link 14](#)
-  Mondelez International Inc's revenues increased +4.9% for the quarter ended September 2020 to \$6.67 billion from \$6.36 billion a year earlier, while net earnings fell -21.7% to \$1.12 billion from \$1.43 billion. [Quick Link 15](#)
-  Estee Lauder Companies Inc's net sales decreased -8.7% for the quarter ended September 2020 to \$3.56 billion from \$3.90 billion a year earlier, while net earnings fell -12.1% to \$523.0 million from \$595.0 million. [Quick Link 16](#)
-  Sysco Corp's net sales decreased -23.0% for the quarter ended September 2020 to \$11.78 billion from \$15.30 billion a year earlier, while net earnings fell -52.2% to \$216.9 million from \$453.8 million. [Quick Link 17](#)
-  Monster Beverage Corp's revenues increased +10.6% for the quarter ended September 2020 to \$1.25 billion from \$1.13 billion a year earlier, while net income rose +16.3% to \$347.7 million from \$298.9 million. [Quick Link 18](#)
-  Clorox Co's net sales increased +27.2% for the quarter ended September 2020 to \$1.92 billion from \$1.51 billion a year earlier, while net earnings rose +104.4% to \$415.0 million from \$203.0 million. [Quick Link 19](#)


Financials:


-  Berkshire Hathaway B's revenues decreased -3.0% for the quarter ended September 2020 to \$63.02 billion from \$64.97 billion a year earlier, while net income rose +82.4% to \$30.14 billion from \$16.52 billion. [Quick Link 20](#)
-  Allstate Corp's revenues increased +3.9% for the quarter ended September 2020 to \$11.50 billion from \$11.07 billion a year earlier, while net income rose +27.0% to \$1.13 billion from \$0.89 billion. [Quick Link 21](#)


 Metlife Inc's revenues decreased -14.2% for the quarter ended September 2020 to \$16.02 billion from \$18.68 billion a year earlier, while net income fell -70.7% to \$0.63 billion from \$2.15 billion. [Quick Link 22](#)


 Prudential Financial Inc's revenues increased +7.8% for the quarter ended September 2020 to \$13.34 billion from \$12.37 billion a year earlier, while net income rose +4.9% to \$1.49 billion from \$1.42 billion. [Quick Link 23](#)


Health Care:


 Bristol-Myers Squibb Co's revenues increased +75.4% for the quarter ended September 2020 to \$10.54 billion from \$6.01 billion a year earlier, while net earnings rose +38.5% to \$1.87 billion from \$1.35 billion. [Quick Link 24](#)


 Zoetis Inc's revenues increased +13.3% for the quarter ended September 2020 to \$1.79 billion from \$1.58 billion a year earlier, while net income rose +10.6% to \$479.0 million from \$433.0 million. [Quick Link 25](#)


 CVS Health Corporation's revenues increased +3.5% for the quarter ended September 2020 to \$67.06 billion from \$64.81 billion a year earlier, while net income fell -20.3% to \$1.22 billion from \$1.53 billion. [Quick Link 26](#)


 Becton Dickinson & Co's revenues decreased -1.0% for the year ended September 2020 to \$17.12 billion from \$17.29 billion a year earlier, while net income fell -29.3% to \$0.87 billion from \$1.23 billion. [Quick Link 27](#)

 Cigna Corp's revenues increased +6.2% for the quarter ended September 2020 to \$40.96 billion from \$38.56 billion a year earlier, while net income rose +3.0% to \$1.39 billion from \$1.35 billion. [Quick Link 28](#)


 Regeneron Pharmaceuticals Inc's revenues increased +31.6% for the quarter ended September 2020 to \$2.29 billion from \$1.74 billion a year earlier, while net income rose +25.8% to \$842.1 million from \$669.6 million. [Quick Link 29](#)


 Humana Inc's revenues increased +23.6% for the quarter ended September 2020 to \$20.08 billion from \$16.24 billion a year earlier, while net income rose +94.2% to \$1.34 billion from \$0.69 billion. [Quick Link 30](#)


 Agilent Technologies Inc's revenues increased +3.5% for the year ended September 2020 to \$5.34 billion from \$5.16 billion a year earlier, while net income fell -32.7% to \$0.72 billion from \$1.07 billion. [Quick Link 31](#)


 Zimmer Biomet Holdings Inc's net sales increased +2.1% for the quarter ended September 2020 to \$1.93 billion from \$1.89 billion a year earlier, while net earnings fell -43.0% to \$246.1 million from \$432.0 million. [Quick Link 32](#)


Industrials:

 Uber Technologies Inc reported a net loss of \$1.09 billion for the quarter ended September 2020 compared to a net loss of \$1.16 billion a year earlier, while revenues decreased -17.8% to \$3.13 billion from \$3.81 billion. [Quick Link 33](#)


 Waste Management Inc's revenues decreased -2.8% for the quarter ended September 2020 to \$3.86 billion from \$3.97 billion a year earlier, while net income fell -21.2% to \$390.0 million from \$495.0 million. [Quick Link 34](#)


 Eaton Corporation Plc's net sales decreased -14.7% for the quarter ended September 2020 to \$4.53 billion from \$5.31 billion a year earlier, while net income fell -25.8% to \$446.0 million from \$601.0 million. [Quick Link 35](#)


 Emerson Electric Co's net sales decreased -8.6% for the year ended September 2020 to \$16.79 billion from \$18.37 billion a year earlier, while net earnings fell -14.7% to \$1.97 billion from \$2.31 billion. [Quick Link 36](#)

 Johnson Controls Inc's net sales decreased -6.9% for the year ended September 2020 to \$22.32 billion from \$23.97 billion a year earlier, while net income fell -88.9% to \$0.63 billion from \$5.67 billion. [Quick Link 37](#)


 Verisk Analytics Cl A's revenues increased +7.7% for the quarter ended September 2020 to \$702.7 million from \$652.7 million a year earlier, while net income rose +464.7% to \$185.8 million from \$32.9 million. [Quick Link 38](#)


 Parker Hannifin Corp's net sales decreased -3.0% for the quarter ended September 2020 to \$3.23 billion from \$3.33 billion a year earlier, while net income fell -5.2% to \$321.4 million from \$338.9 million. [Quick Link 39](#)








 TransDigm Group Inc's net sales decreased -2.3% for the year ended September 2020 to \$5.10 billion from \$5.22 billion a year earlier, while net income fell -21.5% to \$699.0 million from \$890.0 million. [Quick Link 40](#)

 Rockwell Automation Inc's net sales decreased -5.5% for the year ended September 2020 to \$6.33 billion from \$6.70 billion a year earlier, while net income rose +45.7% to \$1.02 billion from \$0.70 billion. [Quick Link 41](#)




Information Technology:

 Nvidia Corp's revenues increased +57.1% for the quarter ended October 2020 to \$4.73 billion from \$3.01 billion a year earlier, while net income rose +48.9% to \$1.34 billion from \$0.90 billion. [Quick Link 42](#)








 PayPal Holdings Inc's revenues increased +24.7% for the quarter ended September 2020 to \$5.46 billion from \$4.38 billion a year earlier, while net income rose +121.7% to \$1.02 billion from \$0.46 billion. [Quick Link 43](#)

-  Cisco Systems Inc's revenues decreased -9.3% for the quarter ended October 2020 to \$11.93 billion from \$13.16 billion a year earlier, while net income fell -25.9% to \$2.17 billion from \$2.93 billion. [Quick Link 44](#)
-  Qualcomm Inc's revenues decreased -3.0% for the year ended September 2020 to \$23.53 billion from \$24.27 billion a year earlier, while net income rose +18.5% to \$5.20 billion from \$4.39 billion. [Quick Link 45](#)
-  Intuit Inc's revenues increased +12.8% for the quarter ended October 2020 to \$1.32 billion from \$1.17 billion a year earlier, while net income rose +247.4% to \$198.00 billion from \$57.00 billion. [Quick Link 46](#)
-  Square Inc. A's revenues increased +138.6% for the quarter ended September 2020 to \$3.03 billion from \$1.27 billion a year earlier, while net income rose +24.2% to \$36.5 million from \$29.4 million. [Quick Link 47](#)
-  Applied Materials Inc's net sales increased +17.7% for the year ended October 2020 to \$17.20 billion from \$14.61 billion a year earlier, while net income rose +33.6% to \$3.62 billion from \$2.71 billion. [Quick Link 48](#)
-  ANSYS Inc's revenues increased +6.7% for the quarter ended September 2020 to \$367.0 million from \$343.9 million a year earlier, while net income fell -15.5% to \$75.6 million from \$89.5 million. [Quick Link 49](#)
-  Microchip Technology Inc's net sales decreased -2.2% for the quarter ended September 2020 to \$1.31 billion from \$1.34 billion a year earlier, while net income fell -32.4% to \$73.6 million from \$108.9 million. [Quick Link 50](#)

Materials:

-  Linde plc's net sales decreased -2.0% for the quarter ended September 2020 to \$6.86 billion from \$7.00 billion a year earlier, while net income fell -4.8% to \$700.0 million from \$735.0 million. [Quick Link 51](#)
-  Air Products & Chemicals Inc's net sales decreased -0.7% for the year ended September 2020 to \$8.86 billion from \$8.92 billion a year earlier, while net income rose +7.4% to \$1.89 billion from \$1.76 billion. [Quick Link 52](#)
-  Ball Corp's net sales increased +4.7% for the quarter ended September 2020 to \$3.09 billion from \$2.95 billion a year earlier, while net earnings rose +162.0% to \$241.0 million from \$92.0 million. [Quick Link 53](#)

Utilities:

-  Dominion Resources Inc's revenues decreased -4.5% for the quarter ended September 2020 to \$3.61 billion from \$3.78 billion a year earlier, while net income fell -63.5% to \$356.0 million from \$975.0 million. [Quick Link 54](#)
-  Duke Energy Corp's revenues decreased -3.2% for the quarter ended September 2020 to \$6.72 billion from \$6.94 billion a year earlier, while net income fell -4.5% to \$1.27 billion from \$1.33 billion. [Quick Link 55](#)
-  Exelon Corp's revenues decreased -0.9% for the quarter ended September 2020 to \$8.85 billion from \$8.93 billion a year earlier, while net income fell -35.1% to \$501.0 million from \$772.0 million. [Quick Link 56](#)
-  Sempra Energy's revenues decreased -4.3% for the quarter ended September 2020 to \$2.64 billion from \$2.76 billion a year earlier, while net earnings fell -56.8% to \$351.0 million from \$813.0 million. [Quick Link 57](#)
-  Wisconsin Energy Corp's revenues increased +2.5% for the quarter ended September 2020 to \$1.65 billion from \$1.61 billion a year earlier, while net income rose +13.9% to \$266.8 million from \$234.3 million. [Quick Link 58](#)
-  American Water Works Company Inc's revenues increased +6.9% for the quarter ended September 2020 to \$1.08 billion from \$1.01 billion a year earlier, while net income rose +10.0% to \$264.0 million from \$240.0 million. [Quick Link 59](#)
-  Consolidated Edison Inc's revenues decreased -1.2% for the quarter ended September 2020 to \$3.33 billion from \$3.37 billion a year earlier, while net income rose +4.2% to \$493.0 million from \$473.0 million. [Quick Link 60](#)

1. "Walt Disney Co Reports Full Year 2020 Results" <https://thewaltdisneycompany.com/app/uploads/2020/11/q4-fy20-earnings.pdf> (Accessed November 18,2020).
2. "T-Mobile US Inc Reports Third Quarter 2020 Results" https://s24.q4cdn.com/400059132/files/doc_financials/2020/q3/NG_TMUS-09_30_2020-EX-99.1-vFinal.pdf (Accessed November 24,2020).
3. "Electronic Arts Inc Reports Third Quarter 2020 Results" <https://ir.ea.com/press-releases/press-release-details/2020/Electronic-Arts-Reports-Strong-Q2-FY21-Financial-Results/default.aspx> (Accessed November 12,2020).
4. "Match Group Inc. Reports Third Quarter 2020 Results" https://s22.q4cdn.com/279430125/files/doc_financials/2020/q3/MTCH-3Q-2020-Earnings-Release.pdf (Accessed November 13,2020).
5. "Home Depot Inc Reports Third Quarter 2020 Results" <https://ir.homedepot.com/news-releases/2020/11-17-2020-110129081> (Accessed November 18,2020).
6. "McDonald's Corp Reports Third Quarter 2020 Results" <https://corporate.mcdonalds.com/corpmcd/en-us/our-stories/article/press-releases.Q3-2020-earnings.html> (Accessed November 11,2020).
7. "Lowe'S Reports Third Quarter 2020 Results" <https://corporate.lowes.com/sites/lowes-corp/files/2020-11-18/Q3-2020-Press-Release-and-Financials-Final.pdf> (Accessed November 24,2020).
8. "Target Corporation Reports Third Quarter 2020 Results" <https://investors.target.com/news-releases/news-release-details/target-corporation-reports-third-quarter-earnings> (Accessed November 24,2020).
9. "Booking Holdings Inc Reports Third Quarter 2020 Results" <https://ir.bookingholdings.com/static-files/3dfd6475-5e72-44bd-a0e3-889194a24285> (Accessed November 11,2020).
10. "The TJX Companies, Inc. Reports Third Quarter FY21 Results" <https://investor.tjx.com/news-releases/news-release-details/tjx-companies-inc-reports-q3-fy21-results-reports-above-plan> (Accessed November 24,2020).
11. "General Motors Co Reports Third Quarter 2020 Results" <https://investor.gm.com/static-files/c86751b4-4808-40ea-ba4a-d086a950aa41> (Accessed November 12,2020).
12. "Ross Stores Reports Third Quarter 2020 Results" <https://investors.rossstores.com/news-releases/news-release-details/ross-stores-reports-improved-trends-third-quarter-sales-and> (Accessed November 24,2020).
13. "Dr Horton Inc Reports Full Year 2020 Results" https://investor.drhorton.com/~/_media/Files/D/D-R-Horton-IR/press-release/q4-fy-2020-earnings-pr.pdf (Accessed November 17,2020).
14. "Wal-Mart Stores Inc Reports Third Quarter 2020 Results" https://corporate.walmart.com/media-library/document/q3-fy21-earnings-release/_proxyDocument?id=00000175-d2ca-de00-a5ff-f3cbb6c0000 (Accessed November 18,2020).
15. "Mondelez International Inc Reports Third Quarter 2020 Results" <https://ir.mondelezinternational.com/static-files/9efef292-1774-494b-a8b2-f661af3915cf> (Accessed November 11,2020).
16. "Estee Lauder Companies Inc Reports Third Quarter 2020 Results" <https://www.elcompanies.com/en/news-and-media/newsroom/press-releases/2020/11-02-2020-114521712> (Accessed November 12,2020).
17. "Sysco Corp Reports First Quarter 2021 Results" <https://investors.sysco.com/annual-reports-and-sec-filings/news-releases/2020/11-03-2020-130137700> (Accessed November 13,2020).
18. "Monster Beverage Corp Reports Third Quarter 2020 Results" <https://investors.monsterbevcorp.com/news-releases/news-release-details/monster-beverage-reports-2020-third-quarter-financial-results> (Accessed November 13,2020).
19. "Clorox Co Reports Third Quarter 2020 Results" https://s21.q4cdn.com/507168367/files/doc_news/Clorox-Reports-Q1-Fiscal-Year-2021-Results-Updates-Fiscal-Year-Outlook-2020.pdf (Accessed November 17,2020).
20. "Berkshire Hathaway Reports Third Quarter 2020 Results" <https://www.berkshirehathaway.com/qtrly/3rdqtr20.pdf> (Accessed November 24,2020).
21. "Allstate Corp Reports Third Quarter 2020 Results" <https://www.allstateinvestors.com/static-files/0b5be2ce-a9cc-4f49-a1f1-b1e39409feba> (Accessed November 13,2020).
22. "Metlife Inc Reports Third Quarter 2020 Results" https://s23.q4cdn.com/579645270/files/doc_financials/2020/q3/MET_3Q20_Earnings_Release-FINAL.pdf (Accessed November 13,2020).
23. "Prudential Financial Inc Reports Third Quarter 2020 Results" https://s22.q4cdn.com/600663696/files/doc_financials/quarterly_reports/2020/Q3/3Q20-QFS_FINAL.pdf (Accessed November 24,2020).
24. "Bristol-Myers Squibb Co Reports Third Quarter 2020 Results" https://s21.q4cdn.com/104148044/files/doc_financials/quarterly_reports/2020/BMY-Q32020-Earnings-Press-Release.pdf (Accessed November 11,2020).
25. "Zoetis Inc Reports Third Quarter 2020 Results" <https://investor.zoetis.com/news/news-details/2020/Zoetis-Announces-Third-Quarter-2020-Results/default.aspx> (Accessed November 11,2020).
26. "CVS Health Corporation Reports Third Quarter 2020 Results" <https://bit.ly/39iX4Ki> (Accessed November 11,2020).
27. "Becton Dickinson & Co Reports Full Year 2020 Results" <https://investors.bd.com/static-files/daefa0d0-98a3-4d06-9bfa-2d2b7f61f32d> (Accessed November 11,2020).
28. "Cigna Corp Reports Third Quarter 2020 Results" <https://bit.ly/3nYYmhq> (Accessed November 11,2020).
29. "Regeneron Pharmaceuticals Inc Reports Third Quarter 2020 Results" <https://investor.regeneron.com/index.php/news-releases/news-release-details/regeneron-reports-third-quarter-2020-financial-and-operating> (Accessed November 11,2020).

Quick Links (cont'd)

30. "Humana Inc Reports Third Quarter 2020 Results" <https://humana.gcs-web.com/static-files/edcb4da4-2157-4355-aab8-91c52a87679c> (Accessed November 12,2020).
31. "Agilent Reports Fiscal Year 2020 Results" <https://bit.ly/3lbjXkW> (Accessed November 24,2020).
32. "Zimmer Biomet Holdings Inc Reports Third Quarter 2020 Results" <https://investor.zimmerbiomet.com/news-and-events/news/2020/11-06-2020-113055317> (Accessed November 17,2020).
33. "Uber Technologies Inc Reports Third Quarter 2020 Results" <https://investor.uber.com/news-events/news/press-release-details/2020/Uber-Announces-Results-for-Third-Quarter-2020/default.aspx> (Accessed November 11,2020).
34. "Waste Management Inc Reports Third Quarter 2020 Results" <https://investors.wm.com/static-files/61149ae1-3e46-45d6-96b6-fbbd7e9b9090> (Accessed November 12,2020).
35. "Eaton Reports Third Quarter 2020 Reslts" <https://www.eaton.com/content/dam/eaton/company/investor-relations/quarterly-earnings/filings/3Q-2020-earnings-complete.pdf> (Accessed November 24,2020).
36. "Emerson Electric Co Reports Full Year 2020 Results" <https://bit.ly/37dcM6K> (Accessed November 12,2020).
37. "Johnson Controls Inc Reports Full Year 2020 Results" <https://on.jci.com/3fy1z4l> (Accessed November 13,2020).
38. "Verisk Analytics Cl A Reports Third Quarter 2020 Results" https://s24.q4cdn.com/609949474/files/doc_financials/2020/q3/8-K-11.3.2020-Final.pdf (Accessed November 13,2020).
39. "Parker Hannifin Corp Reports Third Quarter 2020 Results" <https://investors.parker.com/news-releases/news-release-details/parker-reports-fiscal-2021-first-quarter-results> (Accessed November 17,2020).
40. "TransDigm Group Inc Reports Full Year 2020 Results" <https://transdigmgroupinc.gcs-web.com/news-releases/news-release-details/transdigm-group-reports-fiscal-2020-fourth-quarter-results> (Accessed November 18,2020).
41. "Rockwell Automation Inc Reports Full Year 2020 Results" <https://bit.ly/33l4KYF> (Accessed November 17,2020).
42. "NVIDIA Announces Third Quarter Fiscal 2021 Results" <https://nvidianews.nvidia.com/news/nvidia-announces-financial-results-for-third-quarter-fiscal-2021> (Accessed November 24,2020).
43. "PayPal Holdings Inc Reports Third Quarter 2020 Results" https://s1.q4cdn.com/633035571/files/doc_financials/2020/q3/Q3-20-PayPal-Earnings-Release.pdf (Accessed November 11,2020).
44. "Cisco Systems Inc Reports Third Quarter 2020 Results" https://s2.q4cdn.com/951347115/files/doc_financials/2021/q1/Q1FY21-Press-Release-FINAL.pdf (Accessed November 18,2020).
45. "Qualcomm Inc Reports Full Year 2020 Results" <https://bit.ly/36ydgFt> (Accessed November 11,2020).
46. "Intuit Inc Reports First Quarter 2021 Results" <https://intuit.me/2V1j0B1> (Accessed November 24,2020).
47. "Square Inc. A Reports Third Quarter 2020 Results" https://s21.q4cdn.com/114365585/files/doc_financials/2020/q3/Square-Historical-Financials-Q3-2020.xlsx (Accessed November 11,2020).
48. "Applied Materials Inc Reports Full Year 2020 Results" <https://ir.appliedmaterials.com/static-files/dbf35ce1-2d73-484f-90af-990f4836ba03> (Accessed November 18,2020).
49. "Ansys Inc Reports Third Quarter 2020 Results" https://s24.q4cdn.com/308583981/files/doc_financials/2020/q3/Ansys-Q3-2020-Earnings-Press-Release.pdf (Accessed November 17,2020).
50. "Microchip Technology Inc Reports Third Quarter 2020 Results" <https://bit.ly/2JbSlti> (Accessed November 17,2020).
51. "Linde plc Reports Third Quarter 2020 Results" <https://bit.ly/2JdSnGK> (Accessed November 11,2020).
52. "Air Products & Chemicals Inc Reports Full Year 2020 Results" <https://www.airproducts.com/-/media/airproducts/files/en/news-center/2020-1111-q4-earnings.pdf?la=en&hash=15B627BB72EB7488CDOC0BE8AA005A77> (Accessed November 18,2020).
53. "Ball Corp Reports Third Quarter 2020 Results" <https://ballcorp.gcs-web.com/news-releases/news-release-details/ball-reports-strong-third-quarter-results#> (Accessed November 17,2020).
54. "Dominion Resources Inc Reports Third Quarter 2020 Results" <https://news.dominionenergy.com/2020-11-05-Dominion-Energy-Announces-Third-Quarter-Earnings> (Accessed November 11,2020).
55. "Duke Energy Corp Reports Third Quarter 2020 Results" https://www.duke-energy.com/_/media/pdfs/our-company/investors/news-and-events/2020/3qresults/3q2020-earnings-release.pdf?la=en (Accessed November 11,2020).
56. "Exelon Corp Reports Third Quarter 2020 Results" <https://investors.exeloncorp.com/static-files/d90e0058-8f44-466a-8104-df5f39aca846> (Accessed November 13,2020).
57. "Sempra Energy Reports Third Quarter 2020 Results" <https://www.sempra.com/sempra-energy-reports-third-quarter-2020-earnings-results> (Accessed November 13,2020).
58. "Wisconsin Energy Corp Reports Third Quarter 2020 Results" <https://bit.ly/2JfvbaM> (Accessed November 13,2020).
59. "American Water Works Company Inc Reports Third Quarter 2020 Results" <https://ir.amwater.com/financial-release/5115ae63-d381-4e45-b303-8bd7f6fd30b81> (Accessed November 17,2020).
60. "Con Edison Reports 2020 Third Quarter Results" <https://investor.conedison.com/static-files/7b7a7b12-554f-4024-9f3b-7bb059b0688c> (Accessed November 24,2020).