




SN1000 Report

Monthly Report on the US Equity Large/Mid-Cap 1000

February 2021

Index Fundamentals

TTM Div. Yield <u>RIY 1000</u> <u>SN1000</u> 1.45 1.37		Forward Div. Yield <u>RIY 1000</u> <u>SN1000</u> 1.49 1.41		Forecast <u>RIY 1000</u> <u>SN1000</u> +2.76% +2.92%	
--	---	--	--	--	---

Source: Bloomberg

Index Performance






Total Return Price Appreciation		Compound Annual Growth Rate	
1 Month	2.85%	1 Year	36.05%
YTD	2.16%	3 Year	15.31%
1 Year	36.05%	5 Year	17.81%
3 Year	53.30%	Since Inception	7.24%
5 Year	126.90%		
Inception	340.71%		

*Returns under 1 year are not annualized





Source: S-Network as of 02/28/2021

SN1000 Sector Performance (01/31/21 – 02/28/21)		Leading Movers				
Communication Services	6.63%	Company Name	Ticker	Opening	Closing	Change
Consumer Discretionary	-0.35%	TRIPADVISOR INC	TRIP US	30.97	49.62	60.22%
Consumer Staples	-1.34%	MARATHON OIL CORP	MRO US	7.24	11.10	53.31%
Energy	21.25%	TWITTER INC	TWTR US	50.53	77.06	52.50%
Financials	11.31%	ROYAL CARIBBEAN CRUISES LTD	RCL US	65.00	93.27	43.49%
Health Care	-2.09%	CARNIVAL CORP	CCL US	18.67	26.75	43.28%
Industrials	6.17%	Lagging Movers				
Information Technology	0.97%	Company Name	Ticker	Opening	Closing	Change
Materials	3.55%	IMMUNOVANT INC	IMVT US	39.03	15.78	-59.57%
Real Estate	18.11%	NATIONAL BEVERAGE CORP	FIZZ US	75.77	47.66	-37.10%
Utilities	-6.39%	AMICUS THERAPEUTICS INC	FOLD US	18.91	12.28	-35.06%
		QUIDEL CORP	QDEL US	250.97	164.26	-34.55%
		ROOT INC	ROOT US	20.16	13.49	-33.07%






Communication Services:

-  Alphabet Inc's revenues increased +12.8% for the year ended December 2020 to \$182.53 billion from \$161.86 billion a year earlier, while net income fell -14.7% to \$34.34 billion from \$40.27 billion. [Quick Link 1](#)
-  T-Mobile US Inc's revenues increased +46.1% for the year ended December 2020 to \$50.39 billion from \$34.50 billion a year earlier, while net income fell -11.8% to \$3.06 billion from \$3.47 billion. [Quick Link 2](#)
-  Activision Blizzard Inc's revenues increased +24.6% for the year ended December 2020 to \$8.09 billion from \$6.49 billion a year earlier, while net income rose +46.7% to \$2.20 billion from \$1.50 billion. [Quick Link 3](#)
-  Snap Inc reported a net loss of \$0.95 billion for the year ended December 2020 compared to a net loss of \$1.03 billion a year earlier, while revenues increased +46.8% to \$2.51 billion from \$1.71 billion. [Quick Link 4](#)
-  Twitter Inc reported a net loss of \$1.14 billion for the year ended December 2020 compared to a net income of \$1.47 billion a year earlier, while revenues increased +7.5% to \$3.72 billion from \$3.46 billion. [Quick Link 5](#)


Consumer Discretionary:

-  Home Depot Inc's net sales increased +19.9% for the year ended January 2021 to \$132.11 billion from \$110.22 billion a year earlier, while net earnings rose +14.5% to \$12.87 billion from \$11.24 billion. [Quick Link 6](#)
-  Lowe's Companies Inc's revenues increased +28.9% for the year ended January 2021 to \$29.57 billion from \$22.94 billion a year earlier, while net earnings rose +36.2% to \$5.83 billion from \$4.28 billion. [Quick Link 7](#)
-  Booking Holdings Inc's revenues decreased -54.9% for the year ended December 2020 to \$6.80 billion from \$15.07 billion a year earlier, while net income fell -98.8% to \$0.06 billion from \$4.87 billion. [Quick Link 8](#)
-  General Motors Co's revenues decreased -4.9% for the year ended December 2020 to \$13.83 billion from \$14.55 billion a year earlier, while net income rose +27.2% to \$2.01 billion from \$1.58 billion. [Quick Link 9](#)






Consumer Staples:

-  The Coca-Cola Co's revenues decreased -11.4% for the year ended December 2020 to \$33.01 billion from \$37.27 billion a year earlier, while net income fell -13.1% to \$7.75 billion from \$8.92 billion. [Quick Link 10](#)
-  PepsiCo Inc's revenues increased +4.8% for the year ended December 2020 to \$70.37 billion from \$67.16 billion a year earlier, while net income fell -2.6% to \$7.12 billion from \$7.31 billion. [Quick Link 11](#)
-  Wal-Mart Stores Inc's revenues increased +6.7% for the year ended December 2020 to \$559.15 billion from \$523.96 billion a year earlier, while net income fell -9.2% to \$13.51 billion from \$14.88 billion. [Quick Link 12](#)
-  Philip Morris International Inc's revenues decreased -3.8% for the year ended December 2020 to \$28.69 billion from \$29.81 billion a year earlier, while net income fell -5.9% to \$11.07 billion from \$11.76 billion. [Quick Link 13](#)
-  Estee Lauder Companies Inc's net sales decreased -1.2% for the year ended December 2020 to \$8.42 billion from \$8.52 billion a year earlier, while net earnings rose +20.7% to \$1.40 billion from \$1.16 billion. [Quick Link 14](#)


Energy:

-  ConocoPhillips reported a net loss of \$2.70 billion for the year ended December 2020 compared to a net income of \$7.20 billion a year earlier, while revenues decreased -47.5% to \$19.26 billion from \$36.67 billion. [Quick Link 15](#)


Financials:

-  Berkshire Hathaway B's revenues decreased -3.6% for the year ended December 2020 to \$245.51 billion from \$254.62 billion a year earlier, while net earnings fell -47.8% to \$42.52 billion from \$81.42 billion. [Quick Link 16](#)
-  S&P Global Inc's revenues increased +11.0% for the year ended December 2020 to \$7.44 billion from \$6.70 billion a year earlier, while net income rose +10.4% to \$2.34 billion from \$2.12 billion. [Quick Link 17](#)
-  Chubb Corp's revenues increased +5.8% for the year ended December 2020 to \$33.12 billion from \$31.29 billion a year earlier, while net income fell -20.7% to \$3.53 billion from \$4.45 billion. [Quick Link 18](#)
-  CME Group Inc's revenues increased +0.4% for the year ended December 2020 to \$4.88 billion from \$4.86 billion a year earlier, while net income fell -0.5% to \$2.11 billion from \$2.12 billion. [Quick Link 19](#)
-  IntercontinentalExchange Inc's revenues increased +25.9% for the year ended December 2020 to \$8.24 billion from \$6.55 billion a year earlier, while net income rose +8.3% to \$2.09 billion from \$1.93 billion. [Quick Link 20](#)


 Aon Plc's revenues increased +0.5% for the year ended December 2020 to \$11.07 billion from \$11.01 billion a year earlier, while net income rose +28.8% to \$1.97 billion from \$1.53 billion. [Quick Link 21](#)


 Moody's Corp's revenues increased +11.2% for the year ended December 2020 to \$5.37 billion from \$4.83 billion a year earlier, while net income rose +26.1% to \$1.79 billion from \$1.42 billion. [Quick Link 22](#)


Health Care:

 Merck & Co Inc's net sales increased +2.5% for the year ended December 2020 to \$47.99 billion from \$46.84 billion a year earlier, while net income fell -28.2% to \$7.07 billion from \$9.84 billion. [Quick Link 23](#)

 Pfizer Inc's revenues increased +1.8% for the year ended December 2020 to \$41.91 billion from \$41.17 billion a year earlier, while net income fell -40.9% to \$9.62 billion from \$16.27 billion. [Quick Link 24](#)


 AbbVie Inc's revenues increased +37.7% for the year ended December 2020 to \$45.80 billion from \$33.27 billion a year earlier, while net earnings fell -41.5% to \$4.61 billion from \$7.88 billion. [Quick Link 25](#)


 Thermo Fisher Scientific Inc's revenues increased +26.1% for the year ended December 2020 to \$32.22 billion from \$25.54 billion a year earlier, while net income rose +72.5% to \$6.38 billion from \$3.70 billion. [Quick Link 26](#)


 Bristol-Myers Squibb Co reported a net loss of \$9.02 billion for the year ended December 2020 compared to net earnings of \$3.44 billion a year earlier, while revenues increased +62.6% to \$42.52 billion from \$26.15 billion. [Quick Link 27](#)


 Amgen Inc's revenues increased +8.8% for the year ended December 2020 to \$25.42 billion from \$23.36 billion a year earlier, while net income fell -7.4% to \$7.26 billion from \$7.84 billion. [Quick Link 28](#)


 Zoetis Inc's revenues increased +6.5% for the year ended December 2020 to \$6.67 billion from \$6.26 billion a year earlier, while net income rose +9.3% to \$1.64 billion from \$1.50 billion. [Quick Link 29](#)


 Cigna Corp reported a net loss of \$2.33 billion for the year ended December 2020 compared to a net loss of \$2.66 billion a year earlier, while revenues increased +1.5% to \$5.26 billion from \$5.18 billion. [Quick Link 30](#)


 Humana Inc's revenues increased +18.9% for the year ended December 2020 to \$77.16 billion from \$64.89 billion a year earlier, while net income rose +24.4% to \$3.37 billion from \$2.71 billion. [Quick Link 31](#)


 Boston Scientific Corp reported a net loss of \$0.17 billion for the year ended December 2020 compared to a net income of \$4.70 billion a year earlier, while revenues decreased -7.7% to \$9.91 billion from \$10.74 billion. [Quick Link 32](#)


 Regeneron Pharmaceuticals Inc's revenues increased +29.6% for the year ended December 2020 to \$8.50 billion from \$6.56 billion a year earlier, while net income rose +65.6% to \$3.51 billion from \$2.12 billion. [Quick Link 33](#)

 HCA Holdings Inc's revenues increased +0.4% for the year ended December 2020 to \$51.53 billion from \$51.34 billion a year earlier, while net income rose +25.1% to \$4.39 billion from \$3.51 billion. [Quick Link 34](#)

 Uber Technologies Inc reported a net loss of \$8.51 billion for the year ended December 2020 compared to a net loss of \$6.77 billion a year earlier, while revenues increased +16.7% to \$13.00 billion from \$11.14 billion. [Quick Link 35](#)


 Illinois Tool Works Inc's revenues decreased -10.9% for the year ended December 2020 to \$12.57 billion from \$14.10 billion a year earlier, while net income fell -16.3% to \$2.11 billion from \$2.52 billion. [Quick Link 36](#)


 Emerson Electric Co's revenues decreased -8.6% for the year ended December 2020 to \$16.79 billion from \$18.37 billion a year earlier, while net income fell -15.2% to \$1.96 billion from \$2.31 billion. [Quick Link 37](#)


 Waste Management Inc's revenues decreased -1.5% for the year ended December 2020 to \$15.22 billion from \$15.46 billion a year earlier, while net income fell -10.2% to \$1.50 billion from \$1.67 billion. [Quick Link 38](#)


Information Technology:











 Nvidia Corp's revenues increased +52.7% for the year ended January 2021 to \$16.68 billion from \$10.92 billion a year earlier, while net income rose +54.6% to \$4.33 billion from \$2.80 billion. [Quick Link 39](#)

 PayPal Holdings Inc's revenues increased +20.7% for the year ended December 2020 to \$21.45 billion from \$17.77 billion a year earlier, while net income rose +70.7% to \$4.20 billion from \$2.46 billion. [Quick Link 40](#)





 Salesforce.com Inc's revenues increased +25.8% for the year ended December 2020 to \$21.52 billion from \$17.10 billion a year earlier, while net income rose sharply to \$4.07 billion from \$0.13 billion. [Quick Link 41](#)

 Qualcomm Inc's revenues increased +62.1% for the quarter ended December 2020 to \$8.24 billion from \$5.08 billion a year earlier, while net income rose +164.5% to \$2.46 billion from \$0.93 billion. [Quick Link 42](#)




 Intuit Inc's revenues decreased -7.1% for the quarter ended January 2021 to \$1.58 billion from \$1.70 billion a year earlier, while net income fell -91.7% to \$20.0 million from \$240.0 million. [Quick Link 43](#)

-  Fidelity National Information Services Inc's revenues increased +21.5% for the year ended December 2020 to \$12.55 billion from \$10.33 billion a year earlier, while net earnings fell -47.0% to \$158.0 million from \$298.0 million. [Quick Link 44](#)
-  Square Inc. A's revenues increased +101.7% for the year ended December 2020 to \$9.50 billion from \$4.71 billion a year earlier, while net income fell -43.2% to \$213.1 million from \$375.5 million. [Quick Link 45](#)
-  Applied Materials Inc's net sales increased +24.0% for the quarter ended January 2021 to \$5.16 billion from \$4.16 billion a year earlier, while net income rose +27.0% to \$1.13 billion from \$0.89 billion. [Quick Link 46](#)
-  Autodesk Inc's revenues increased +15.9% for the year ended December 2020 to \$3.79 billion from \$3.27 billion a year earlier, while net income rose +476.2% to \$1.21 billion from \$0.21 billion. [Quick Link 47](#)
-  Global Payments Inc's revenues increased +51.1% for the year ended December 2020 to \$7.42 billion from \$4.91 billion a year earlier, while net income rose +35.7% to \$584.5 million from \$430.6 million. [Quick Link 48](#)
-  Fiserv Inc's revenues increased +42.4% for the year ended December 2020 to \$12.22 billion from \$8.58 billion a year earlier, while net income rose +7.3% to \$958.0 million from \$893.0 million. [Quick Link 49](#)
-  Analog Devices Inc's revenues increased +20.0% for the quarter ended January 2021 to \$1.56 billion from \$1.30 billion a year earlier, while net income rose +90.6% to \$388.5 million from \$203.9 million. [Quick Link 50](#)
-  Twilio Inc A reported a net loss of \$491.0 million for the year ended December 2020 compared to a net loss of \$307.1 million a year earlier, while revenues increased +55.8% to \$1.76 billion from \$1.13 billion. [Quick Link 51](#)
-  Cognizant Technology Solutions Corp's revenues decreased -0.8% for the year ended December 2020 to \$16.65 billion from \$16.78 billion a year earlier, while net income fell -24.5% to \$1.39 billion from \$1.84 billion. [Quick Link 52](#)
-  Workday Inc reported a net loss of \$282.4 million for the year ended December 2020 compared to a net loss of \$480.7 million a year earlier, while revenues increased +22.4% to \$3.79 billion from \$3.10 billion. [Quick Link 53](#)

Materials:

-  Linde plc's net sales decreased -3.5% for the year ended December 2020 to \$27.24 billion from \$28.23 billion a year earlier, while net income rose +9.6% to \$2.50 billion from \$2.28 billion. [Quick Link 54](#)
-  Air Products & Chemicals Inc's revenues increased +5.3% for the quarter ended December 2020 to \$2.37 billion from \$2.25 billion a year earlier, while net income rose +1.3% to \$482.0 million from \$475.6 million. [Quick Link 55](#)
-  Ecolab Inc reported a net loss of \$1.21 billion for the year ended December 2020 compared to a net income of \$1.59 billion a year earlier, while net sales decreased -6.1% to \$11.79 billion from \$12.56 billion. [Quick Link 56](#)
-  Newmont Mining Corp's revenues increased +18.1% for the year ended December 2020 to \$11.50 billion from \$9.74 billion a year earlier, while net income rose +0.7% to \$2.83 billion from \$2.81 billion. [Quick Link 57](#)

Utilities:

-  Duke Energy Corp's revenues decreased -4.9% for the year ended December 2020 to \$23.86 billion from \$25.08 billion a year earlier, while net income fell -63.2% to \$1.38 billion from \$3.75 billion. [Quick Link 58](#)
-  Southern Co's revenues decreased -4.9% for the year ended December 2020 to \$20.38 billion from \$21.42 billion a year earlier, while net income fell -34.2% to \$3.12 billion from \$4.74 billion. [Quick Link 59](#)
-  Dominion Resources Inc reported a net loss of \$0.4 million for the year ended December 2020 compared to a net income of \$1.4 million a year earlier, while revenues decreased -1.6% to \$14.17 billion from \$14.40 billion. [Quick Link 60](#)

1. "Alphabet Inc Reports Full Year 2020 Results" https://abc.xyz/investor/static/pdf/2020Q4_alphabet_earnings_release.pdf?cache=9e991fd (Accessed Feb 25, 2021).
2. "Intuit Inc Reports Full Year 2020 Results" https://s24.q4cdn.com/400059132/files/doc_financials/2020/q4/NG_TMUS-12_31_2020-ER-Tables-vFinal.pdf (Accessed Feb 25, 2021).
3. "Activision Blizzard Inc Reports Full Year 2020 Results" <https://investor.activision.com/static-files/0a027e58-e3cd-445e-9e38-fd27f34775af> (Accessed Feb 25, 2021).
4. "Snap Inc Reports Full Year 2020 Results" https://s25.q4cdn.com/442043304/files/doc_financials/2020/q4/Snap-Inc.-Q4-2020-Earnings-Release.pdf (Accessed Feb 25, 2021).
5. "Twitter Inc Reports Full Year 2020 Results" https://s22.q4cdn.com/826641620/files/doc_financials/2020/q4/FINAL-Q4'20-TWTR-Shareholder-Letter.pdf (Accessed Feb 25, 2021).
6. "Home Depot Inc Reports Full Year 2020 Results" <https://ir.homedepot.com/~media/Files/H/HomeDepot-IR/reports-and-presentations/quarterly-earnings/2020/4Q/q4-2020-press-release.pdf> (Accessed Feb 25, 2021).
7. "Lowe's Companies Inc Reports Full Year 2021 Results" <https://corporate.lowes.com/sites/lowes-corp/files/Quarterly-results/Q4-2020-Financial-Statements.pdf> (Accessed Feb 25, 2021).
8. "Booking Holdings Inc Reports Full Year 2021 Results" <https://ir.bookingholdings.com/static-files/8134bee8-1555-48ce-b8c7-3bc1164364b4> (Accessed Feb 25, 2021).
9. "General Motors Co Reports Full Year 2020 Results" <https://gmfinancial.gcs-web.com/static-files/17232743-3d93-494b-a271-d17f50b443cb> (Accessed Feb 25, 2021).
10. "The Coca-Cola Co Reports Full Year 2020 Results" <https://bit.ly/3eTDzdY> (Accessed Feb 25, 2021).
11. "PepsiCo Inc Reports Full Year 2020 Results" https://investors.pepsico.com/docs/album/investors/q4-2020/q4-2020-form-10k_f8uYvm8TSH9jdseD.pdf (Accessed Feb 25, 2021).
12. "Wal-Mart Stores Inc Reports Full Year 2020 Results" https://s2.q4cdn.com/056532643/files/doc_financials/2021/q4/Q4FY21-Earnings-Release_Final.pdf (Accessed Feb 25, 2021).
13. "Philip Morris International Inc Reports Full Year 2020 Results" <https://philipmorrisinternational.gcs-web.com/static-files/b671537b-f656-4ea4-92e2-eef53d6b3ebc> (Accessed Feb 25, 2021).
14. "Estee Lauder Companies Inc Reports Full Year 2020 Results" <https://bit.ly/2P5zqIS> (Accessed Feb 25, 2021).
15. "ConocoPhillips Reports Full Year 2020 Results" <https://static.conocophillips.com/files/resources/4q20-supplemental-information.pdf> (Accessed Feb 25, 2021).
16. "Nvidia Corp Reports Full Year 2020 Results" <https://berkshirehathaway.com/2020ar/2020ar.pdf> (Accessed Feb 25, 2021).
17. "S&P Global Inc Reports Full Year 2020 Results" https://lufax.q4cdn.com/548020347/files/doc_financials/2020/q4/Earnings-Release-PDF.pdf (Accessed Feb 25, 2021).
18. "Chubb Corp Reports Full Year 2020 Results" https://s1.q4cdn.com/677769242/files/doc_financials/2020/q4/f1d9d3a7-fa32-434e-981d-975169a97d64.pdf (Accessed Feb 25, 2021).
19. "CME Group Inc Reports Full Year 2020 Results" <http://investor.cmegroup.com/static-files/74ff1d56-ab37-4631-b975-443ce75d19a5> (Accessed Feb 25, 2021).
20. "IntercontinentalExchange Inc Reports Full Year 2020 Results" https://s2.q4cdn.com/154085107/files/doc_financials/2020/q4/4Q20-Earnings-Press-Release_vF.pdf (Accessed Feb 25, 2021).
21. "Aon Plc Reports Full Year 2020 Results" https://s2.q4cdn.com/545627090/files/doc_financials/2020/q4/4Q20-Earnings-Release-Final.pdf (Accessed Feb 25, 2021).
22. "Moody's Corp Reports Full Year 2020 Results" <http://d18rn0p25nwr6d.cloudfront.net/CIK-0001059556/55ae90bb-6ca7-46bb-96f9-d39d67c45978.pdf> (Accessed Feb 25, 2021).
23. "Merck & Co Inc Reports Full Year 2020 Results" https://s21.q4cdn.com/488056881/files/doc_financials/2020/q4/Financial-Highlights-Package-02042021.pdf (Accessed Feb 25, 2021).
24. "Pfizer Inc Reports Full Year 2020 Results" https://s21.q4cdn.com/317678438/files/doc_financials/2020/q4/Q4-2020-PFE-Earnings-Release.pdf (Accessed Feb 25, 2021).
25. "AbbVie Inc Reports Full Year 2020 Results" <https://investors.abbvie.com/static-files/28ec0c10-474f-4b35-9133-1518835fd31e> (Accessed Feb 25, 2021).
26. "Thermo Fisher Scientific Inc Reports Full Year 2020 Results" <https://bit.ly/3tu8qBZ> (Accessed Feb 25, 2021).
27. "Bristol-Myers Squibb Co Reports Full Year 2020 Results" https://s21.q4cdn.com/104148044/files/doc_financials/quarterly_reports/2020/BMY-Q42020-Earnings-Press-Release.pdf (Accessed Feb 25, 2021).
28. "Amgen Inc Reports Full Year 2020 Results" <https://investors.amgen.com/news-releases/news-release-details/amgen-reports-fourth-quarter-and-full-year-2020-financial> (Accessed Feb 25, 2021).
29. "Zoetis Inc Reports Full Year 2020 Results" <https://investor.zoetis.com/news/news-details/2021/Zoetis-Reports-Fourth-Quarter-and-Full-Year-2020-Results/default.aspx> (Accessed Feb 25, 2021).
30. "Cigna Corp Reports Full Year 2020 Results" <https://bit.ly/2P8NZLN> (Accessed Feb 25, 2021).
31. "Humana Inc Reports Full Year 2020 Results" <https://humana.gcs-web.com/static-files/b1a244fd-a889-4159-8c64-3c634fb7d6f4> (Accessed Feb 25, 2021).

Quick Links (cont'd)

32. "Boston Scientific Corp Reports Full Year 2020 Results" <https://news.bostonscientific.com/2021-02-03-Boston-Scientific-Announces-Results-For-Fourth-Quarter-And-Full-Year-2020> (Accessed Feb 25, 2021).
33. "Regeneron Pharmaceuticals Inc Reports Full Year 2020 Results" <https://investor.regeneron.com/news-releases/news-release-details/regeneron-reports-fourth-quarter-and-full-year-2020-financial> (Accessed Feb 25, 2021).
34. "HCA Holdings Inc Reports Full Year 2020 Results" https://s23.q4cdn.com/949900249/files/doc_financials/2020/q4/f6d377d5-5458-4955-beb4-c5ed6c598c45.pdf (Accessed Feb 25, 2021).
35. "Uber Technologies Inc Reports Full Year 2020 Results" <https://investor.uber.com/news-events/news/press-release-details/2021/Uber-Announces-Results-for-Fourth-Quarter-and-Full-Year-2020/> (Accessed Feb 25, 2021).
36. "Illinois Tool Works Inc Reports Full Year 2020 Results" https://s25.q4cdn.com/220651370/files/doc_financials/2020/q4/ITW-Reports-Fourth-Quarter-and-Full-Year-2020-Results.pdf (Accessed Feb 25, 2021).
37. "Emerson Electric Co Reports Full Year 2020 Results" <https://www.emerson.com/documents/corporate/2020emersonannualreport-en-us-7235172.pdf> (Accessed Feb 25, 2021).
38. "Waste Management Inc Reports Full Year 2020 Results" <https://investors.wm.com/static-files/5556c5f0-3e54-46a3-bf9d-4aa218f50fec> (Accessed Feb 25, 2021).
39. "Nvidia Corp Reports Full Year 2021 Results" <https://nvidianews.nvidia.com/news/nvidia-announces-financial-results-for-fourth-quarter-and-fiscal-2021> (Accessed Feb 25, 2021).
40. "PayPal Holdings Inc Reports Full Year 2020 Results" https://s1.q4cdn.com/633035571/files/doc_financials/2020/q4/Q4-FY-20-PayPal-Earnings-Release.pdf (Accessed Feb 25, 2021).
41. "Salesforce.com Inc Reports Full Year 2020 Results" https://s23.q4cdn.com/574569502/files/doc_financials/2021/q4/CRM-Q4-FY21-Earnings-Press-Release-w-financials.pdf (Accessed Feb 25, 2021).
42. "Qualcomm Inc Reports Full Year 2020 Results" <https://bit.ly/397DijW> (Accessed Feb 25, 2021).
43. "Intuit Inc Reports Second Quarter 2021 Results" https://s23.q4cdn.com/935127502/files/doc_financials/2021/q2/10-Q.pdf (Accessed Feb 25, 2021).
44. "Fidelity National Information Services Inc Reports Full Year 2021 Results" <https://www.investor.fisglobal.com/static-files/d8b36765-81d4-465f-ae57-a67ef1a91bc1> (Accessed Feb 25, 2021).
45. "Square Inc. A Reports Full Year 2020 Results" https://squareinc2020ir.q4web.com/files/doc_financials/2020/q4/Square-10K-2020.pdf (Accessed Feb 25, 2021).
46. "Intuit Inc Reports First Quarter 2021 Results" <https://ir.appliedmaterials.com/static-files/ded89d9a-a23b-4597-aa87-9a629a951c85> (Accessed Feb 25, 2021).
47. "Autodesk Inc Reports Full Year 2020 Results" <https://investors.autodesk.com/static-files/5003f93c-8c3e-4364-b8b2-e4b3a2984661> (Accessed Feb 25, 2021).
48. "Global Payments Inc Reports Full Year 2020 Results" https://s21.q4cdn.com/254933054/files/doc_financials/2020/q4/Q4-2020-Press-Release.pdf (Accessed Feb 25, 2021).
49. "Fiserv Inc Reports Full Year 2020 Results" <https://investors.fiserv.com/static-files/3434b094-c4aa-410b-99a7-9000504066d8> (Accessed Feb 25, 2021).
50. "Analog Devices Inc Reports First Quarter 2021 Results" <https://investor.analog.com/static-files/91241cfa-5cb6-40a6-8add-8cd898aafef1> (Accessed Feb 25, 2021).
51. "Twilio Inc A Reports Full Year 2020 Results" <https://investors.twilio.com/news/news-details/2021/Twilio-Announces-Fourth-Quarter-and-Full-Year-2020-Results/> (Accessed Feb 25, 2021).
52. "Cognizant Technology Solutions Corp Reports Full Year 2020 Results" https://cognizant.q4cdn.com/123993165/files/doc_financials/2020/q4/4Q20-Press-Release_vFinal.pdf (Accessed Feb 25, 2021).
53. "Workday Inc Reports Full Year 2020 Results" <https://www.workday.com/en-us/company/latest/newsroom/press-releases/press-release-details.html?id=2182886> (Accessed Feb 25, 2021).
54. "Linde plc Reports Full Year 2020 Results" <https://investors.linde.com/-/media/linde/merger/documents/press-releases/2020/linde-4q20-earnings-release-tables.pdf?la=en> (Accessed Feb 25, 2021).
55. "Air Products & Chemicals Inc Reports First Quarter 2021 Results" <https://www.airproducts.com/-/media/airproducts/files/en/news-center/2021-0204-q1-earnings.pdf?la=en&hash=3C69FF1B621C56EA950CD9E6D0C3F38A> (Accessed Feb 25, 2021).
56. "Ecolab Inc Reports Full Year 2020 Results" https://s24.q4cdn.com/931105847/files/doc_financials/2020/q4/Q4-2020-Press-Release.pdf (Accessed Feb 25, 2021).
57. "Newmont Mining Corp Reports Full Year 2020 Results" https://s24.q4cdn.com/382246808/files/doc_financials/2020/q4/Newmont-Full-Year-and-Fourth-Quarter-2020-Earnings-Release_Final.pdf (Accessed Feb 25, 2021).
58. "Duke Energy Corp Reports Full Year 2020 Results" https://www.duke-energy.com/_/media/pdfs/our-company/investors/news-and-events/2020/4qresults/q4-2020-earnings-release.pdf?la=en (Accessed Feb 25, 2021).
59. "Southern Co Reports Full Year 2020 Results" https://s2.q4cdn.com/471677839/files/doc_financials/2020/q4/a963a4ee-f492-44f4-8c18-6e5998832055.pdf (Accessed Feb 25, 2021).
60. "Dominion Resources Inc Reports Full Year 2020 Results" <https://investors.dominionenergy.com/news/press-release-details/2021/Dominion-Energy-Announces-Fourth-Quarter-and-Full-Year-2020-Earnings/> (Accessed Feb 25, 2021).