

# S-NET SPACE INDEX

## Contact Information

**Robert J. Hughes**

Alerian/S-Network Global Indexes  
Direct: +1.646.645.9484  
Email: Robert.hughes@alerian.com

## Licensed ETF

Procure Space ETF  
Ticker: UFO

Information about the index, including rule book, company description and historic data, can be found at:  
[space.snetglobalindexes.com](http://space.snetglobalindexes.com)

## TICKERS:

The S-Network Space Index:  
SPACE

The S-Network Space  
Total Return Index: SPACET



June 2022

Inquire about our custom institutional benchmarking services



The Certified Space Technology™ trademark is used under license. All Rights Reserved. [www.spacecertification.org](http://www.spacecertification.org)

This material has been prepared and/or issued by S-Network Global Indexes Inc. and/or one of its consultants or affiliates. This document is for information purposes only and it should not be regarded as an offer to sell or as a solicitation of an offer to buy the securities or other instruments mentioned in it. The information, including any third party information, may not be accurate or complete in its entirety, and it should not be relied upon as such. S-Network Global Indexes Inc. and/or its affiliates are not acting in a fiduciary capacity. The products mentioned herein may not be eligible for sale in some states or countries and may not be suitable for all investors. The potential yield created by these products may be adversely affected by exchange rates, interest rates, or other economic and political factors. An investor's return may be less than the principle invested. S-Network Global Indexes Inc. and/or its affiliates may now, in the past, or in the future make markets, or deal as principal in the securities or derivatives thereof, mentioned in the document. In addition, S-Network Global Indexes Inc., its shareholders, directors, officers, and/or employees and consultants, may from time to time hold a long or short position in these securities. This document may not be reproduced in any manner without the prior written authorization of S-Network Global Indexes Inc. Opinions expressed within reflect the opinions of S-Network Global Indexes Inc. and the author/analyst and are subject to change without notice.



## Q2 2022 Review: S-Network Space Index

**Index Performance.** The S-Network Space Net Total Return Index (TICKER: SPACENT) decreased -22.06% from 1180.72 to 920.19 in the quarter ended June 2022. This compares to an decrease in the S-Network Global 2500 Net Total Return Index (TICKER: SNG2500N) of -16.01%.

The best performing stocks were Blacksky Technology Inc (TICKER: BKSJ US), which rose +22.22%; SKY Perfect JSAT Holdings Inc (TICKER: 9412 JP), which rose +16.55%; and Northrop Grumman Corp (TICKER: NOC US), which rose +7.01%. The worst performing stocks were Astra Space Inc (TICKER: ASTR US), which declined -66.32%; Redwire Corp (TICKER: RDW US), which declined -64.15%; and Arqit Quantum Inc (TICKER: ARQQ US), which declined -59.50%.

The S-Network Space Net Total Return Index declined -34.79% in the past 12 months. This compares to a -17.03% decrease in the S-Network Global 2500 Net Total Return Index.

**Index Description.** The S-Network Space Index (TICKER: SPACE) is a modified capitalization weighted, float- and space revenue percentage-adjusted equity index designed to serve as an equity benchmark for globally traded stocks that are materially engaged in space-related businesses.

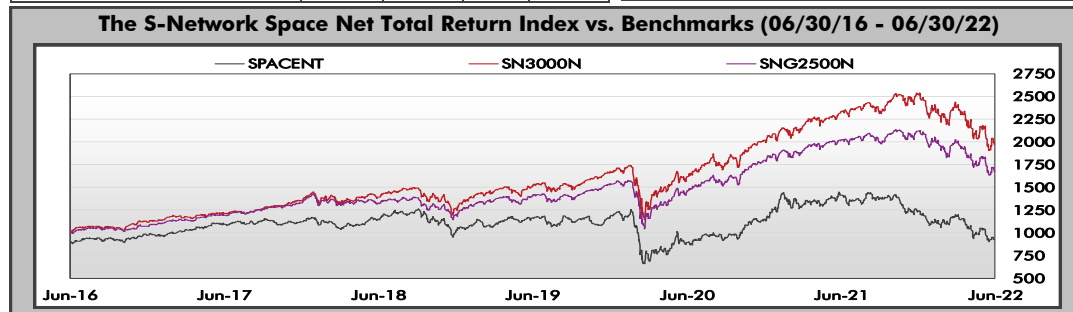
**Inclusion Criteria.** SPACE selects companies that meet one or more of several criteria for space-related business activities (such as manufacturing space vehicle components and operating satellites), while also deriving revenues from space that amount to at least 20% of the total and/or more than 500 million USD annually. Constituents of SPACE must have three-month ADTV of at least 1 million USD.

**Weighting Methodology.** SPACE sorts constituents into two tranches: "Non-diversified" for companies that derive the majority of their revenues from space, and "Diversified" for the rest. Constituents are weighted within each tranche by market capitalization adjusted for both the stock's float and the company's space revenue percentage. SPACE sets the total tranche weights at 80% for the Non-diversified tranche and 20% for the Diversified tranche. Within each tranche, constituent weights are capped: 6% within the Non-diversified tranche, and 12% within the Diversified tranche.

**Review Schedule.** SPACE is rebalanced quarterly and reconstituted semi-annually in June and December.

**Index Data.** SPACE is calculated daily by S-Network Global Indexes. Daily live values from May 7, 2018 are available through S-Network, and backtested values are available from December 31, 2014. End-of-day index values are distributed daily via the NYSE Global Index Feed.

Leading Movers				
Company Name	Ticker	Opening	Closing	Change
BLACKSKY TECHNOLOGY INC	BKSJ US	1.89	2.31	22.22%
SKY PERFECT JSAT HOLDINGS INC	9412 JP	3.410532	3.9749	16.55%
NORTHROP GRUMMAN CORP	NOC US	447.22	478.57	7.01%
AEROJET ROCKETDYNE HOLDINGS INC	AJRD US	39.35	40.6	3.18%
SIDUS SPACE INC	SIDU US	3.21	3.3	2.80%
Lagging Movers				
Company Name	Ticker	Opening	Closing	Change
ASTRA SPACE INC	ASTR US	3.86	1.3	-66.32%
REDWIRE CORP	RDW US	8.48	3.04	-64.15%
ARQIT QUANTUM INC	ARQQ US	15.58	6.31	-59.50%
ROCKET LAB USA INC	RKLB US	8.05	3.79	-52.92%
SATELLOGIC INC	SATL US	8.26	4.09	-50.48%



\*Note: This chart is a normalized historical graph  
Data Source: Bloomberg Data as of June 30, 2022

This chart is for illustrative purposes only. Historical information is not indicative of future results; current data may differ from data quoted. Investors cannot invest directly in index. Index returns do not reflect any management fees or brokerage expenses.

Index Statistical Profile

Capitalization Profile: Pure Play Tranche (79%)	
Number of Constituents	32
TOTAL MARKET CAPITALIZATION	101.58 Billion USD
LARGEST MARKET CAPITALIZATION	24.13 Billion USD
SMALLEST MARKET CAPITALIZATION	55.68 Million USD
AVERAGE MARKET CAPITALIZATION	3.17 Billion USD
MEDIAN MARKET CAPITALIZATION	1.02 Billion USD
Capitalization Profile: Diversified Tranche (21%)	
Number of Constituents	13
TOTAL MARKET CAPITALIZATION	1.04 Trillion USD
LARGEST MARKET CAPITALIZATION	175.8 Billion USD
SMALLEST MARKET CAPITALIZATION	3.27 Billion USD
AVERAGE MARKET CAPITALIZATION	79.75 Billion USD
MEDIAN MARKET CAPITALIZATION	76.17 Billion USD

\*All data as of June 30, 2022

Top Ten Constituents (Pure Play Tranche)			
Company	Ticker	Country	Weight
Iridium Communications Inc	IRDM US	United States	5.38%
Sirius XM Holdings Inc	SIRI US	United States	5.15%
Eutelsat Communications SA	ETL FP	France	4.99%
Garmin Ltd	GRMN US	United States	4.98%
SES SA	SESG FP	Luxembourg	4.89%
Maxar Technologies Inc	MAXR US	United States	4.73%
DISH Network Corp	DISH US	United States	4.65%
Virgin Galactic Holdings Inc	SPCE US	United States	4.64%
Trimble Inc	TRMB US	United States	4.62%
ViaSat Inc	VSAT US	United States	4.34%
Top Five Constituents (Diversified Tranche)			
Company	Ticker	Country	Weight
Northrop Grumman Corp	NOC US	United States	2.67%
Boeing Co	BA US	United States	2.64%
L3harris Technologies Inc	LHX US	United States	2.59%
Lockheed Martin Corp	LMT US	United States	2.57%
Raytheon Technologies Corp	RTX US	United States	2.55%

Index Composition

