

SNX1000 Report

Monthly Report on the Emerging Markets 1000

July 2019

Index Fundamentals

TTM Div. Yield <u>MXEF</u> <u>SNX1000</u> 2.89 2.23		Forward Div. Yield <u>MXEF</u> <u>SNX1000</u> 3.01 2.33		Forecast <u>MXEF</u> <u>SNX1000</u> +4.26% +4.71%	
---	--	---	--	---	--

Source: Bloomberg

Index Performance






Total Return Price Appreciation		Compound Annual Growth Rate	
1 Month	-0.77%	1 Year	2.44%
YTD	16.63%	3 Year	7.82%
1 Year	2.44%	5 Year	3.48%
3 Year	25.33%	Since Inception	6.46%
5 Year	18.63%		
Inception	240.76%		

*Returns under 1 year are not annualized








Source: S-Network as of 07/31/2019

SNX1000 Sector Performance (06/30/19 – 07/31/19)		Leading Movers				
Communication Services	-0.18%	Company Name	Ticker	Opening	Closing	Change
Consumer Discretionary	1.12%	GOERTEK INC	002241 CH	1.21	1.69	39.67%
Consumer Staples	1.83%	SHENNAN CIRCUITS CO LTD	002916 CH	13.09	17.12	30.79%
Energy	-3.50%	SHENGYI TECHNOLOGY CO LTD	600183 CH	2.12	2.76	30.19%
Financials	-3.77%	MUYUAN FOODSTUFF CO LTD	002714 CH	8.55	11.12	30.06%
Health Care	3.94%	TUPRAS-TURKIYE PETROL RAFINE	TUPRS TI	19.63	25.17	28.22%
Industrials	-0.53%	Lagging Movers				
Information Technology	4.34%	Company Name	Ticker	Opening	Closing	Change
Materials	-3.93%	IDEA CELLULAR LTD	IDEA IN	0.17	0.10	-41.18%
Real Estate	-2.77%	FUTURE LAND HOLDINGS CO	601155 CH	5.73	3.82	-33.33%
Utilities	1.45%	RBL BANK LTD	RBK IN	8.80	5.87	-33.30%
		FUTURE LAND DEVELOPMENT	1030 HK	1.25	0.85	-32.11%
		NINGBO JOYSON ELECTRONIC	600699 CH	3.23	2.26	-30.03%







Communication Services:

-  America Movil Sab De Cv's revenue decreased -2.7% for the quarter ended June 2019 to MXN250.08 billion from MXN256.98 billion a year earlier, while net income rose sharply to MXN14.07 billion from MXN0.44 billion. [Quick Link 1](#)
-  Telekomunikasi Indonesia Persero Tbk PT's net sales increased +7.7% for the half year ended June 2019 to IDR69.35 billion from IDR64.37 billion a year earlier, while net income rose +19.4% to IDR15.45 billion from IDR12.94 billion. [Quick Link 2](#)
-  Yandex Nv's revenue increased +39.5% for the quarter ended June 2019 to RUB41.40 billion from RUB29.67 billion a year earlier, while net income fell -88.9% to RUB3.71 billion from RUB33.29 billion. [Quick Link 3](#)
-  Telefonica Brasil S.A.'s net sales increased +0.5% for the quarter ended June 2019 to BRL10.87 billion from BRL10.82 billion a year earlier, while net income fell -55.2% to BRL1.42 billion from BRL3.17 billion. [Quick Link 4](#)
-  Grupo Televisa's net sales decreased -9.0% for the quarter ended June 2019 to MXN24.31 billion from MXN26.70 billion a year earlier, while net income fell -78.6% to MXN0.92 billion from MXN4.30 billion. [Quick Link 5](#)


Consumer Discretionary:




-  Yum China Holdings Inc's revenue increased +2.4% for the quarter ended June 2019 to \$2.12 billion from \$2.07 billion a year earlier, while net income rose +24.5% to \$178.0 million from \$143.0 million. [Quick Link 6](#)
-  New Oriental Education & Technology Group Inc's revenue increased +26.5% for the year ended May 2019 to \$3.10 billion from \$2.45 billion a year earlier, while net income fell -19.6% to \$238.1 million from \$296.1 million. [Quick Link 7](#)
-  Maruti Suzuki India Ltd's net sales decreased -9.6% for the quarter ended June 2019 to INR205.56 billion from INR227.31 billion a year earlier, while net profit fell -27.3% to INR14.36 billion from INR19.75 billion. [Quick Link 8](#)
-  Astra International Tbk Pt's revenue increased +3.2% for the half year ended June 2019 to IDR116.18 trillion from IDR112.55 trillion a year earlier, while net income fell -6.7% to IDR12.30 trillion from IDR13.19 trillion. [Quick Link 9](#)
-  Lojas Renner Sa's net sales increased +13.4% for the quarter ended June 2019 to BRL2.29 billion from BRL2.02 billion a year earlier, while net income fell -14.4% to BRL235.2 million from BRL274.7 million. [Quick Link 10](#)
-  Bajaj Auto Ltd's revenue increased +4.9% for the quarter ended June 2019 to INR81.97 billion from INR78.12 billion a year earlier, while net profit rose +1.0% to INR11.26 billion from INR11.15 billion. [Quick Link 11](#)
-  Tata Motors Ltd reported a net loss of INR36.98 billion for the quarter ended June 2019 compared to a net loss of INR19.02 billion a year earlier, while revenue decreased -7.4% to INR623.03 billion from INR673.06 billion. [Quick Link 12](#)

Consumer Staples:

-  Ambev Sa's revenue increased +5.6% for the quarter ended June 2019 to BRL12.15 billion from BRL11.51 billion a year earlier, while net profit rose +9.6% to BRL2.52 billion from BRL2.30 billion. [Quick Link 13](#)
-  Hindustan Unilever Ltd's revenue increased +6.6% for the quarter ended June 2019 to INR102.61 billion from INR96.22 billion a year earlier, while net income rose +14.9% to INR17.55 billion from INR15.28 billion. [Quick Link 14](#)
-  Walmex's net sales increased +5.2% for the quarter ended June 2019 to \$154.35 billion from \$146.67 billion a year earlier, while net income rose +9.9% to \$8.75 billion from \$7.96 billion. [Quick Link 15](#)
-  Magnit Pjsc's revenue increased +11.4% for the quarter ended June 2019 to RUB342.88 billion from RUB307.82 billion a year earlier, while net income fell -39.5% to RUB6.27 billion from RUB10.36 billion. [Quick Link 16](#)
-  Grupo Bimbo Sab De Cv's net sales decreased -0.6% for the quarter ended June 2019 to MXN72.32 billion from MXN72.79 billion a year earlier, while net profit rose +525.6% to MXN1.22 billion from MXN0.20 billion. [Quick Link 17](#)
-  Cia Brasileira De Distribuicao Prfs revenue increased +11.4% for the quarter ended June 2019 to BRL14.22 billion from BRL12.77 billion a year earlier, while net income fell -28.5% to BRL401.0 million from BRL561.0 million. [Quick Link 18](#)

Energy:


-  Reliance Industries Ltd's revenue increased +21.8% for the quarter ended June 2019 to INR1.73 trillion from INR1.42 trillion a year earlier, while net profit rose +6.8% to INR101.04 billion from INR94.59 billion. [Quick Link 19](#)

-  Novatek OAO's revenue increased +11.6% for the quarter ended June 2019 to RUB218.51 billion from RUB195.82 billion a year earlier, while net income rose +115.9% to RUB69.18 billion from RUB32.04 billion. [Quick Link 20](#)
-  Polski Koncern Naftowy's revenue increased +9.5% for the quarter ended June 2019 to PLN29.23 billion from PLN26.70 billion a year earlier, while net profit fell -9.6% to PLN1.60 billion from PLN1.77 billion. [Quick Link 21](#)
-  PTT Exploration and Production PCL's revenue increased +15.5% for the quarter ended June 2019 to THB49.68 billion from THB43.03 billion a year earlier, while net income rose +281.1% to THB13.68 billion from THB3.59 billion. [Quick Link 22](#)


Financials:


-  Itau Unibanco Holding Sa's net sales increased +5.4% for the half year ended June 2019 to BRL73.85 billion from BRL70.07 billion a year earlier, while net income rose +8.0% to BRL13.52 billion from BRL12.52 billion. [Quick Link 23](#)
-  Banco Bradesco Sa's net sales increased +7.1% for the quarter ended June 2019 to BRL14.47 billion from BRL13.51 billion a year earlier, while net income rose +25.2% to BRL6.46 billion from BRL5.16 billion. [Quick Link 24](#)
-  Sberbank Rossii Pao's net sales decreased -0.8% for the half year ended June 2019 to RUB615.10 billion from RUB620.14 billion a year earlier, while net profit rose +11.7% to RUB444.16 billion from RUB397.78 billion. [Quick Link 25](#)
-  Icici Bank Ltd reported a net profit of INR19.08 billion for the quarter ended June 2019 compared to a net loss of INR1.20 billion a year earlier, while net sales increased +15.2% to INR214.06 billion from INR185.74 billion. [Quick Link 26](#)
-  Axis Bank Ltd's revenue increased +20.0% for the quarter ended June 2019 to INR97.12 billion from INR80.92 billion a year earlier, while net profit rose +95.4% to INR13.70 billion from INR7.01 billion. [Quick Link 27](#)
-  Kotak Mahindra Bank Ltd's net sales increased +21.2% for the quarter ended June 2019 to INR66.39 billion from INR54.79 billion a year earlier, while net profit rose +32.7% to INR13.60 billion from INR10.25 billion. [Quick Link 28](#)
-  Bank Central Asia Tbk Pt's net sales increased +15.7% for the half year ended June 2019 to IDR31.39 trillion from IDR27.12 trillion a year earlier, while net profit rose +12.6% to IDR12.86 trillion from IDR11.42 trillion. [Quick Link 29](#)
-  Grupo Financiero Banorte Sab De Cv's net sales increased +22.7% for the quarter ended June 2019 to MXN37.65 billion from MXN30.69 billion a year earlier, while net income rose +21.4% to MXN8.73 billion from MXN7.19 billion. [Quick Link 30](#)
-  Bank Rakyat Indonesia Persero Tbk PT's net sales increased +8.1% for the half year ended June 2019 to IDR24.95 trillion from IDR23.08 trillion a year earlier, while net profit rose +3.6% to IDR7.72 trillion from IDR7.45 trillion. [Quick Link 31](#)
-  Kasikornbank Pcl's net sales decreased -6.4% for the quarter ended June 2019 to THB59.21 billion from THB63.29 billion a year earlier, while net profit fell -9.1% to THB9.93 billion from THB10.92 billion. [Quick Link 32](#)
-  Bajaj Finance Ltd's net sales increased +39.9% for the quarter ended June 2019 to INR53.05 billion from INR37.92 billion a year earlier, while net income rose +37.1% to INR11.28 billion from INR8.23 billion. [Quick Link 33](#)
-  Bangkok Bank Co.'s net sales increased +0.4% for the quarter ended June 2019 to THB17.64 billion from THB17.57 billion a year earlier, while net profit rose +1.7% to THB9.35 billion from THB9.19 billion. [Quick Link 34](#)
-  Bank Mandiri Persero Tbk Pt's net sales increased +14.8% for the half year ended June 2019 to IDR44.49 trillion from IDR38.74 trillion a year earlier, while net profit rose +11.2% to IDR13.99 trillion from IDR12.58 trillion. [Quick Link 35](#)
-  Indusind Bank Ltd's net sales increased +35.4% for the quarter ended June 2019 to INR86.25 billion from INR63.70 billion a year earlier, while net profit rose +38.3% to INR14.33 billion from INR10.36 billion. [Quick Link 36](#)
-  Siam Commercial Bank Pcl's revenue increased +7.7% for the quarter ended June 2019 to THB34.42 billion from THB31.97 billion a year earlier, while net profit fell -1.6% to THB10.94 billion from THB11.12 billion. [Quick Link 37](#)
-  Bajaj Finserv Ltd's revenue decreased -9.3% for the quarter ended June 2019 to INR315.4 million from INR347.6 million a year earlier, while net income fell -93.0% to INR4.2 million from INR60.2 million. [Quick Link 38](#)
-  Banco De Chile's net sales increased +6.2% for the half year ended June 2019 to CLP1.03 trillion from CLP0.97 trillion a year earlier, while net income fell -3.8% to CLP293.66 billion from CLP305.21 billion. [Quick Link 39](#)
-  Bank Negara Indonesia Persero Tbk Pt's net sales increased +8.1% for the half year ended June 2019 to IDR24.95 trillion from IDR23.08 trillion a year earlier, while net profit rose +3.6% to IDR7.72 trillion from IDR7.45 trillion. [Quick Link 40](#)
-  Banco Santander Chile's net sales increased +20.6% for the quarter ended June 2019 to CLP676.11 billion from CLP560.72 billion a year earlier, while net income rose +10.8% to CLP171.23 billion from CLP154.52 billion. [Quick Link 41](#)
-  Rbl Bank Ltd's net sales increased +48.3% for the quarter ended June 2019 to INR20.23 billion from INR13.64 billion a year earlier, while net income rose +40.5% to INR2.67 billion from INR1.90 billion. [Quick Link 42](#)


Health Care:


 Dr Reddy's Laboratories Ltd's revenue increased +3.3% for the quarter ended June 2019 to INR38.44 billion from INR37.21 billion a year earlier, while net income rose +45.4% to INR6.63 billion from INR4.56 billion. [Quick Link 43](#)

Industrials:


 Larsen & Toubro Ltd.'s revenue increased +16.0% for the quarter ended June 2019 to INR169.61 billion from INR146.26 billion a year earlier, while net profit rose +53.1% to INR11.21 billion from INR7.32 billion. [Quick Link 44](#)


 WEG SA's revenue increased +7.5% for the quarter ended June 2019 to BRL3.29 billion from BRL3.06 billion a year earlier, while net profit rose +15.6% to BRL389.0 million from BRL336.6 million. [Quick Link 45](#)


 Grupo Aeroportuario del Pacifico, S.A.B. de C.V.'s revenue increased +6.4% for the quarter ended June 2019 to MXN3.66 billion from MXN3.44 billion a year earlier, while net income rose +5.9% to MXN1.26 billion from MXN1.19 billion. [Quick Link 46](#)


 PINFRA's revenue decreased -3.7% for the quarter ended June 2019 to MXN884.0 million from MXN918.0 million a year earlier, while net income fell -9.8% to MXN331.0 million from MXN367.0 million. [Quick Link 47](#)


Information Technology:

 Infosys Limited's revenue increased +13.5% for the quarter ended June 2019 to INR225.39 billion from INR198.54 billion a year earlier, while net income rose +5.1% to INR37.98 billion from INR36.12 billion. [Quick Link 48](#)


 Tata Consultancy Services Ltd's revenue increased +12.3% for the quarter ended June 2019 to INR398.47 billion from INR354.86 billion a year earlier, while net profit rose +0.1% to INR81.31 billion from INR81.26 billion. [Quick Link 49](#)


 Hangzhou Hikvision Digital Tec's net sales increased +14.6% for the half year ended June 2019 to ¥23.92 trillion from ¥20.88 trillion a year earlier, while net profit rose +2.7% to ¥4.22 trillion from ¥4.11 trillion. [Quick Link 50](#)


 Wipro Ltd's revenue increased +5.0% for the quarter ended June 2019 to INR1.47 trillion from INR1.40 trillion a year earlier, while net profit rose +12.6% to INR238.74 billion from INR212.06 billion. [Quick Link 51](#)


 Tech Mahindra Ltd's revenue increased +7.2% for the quarter ended June 2019 to INR89.94 billion from INR83.88 billion a year earlier, while net profit rose +6.8% to INR9.59 billion from INR8.98 billion. [Quick Link 52](#)


Materials:


 Siam Cement Public Co's revenue increased +46.2% for the quarter ended June 2019 to THB16.78 billion from THB11.48 billion a year earlier, while net income rose +58.8% to THB14.48 billion from THB9.12 billion. [Quick Link 53](#)

 Grupo Mexico SAB de CV's net sales increased +1.9% for the quarter ended June 2019 to \$2.72 billion from \$2.67 billion a year earlier, while net income fell -4.5% to \$438.6 million from \$459.3 million. [Quick Link 54](#)


 CEMEX SA's net sales decreased -4.9% for the quarter ended June 2019 to \$3.52 billion from \$3.70 billion a year earlier, while net income fell -58.9% to \$154.6 million from \$375.8 million. [Quick Link 55](#)

 Asian Paints Ltd's net sales increased +18.3% for the quarter ended June 2019 to INR44.66 billion from INR37.75 billion a year earlier, while net profit rose +20.3% to INR6.52 billion from INR5.42 billion. [Quick Link 56](#)

 Vedanta Ltd's revenue decreased -3.5% for the quarter ended June 2019 to INR211.67 billion from INR219.42 billion a year earlier, while net income fell -11.9% to INR13.51 billion from INR15.33 billion. [Quick Link 57](#)

 Anglo American Platinum Ltd's net sales increased +28.1% for the half year ended June 2019 to ZAR42.89 billion from ZAR33.49 billion a year earlier, while net income rose +183.1% to ZAR7.22 billion from ZAR2.55 billion. [Quick Link 58](#)

Utilities:

 Enel Americas SA's revenue increased +23.4% for the quarter ended June 2019 to CLP7.23 billion from CLP5.86 billion a year earlier, while net income rose +35.0% to CLP544.0 million from CLP403.0 million. [Quick Link 59](#)

1. "America Movil Reports Second Quarter Results" https://s22.q4cdn.com/604986553/files/doc_financials/quarterly/2019/Q2/updated/2Q19.pdf (Accessed July 18, 2019).
2. "Telekomunikasi Indonesia Persero Reports Second Quarter Results" <https://konten.telkom.co.id/cs/groups/cem/documents/document/wcc014575.pdf> (Accessed August 1, 2019).
3. "Yandex Reports Second Quarter Results" <https://ir.yandex/news-releases/news-release-details/yandex-announces-second-quarter-2019-financial-results> (Accessed July 29, 2019).
4. "Telefonica Brasil Reports Second Quarter 2019 Results" <http://ri.telefonica.com.br/en/documentos/1913-Results-Spreadsheet-2Q19.xlsm> (Accessed July 25, 2019).
5. "Televisa Reports Second Quarter 2019 Results" <http://www.televisair.com/~media/Files/T/Televisa-IR/PR/GTV%20PR%20EN%202Q19.pdf> (Accessed July 9, 2019).
6. "Yum China Reports Second Quarter 2019 Results" <http://ir.yumchina.com/news-releases/news-release-details/yum-china-reports-second-quarter-2019-results> (Accessed August 1, 2019).
7. "New Oriental Reports Results for the Year Ended May 31, 2019" <http://investor.neworiental.org/index.php/news-releases/news-release-details/new-oriental-announces-results-fourth-fiscal-quarter-and-3> (Accessed July 24, 2019).
8. "Maruti Suzuki India Reports First-Quarter 2019 Results" https://marutistoragenew.blob.core.windows.net/msilintiwebpdf/Unaudited_Results_for_the_quarter_ended_30th_June_2019.pdf (Accessed July 29, 2019).
9. "Astra International Reports Second Quarter Results" <https://www.astra.co.id/Public/Files/Astra%20Account%20June%202019.pdf> (Accessed August 1, 2019).
10. "Lojas Renner Reports Second Quarter Results" http://lojasrenner.mzweb.com.br/download_arquivos.asp?id_arquivo=D24AF2FE-4421-4D59-A1BA-CFE98472BF63 (Accessed August 1, 2019).
11. "Bajaj Auto Reports First-Quarter 2019 Results" https://www.bajajauto.com/-/media/bajaj-auto/Investors/quarter-reports/Q1-Results_bal_2019-20.ashx (Accessed July 29, 2019).
12. "Tata Motors Reports First-Quarter 2019 Results" https://www.tatamotors.com/force-download/?att_id=1TaStiDjEjOO-iX3cVnEqg==&file=dsOQY6WpnTBTN43/2e3Xgg== (Accessed July 31, 2019).
13. "Ambev Reports Second Quarter Results" http://ri.ambev.com.br/download_arquivos.asp?id_arquivo=D51DA363-09E2-4203-A505-AC15B164E0CE (Accessed July 29, 2019).
14. "Hindustan Unilever Reports First-Quarter 2019 Results" https://www.hul.co.in/Images/jq19-results_tcm1255-538650_1_en.pdf (Accessed July 24, 2019).
15. "Walmex Reports Second Quarter Results" https://files.walmex.mx/assets/files/Informacion%20financiera/Trimestral/Eng/2019/2Q19/Walmex_reports_Results_for_2Q19.pdf (Accessed July 19, 2019).
16. "Magnit Reports Second Quarter 2019 Results" <https://www.investigate.co.uk/article.aspx?id=20190725080002EXMUM> (Accessed July 29, 2019).
17. "Grupo Bimbo Reports Second Quarter 2019 Results" https://grupobimbo.com/sites/default/files/Grupo%20Bimbo%20Reports%202Q19%20Results_0.pdf (Accessed July 24, 2019).
18. "Cia Brasileira Reports Second Quarter 2019 Results" http://www.gpari.com.br/download_arquivos.asp?id_arquivo=7272FC38-9177-4295-AD2D-EDADE2C7442C (Accessed July 31, 2019).
19. "Reliance Industries Reports First-Quarter 2019 Results" [https://www.ril.com/getattachment/c6ebbadd-5a2e-4bb6-95ef-e11e7563500d/Q1-\(FY-2019-20\)-Financial-and-Operational-Performa.aspx](https://www.ril.com/getattachment/c6ebbadd-5a2e-4bb6-95ef-e11e7563500d/Q1-(FY-2019-20)-Financial-and-Operational-Performa.aspx) (Accessed July 29, 2019).
20. "Novatek Reports Second Quarter Results" http://www.novatek.ru/en/press/releases/index.php?id_4=3322 (Accessed July 25, 2019).
21. "Polski Koncern Naftowy Reports Second Quarter 2019 Results" https://www.orlen.pl/EN/InvestorRelations/Documents/Sprawozdanie_2q2019_ENG/Wyniki_2Q19_ENG_final.pdf (Accessed July 22, 2019).
22. "PTT Exploration Reports Second Quarter Results" <http://www.pttep.com/en/Investorrelations/Regulatorfilings/Quarterlyfiling/download.aspx?Id=4141> (Accessed July 29, 2019).
23. "Itau Unibanco Reports Second Quarter Results" <https://www.itau.com.br/relacoes-com-investidores/Download.aspx?Arquivo=NjPjSqrOxjBi4uX8i0m/9w==> (Accessed July 30, 2019).
24. "Banco Bradesco Reports Second Quarter Results" https://www.bradesco.com.br/siteBradescoRI/Uploads/ModArquivos/848/848_2_PressRelease_Ing.pdf (Accessed July 29, 2019).
25. "Sberbank Rossii Pao Reports Second Quarter Results" https://www.sberbank.com/common/img/uploaded/files/info/en/table_june_2019_rpbu_en.pdf (Accessed July 5, 2019).
26. "Icici Bank Reports First-Quarter 2019 Results" https://www.icicibank.com/managed-assets/docs/investor/quarterly-financial-results/2019/2019-7-Q1_2020_PR2.pdf (Accessed July 29, 2019).
27. "Axis Bank Reports First-Quarter 2019 Results" <https://www.axisbank.com/docs/default-source/quarterly-results/axis-bank-announces-financial-results-for-the-quarter-ended-30th-june-2019.pdf> (Accessed July 30, 2019).
28. "Kotak Mahindra Bank Reports First-Quarter 2019 Results" https://www.kotak.com/content/dam/Kotak/investor-relation/Financial-Result/QuarterlyReport/FY-2020/q1/Press-Table/Q1FY20_Press_Table.pdf (Accessed July 24, 2019).
29. "Bank Central Asia Reports Second Quarter Results" <https://bit.ly/33cc1Zc> (Accessed July 29, 2019).
30. "Grupo Financiero Banorte Reports Second Quarter Results" <https://investors.banorte.com/~media/Files/B/Banorte-IR/financial-information/quarterly-results/en/2019/q2/2Q19.pdf> (Accessed July 29, 2019).
31. "Bank Rakyat Indonesia Persero Reports Second Quarter Results" https://www.bni.co.id/Portals/1/BNI/Perusahaan/HubunganInvestor/Docs/2019/ENG_Final_Layout_Publikasi_Laporan_Keuangan_BNI_Q2-2019_24-Juli-2019.pdf (Accessed July 30, 2019).

Quick Links (cont'd)

32. "Kasikornbank Reports Second Quarter Results" https://kasikornbank.com/en/IR/FinanInfoReports/financialReports/2Q19_KBank_unaudited-E.pdf (Accessed July 19, 2019).
33. "Bajaj Finance Ltd Reports First-Quarter 2019 Results" <https://www.bajajfinserv.in/bajaj-finance-q1-unaudited-financials.pdf> (Accessed July 29, 2019).
34. "Bangkok Bank Reports Second Quarter Results" <https://bit.ly/2KqGNVD> (Accessed July 19, 2019).
35. "Bank Mandiri Persero Reports Second Quarter Results" <https://www.bankmandiri.co.id/documents/38265486/38265687/2019+June+Koran+English.pdf/fbf708f2-26c9-0c11-0697-1dc4297c3103> (Accessed July 19, 2019).
36. "Indusind Bank Reports First-Quarter 2019 Results" <https://www.indusind.com/content/dam/indusind/FinacialTimeline/2019-20/Quarter1/IndusInd-Bank-Consolidated-Results-Q1-FY20.pdf> (Accessed July 12, 2019).
37. "Siam Commercial Reports Second Quarter Results" <https://www.scb.co.th/content/dam/scb/investor-relations/documents/financial-information/en/2019/financial-result/2q19financialstatement-eng.pdf> (Accessed July 29, 2019).
38. "Bajaj Finserv Reports First-Quarter 2019 Results" https://www.bajajfinserv.in/Bajaj_Finserv_Q1_FY20_Highlights_NBFC_Sch_III.pdf (Accessed July 29, 2019).
39. "Banco De Chile Reports Second Quarter 2019 Results" <https://bit.ly/2Ynlv3K> (Accessed July 29, 2019).
40. "Bank Negara Indonesia Persero Reports Second Quarter 2019 Results" <https://bit.ly/2MBSmvJ> (Accessed July 24, 2019).
41. "Banco Santander Reports Second Quarter 2019 Results" <https://santandercl.gcs-web.com/static-files/fab67cf2-b76e-40d3-8573-48498b96196f> (Accessed July 29, 2019).
42. "Rbl Bank Reports First-Quarter 2019 Results" https://ir.rblbank.com/pdfs/financial-highlights/Investor_Presentation_Q1_FY20.pdf (Accessed July 22, 2019).
43. "Dr Reddy's Laboratories Reports First-Quarter 2019 Results" https://www.drreddys.com/media/904522/ifrs-consolidated_q1-fy20.pdf (Accessed July 29, 2019).
44. "Larsen & Toubro Reports First-Quarter 2019 Results" <http://investors.larsentoubro.com/upload/Quarterly/FY2020QuarterlyStandalone%20and%20Consolidated%20Results%202019-20-Q1.pdf> (Accessed July 29, 2019).
45. "WEG SA Reports Second Quarter 2019 Results" <https://ir.weg.net/enu/2349/20190724EarningsRelease2Q19.pdf> (Accessed July 25, 2019).
46. "Grupo Aeroportuario del Pacifico Reports Second Quarter 2019 Results" https://www.aeropuertosgap.com.mx/files/2Q19_GAP_ENG_VF.pdf (Accessed July 29, 2019).
47. "Promotora y Operadora Reports Second Quarter 2019 Results" <https://www.bmv.com.mx/docs-pub/reporteTrimestral/PRESS%20RELEASE%202Q19.pdf> (Accessed July 31, 2019).
48. "Infosys Limited Reports First-Quarter 2019 Results" <https://www.infosys.com/investors/reports-filings/quarterly-results/2019-2020/q1/Documents/Q1-FY20-Financial-results-AuditorsReport.pdf> (Accessed July 12, 2019).
49. "Tata Consultancy Services Reports First-Quarter 2019 Results" <https://www.tcs.com/content/dam/tcs/investor-relations/financial-statements/2019-20/q1/IND%20AS/Consolidated%20and%20Standalone.pdf> (Accessed July 10, 2019).
50. "Hangzhou Hikvision Digital Reports Second Quarter Results" <https://oversea-download.hikvision.com//uploadfile/Investment%20Relationship/Hikvision%202019%20Half%20Year%20Reprot.pdf> (Accessed July 24, 2019).
51. "Wipro Reports First-Quarter 2019 Results" <https://www.wipro.com/content/dam/nexus/en/investor/quarterly-results/2019-2020/q1fy20/press-release-q1-fy20.pdf> (Accessed July 18, 2019).
52. "Tech Mahindra Reports First-Quarter 2019 Results" <https://www.techmahindra.com/sites/resourceCenter/Financial%20Reports/Q1-FY20-Consol-Results.pdf> (Accessed July 30, 2019).
53. "Siam Cement Reports Second Quarter Results" <http://ir.listedcompany.com/tracker.pl?type=6&id=728653> (Accessed July 29, 2019).
54. "Grupo Mexico Reports Second Quarter Results" http://www.gmexico.com/site/images/documentos/en/PR_GMEX_2Q19.pdf (Accessed July 29, 2019).
55. "CEMEX SA Reports Second Quarter Results" <https://www.cemex.com/documents/20143/47890205/CXING19-2.pdf/0ed79404-e3db-3997-2918-d4bf895f0cea> (Accessed July 29, 2019).
56. "Asian Paints Reports First-Quarter 2019 Results" <https://bit.ly/2T264sW> (Accessed July 25, 2019).
57. "Vedanta Reports First-Quarter 2019 Results" <https://www.vedantalimited.com/InvestorReports/Press%20Release.pdf> (Accessed July 31, 2019).
58. "Anglo American Platinum Reports Second Quarter 2019 Results" https://www.angloamericanplatinum.com/~/_media/Files/A/Anglo-American-Platinum/interim-reports/2019-interim-report-booklet-with-presentation.pdf (Accessed July 24, 2019).
59. "Enel Americas Reports First-Quarter 2019 Results" <https://bit.ly/335itAV> (Accessed August 1, 2019).