

# SN500 Index

## Monthly Report on the S-Network US Equity Large Cap 500

### July 2019

#### Index Fundamentals

<b>TTM Div. Yield</b> <u>S&amp;P 500</u> <u>SN500</u> 1.89        1.82	<b>Forward Div. Yield</b> <u>S&amp;P 500</u> <u>SN500</u> 1.96        1.87	<b>Forecast</b> <u>S&amp;P 500</u> <u>SN500</u> +3.65%      +2.93%
--	--	--

Source: Bloomberg

#### Index Performance

Total Return Price Appreciation	
<b>1 Month</b>	<b>1.56%</b>
<b>YTD</b>	<b>20.54%</b>
<b>1 Year</b>	<b>8.10%</b>
<b>3 Year</b>	<b>47.44%</b>
<b>5 Year</b>	<b>72.33%</b>
<b>Inception</b>	<b>207.06%</b>

Compound Annual Growth Rate	
<b>1 Year</b>	<b>8.10%</b>
<b>3 Year</b>	<b>13.82%</b>
<b>5 Year</b>	<b>11.50%</b>
<b>Since Inception</b>	<b>5.88%</b>

\*Returns under 1 year are not annualized







Source: S-Network as of 07/31/2019

SN500 Sector Performance (06/30/19 – 07/31/19)	
<b>Communication Services</b>	<b>2.31%</b>
<b>Consumer Discretionary</b>	<b>0.74%</b>
<b>Consumer Staples</b>	<b>1.34%</b>
<b>Energy</b>	<b>-1.81%</b>
<b>Financials</b>	<b>3.79%</b>
<b>Health Care</b>	<b>-2.65%</b>
<b>Industrials</b>	<b>1.07%</b>
<b>Information Technology</b>	<b>3.15%</b>
<b>Materials</b>	<b>0.81%</b>
<b>Real Estate</b>	<b>3.23%</b>
<b>Utilities</b>	<b>-2.56%</b>




Leading Movers				
Company Name	Ticker	Opening	Closing	Change
MICRON TECHNOLOGY INC	MU US	33.25	44.89	<b>35.01%</b>
WESTERN DIGITAL CORP	WDC US	40.04	53.89	<b>34.59%</b>
RINGCENTRAL INC	RNG US	114.69	141.98	<b>23.79%</b>
ALLERGAN PLC	AGN US	130.81	160.50	<b>22.70%</b>
TWITTER INC	TWTR US	35.02	42.31	<b>20.82%</b>

Lagging Movers				
Company Name	Ticker	Opening	Closing	Change
ALIGN TECHNOLOGY INC	ALGN US	283.56	209.08	<b>-26.27%</b>
PTC INC	PTC US	88.85	67.78	<b>-23.71%</b>
SS&C TECHNOLOGIES HOLDINGS INC	SSNC US	58.87	47.95	<b>-18.55%</b>
CABOT OIL & GAS CORP	COG US	23.43	19.16	<b>-18.22%</b>
APACHE CORP	APA US	29.64	24.42	<b>-17.61%</b>







## Communication Services:

-  Alphabet Inc's revenue increased +19.2% for the quarter ended June 2019 to \$38.94 billion from \$32.66 billion a year earlier, while net income rose +210.9% to \$9.95 billion from \$3.20 billion. [Quick Link 1](#)
-  Facebook Inc's revenue increased +27.7% for the quarter ended June 2019 to \$16.89 billion from \$13.23 billion a year earlier, while net income fell -48.7% to \$2.62 billion from \$5.11 billion. [Quick Link 2](#)
-  AT&T Inc's revenue increased +15.3% for the quarter ended June 2019 to \$44.96 billion from \$38.99 billion a year earlier, while net income fell -27.7% to \$3.71 billion from \$5.13 billion. [Quick Link 3](#)
-  Comcast Corp's revenue increased +23.6% for the quarter ended June 2019 to \$26.86 billion from \$21.74 billion a year earlier, while net income fell -2.8% to \$3.13 billion from \$3.22 billion. [Quick Link 4](#)
-  Netflix Inc's revenue increased +15.6% for the quarter ended June 2019 to \$4.52 billion from \$3.91 billion a year earlier, while net income fell -29.6% to \$270.7 million from \$384.4 million. [Quick Link 5](#)
-  Charter Communications Inc's revenue increased +4.6% for the quarter ended June 2019 to \$11.35 billion from \$10.85 billion a year earlier, while net income rose +15.0% to \$314.0 million from \$273.0 million. [Quick Link 6](#)






## Consumer Discretionary:






-  Amazon.com Inc's net sales increased +19.9% for the quarter ended June 2019 to \$63.40 billion from \$52.89 billion a year earlier, while net income rose +4.0% to \$2.63 billion from \$2.53 billion. [Quick Link 7](#)
-  McDonald's Corp's revenue decreased -0.2% for the quarter ended June 2019 to \$5.34 billion from \$5.35 billion a year earlier, while net income rose +1.3% to \$1.52 billion from \$1.50 billion. [Quick Link 8](#)
-  Starbucks Corp's revenue increased +8.1% for the quarter ended June 2019 to \$6.82 billion from \$6.31 billion a year earlier, while net earnings rose +61.2% to \$1.37 billion from \$0.85 billion. [Quick Link 9](#)

## Consumer Staples:

-  Procter & Gamble Co's net sales increased +1.3% for the year ended June 2019 to \$67.68 billion from \$66.83 billion a year earlier, while net earnings fell -60.0% to \$3.90 billion from \$9.75 billion. [Quick Link 10](#)
-  The Coca-Cola Co's net sales increased +6.2% for the quarter ended June 2019 to \$10.00 billion from \$9.42 billion a year earlier, while net income rose +12.5% to \$2.61 billion from \$2.32 billion. [Quick Link 11](#)
-  PepsiCo Inc's revenue increased +2.2% for the quarter ended June 2019 to \$16.45 billion from \$16.09 billion a year earlier, while net income rose +12.1% to \$2.04 billion from \$1.82 billion. [Quick Link 12](#)
-  Philip Morris International Inc's revenue decreased -5.3% for the quarter ended June 2019 to \$19.99 billion from \$21.10 billion a year earlier, while net earnings rose +5.5% to \$2.32 billion from \$2.20 billion. [Quick Link 13](#)
-  Altria Group Inc's revenue increased +4.9% for the quarter ended June 2019 to \$6.62 billion from \$6.31 billion a year earlier, while net earnings rose +6.4% to \$2.00 billion from \$1.88 billion. [Quick Link 14](#)
-  Colgate-Palmolive Co's net sales decreased -0.5% for the quarter ended June 2019 to \$3.87 billion from \$3.89 billion a year earlier, while net income fell -8.0% to \$586.0 million from \$637.0 million. [Quick Link 15](#)

## Financials:



-  JPMorgan Chase & Co's revenue increased +4.2% for the quarter ended June 2019 to \$29.57 billion from \$28.39 billion a year earlier, while net income rose +16.0% to \$9.65 billion from \$8.32 billion. [Quick Link 16](#)
-  Bank of America Corp's revenue increased +2.7% for the quarter ended June 2019 to \$23.10 billion from \$22.50 billion a year earlier, while net income rose +7.4% to \$7.30 billion from \$6.80 billion. [Quick Link 17](#)
-  Wells Fargo & Co's net sales increased +6.1% for the quarter ended June 2019 to \$16.99 billion from \$16.02 billion a year earlier, while net income rose +22.1% to \$5.85 billion from \$4.79 billion. [Quick Link 18](#)
-  Citigroup Inc's revenue increased +1.6% for the quarter ended June 2019 to \$18.76 billion from \$18.47 billion a year earlier, while net income rose +6.9% to \$4.80 billion from \$4.49 billion. [Quick Link 19](#)
-  US Bancorp's net sales increased +12.7% for the quarter ended June 2019 to \$4.45 billion from \$3.95 billion a year earlier, while net income rose +4.0% to \$1.82 billion from \$1.75 billion. [Quick Link 20](#)







-  American Express Co's revenue increased +8.4% for the quarter ended June 2019 to \$10.84 billion from \$10.00 billion a year earlier, while net income rose +8.6% to \$1.76 billion from \$1.62 billion. [Quick Link 21](#)
-  Goldman Sachs Group Inc's net sales decreased -1.9% for the quarter ended June 2019 to \$9.46 billion from \$9.64 billion a year earlier, while net earnings fell -6.4% to \$2.20 billion from \$2.35 billion. [Quick Link 22](#)
-  Chubb Corp's net sales increased +4.3% for the quarter ended June 2019 to \$10.36 billion from \$9.93 billion a year earlier, while net income fell -10.9% to \$1.15 billion from \$1.29 billion. [Quick Link 23](#)
-  PNC Financial Services Group Inc's revenue increased +2.8% for the quarter ended June 2019 to \$4.44 billion from \$4.32 billion a year earlier, while net income rose +1.6% to \$1.30 billion from \$1.28 billion. [Quick Link 24](#)
-  Morgan Stanley's revenue decreased -3.5% for the quarter ended June 2019 to \$10.24 billion from \$10.61 billion a year earlier, while net earnings fell -10.6% to \$2.03 billion from \$2.27 billion. [Quick Link 25](#)

## Health Care:









-  Johnson & Johnson's net sales decreased -1.3% for the quarter ended June 2019 to \$20.56 billion from \$20.83 billion a year earlier, while net earnings rose +42.0% to \$5.61 billion from \$3.95 billion. [Quick Link 26](#)
-  Unitedhealth Group Inc's revenue increased +8.0% for the quarter ended June 2019 to \$60.60 billion from \$56.09 billion a year earlier, while net earnings rose +12.7% to \$3.29 billion from \$2.92 billion. [Quick Link 27](#)
-  Pfizer Inc's revenue decreased -1.6% for the quarter ended June 2019 to \$13.26 billion from \$13.47 billion a year earlier, while net income rose +30.5% to \$5.05 billion from \$3.87 billion. [Quick Link 28](#)
-  Merck & Co Inc's revenue increased +12.3% for the quarter ended June 2019 to \$11.76 billion from \$10.47 billion a year earlier, while net income rose +56.1% to \$2.67 billion from \$1.71 billion. [Quick Link 29](#)
-  Abbott Laboratories's net sales increased +2.7% for the quarter ended June 2019 to \$7.98 billion from \$7.77 billion a year earlier, while net earnings rose +38.4% to \$1.01 billion from \$0.73 billion. [Quick Link 30](#)
-  Amgen Inc's revenue decreased -3.1% for the quarter ended June 2019 to \$5.87 billion from \$6.06 billion a year earlier, while net income fell -5.2% to \$2.18 billion from \$2.30 billion. [Quick Link 31](#)
-  Thermo Fisher Scientific Inc's revenue increased +3.9% for the quarter ended June 2019 to \$6.32 billion from \$6.08 billion a year earlier, while net income rose +49.3% to \$1.12 billion from \$0.75 billion. [Quick Link 32](#)
-  AbbVie Inc's revenue decreased -0.2% for the quarter ended June 2019 to \$8.26 billion from \$8.28 billion a year earlier, while net earnings fell -62.6% to \$0.74 billion from \$1.98 billion. [Quick Link 33](#)
-  Eli Lilly & Co reported a net income of \$1.33 billion for the quarter ended June 2019 compared to a net loss of \$0.26 billion a year earlier, while revenue increased +0.9% to \$5.64 billion from \$5.59 billion. [Quick Link 34](#)
-  Danaher Corp's net sales increased +3.6% for the quarter ended June 2019 to \$5.16 billion from \$4.98 billion a year earlier, while net earnings rose +5.2% to \$708.6 million from \$673.8 million. [Quick Link 35](#)
-  Anthem Inc's revenue increased +11.0% for the quarter ended June 2019 to \$25.47 billion from \$22.94 billion a year earlier, while net income rose +8.6% to \$1.14 billion from \$1.05 billion. [Quick Link 36](#)
-  Bristol-Myers Squibb Co's revenue increased +10.0% for the quarter ended June 2019 to \$6.27 billion from \$5.70 billion a year earlier, while net earnings rose +286.5% to \$1.43 billion from \$0.37 billion. [Quick Link 37](#)
-  Stryker Corp's net sales increased +9.9% for the quarter ended June 2019 to \$3.65 billion from \$3.32 billion a year earlier, while net earnings rose +6.2% to \$480.0 million from \$452.0 million. [Quick Link 38](#)
-  Intuitive Surgical Inc's revenue increased +20.9% for the quarter ended June 2019 to \$1.10 billion from \$0.91 billion a year earlier, while net income rose +24.7% to \$318.3 million from \$255.3 million. [Quick Link 39](#)
-  Boston Scientific Corp's net sales increased +5.6% for the quarter ended June 2019 to \$2.63 billion from \$2.49 billion a year earlier, while net income fell -72.3% to \$154.0 million from \$555.0 million. [Quick Link 40](#)

## Industrials:


-  Boeing Co reported a net loss of \$2.94 billion for the quarter ended June 2019 compared to net earnings of \$2.20 billion a year earlier, while revenue decreased -35.1% to \$15.75 billion from \$24.26 billion. [Quick Link 41](#)
-  Union Pacific Corp's revenue decreased -1.2% for the quarter ended June 2019 to \$5.60 billion from \$5.67 billion a year earlier, while net income rose +4.0% to \$1.57 billion from \$1.51 billion. [Quick Link 42](#)

-  Honeywell International Inc's net sales decreased -15.4% for the quarter ended June 2019 to \$9.24 billion from \$10.92 billion a year earlier, while net income rose +21.3% to \$1.54 billion from \$1.27 billion. [Quick Link 43](#)
-  United Technologies Corp's net sales increased +17.5% for the quarter ended June 2019 to \$19.63 billion from \$16.71 billion a year earlier, while net income fell -7.3% to \$1.90 billion from \$2.05 billion. [Quick Link 44](#)
-  3M Co's net sales decreased -2.6% for the quarter ended June 2019 to \$8.17 billion from \$8.39 billion a year earlier, while net income fell -39.2% to \$1.13 billion from \$1.86 billion. [Quick Link 45](#)
-  Lockheed Martin Corp's net sales increased +7.7% for the quarter ended June 2019 to \$14.43 billion from \$13.40 billion a year earlier, while net earnings rose +22.4% to \$1.42 billion from \$1.16 billion. [Quick Link 46](#)
-  United Parcel Service Inc's revenue increased +3.4% for the quarter ended June 2019 to \$18.05 billion from \$17.46 billion a year earlier, while net income rose +13.4% to \$1.69 billion from \$1.49 billion. [Quick Link 47](#)
-  Caterpillar Inc's revenue increased +4.7% for the quarter ended June 2019 to \$757.0 million from \$723.0 million a year earlier, while net earnings rose +11.3% to \$79.0 million from \$71.0 million. [Quick Link 48](#)

## Information Technology:

-  Microsoft Corp's revenues increased +14.0% for the year ended June 2019 to \$125.84 billion from \$110.36 billion a year earlier, while net income rose +136.8% to \$39.24 billion from \$16.57 billion. [Quick Link 49](#)
-  Apple Inc's net sales increased +1.0% for the quarter ended June 2019 to \$53.81 billion from \$53.27 billion a year earlier, while net income fell -12.8% to \$10.04 billion from \$11.52 billion. [Quick Link 50](#)
-  Visa's revenue increased +11.5% for the quarter ended June 2019 to \$5.84 billion from \$5.24 billion a year earlier, while net income rose +33.0% to \$3.10 billion from \$2.33 billion. [Quick Link 51](#)
-  MasterCard Inc's revenue increased +12.0% for the quarter ended June 2019 to \$4.11 billion from \$3.67 billion a year earlier, while net income rose +30.6% to \$2.05 billion from \$1.57 billion. [Quick Link 52](#)
-  Intel Corp's revenue decreased -2.7% for the quarter ended June 2019 to \$16.51 billion from \$16.96 billion a year earlier, while net income fell -16.6% to \$4.18 billion from \$5.01 billion. [Quick Link 53](#)
-  International Business Machines Corp's revenue decreased -4.2% for the quarter ended June 2019 to \$19.16 billion from \$20.00 billion a year earlier, while net income rose +4.2% to \$2.50 billion from \$2.40 billion. [Quick Link 54](#)
-  PayPal Holdings Inc's revenue increased +11.7% for the quarter ended June 2019 to \$4.31 billion from \$3.86 billion a year earlier, while net income rose +56.5% to \$823.0 million from \$526.0 million. [Quick Link 55](#)
-  Texas Instruments Inc's revenue decreased -8.7% for the quarter ended June 2019 to \$3.67 billion from \$4.02 billion a year earlier, while net income fell -7.1% to \$1.31 billion from \$1.41 billion. [Quick Link 56](#)

## Utilities:

-  NextEra Energy Inc's revenue increased +22.4% for the quarter ended June 2019 to \$4.97 billion from \$4.06 billion a year earlier, while net income rose +14.1% to \$1.13 billion from \$0.99 billion. [Quick Link 57](#)

1. "Alphabet Reports Second Quarter 2019 Results" [https://abc.xyz/investor/static/pdf/2019Q2\\_alphabet\\_earnings\\_release.pdf?cache=3d0a3db](https://abc.xyz/investor/static/pdf/2019Q2_alphabet_earnings_release.pdf?cache=3d0a3db) (Accessed July 29, 2019).
2. "Facebook Reports Second Quarter 2019 Results" <https://investor.fb.com/investor-news/press-release-details/2019/Facebook-Reports-Second-Quarter-2019-Results/default.aspx> (Accessed July 26, 2019).
3. "AT&T Inc Reports Second-Quarter 2019 Results" [https://investors.att.com/~/\\_media/Files/A/ATT-IR/financial-reports/quarterly-earnings/2019/2q-2019/2Q19\\_Trending\\_Schedules.pdf](https://investors.att.com/~/_media/Files/A/ATT-IR/financial-reports/quarterly-earnings/2019/2q-2019/2Q19_Trending_Schedules.pdf) (Accessed July 25, 2019).
4. "Comcast Reports Second-Quarter 2019 Results" <https://www.cmcsa.com/static-files/0dfb4c67-e0d5-4e04-97fc-809a523da09c> (Accessed July 26, 2019).
5. "Netflix Reports Second-Quarter 2019 Results" [https://s22.q4cdn.com/959853165/files/doc\\_financials/quarterly\\_reports/2019/q2/Q2-19-Website-Financials-\(Updated\).xlsx](https://s22.q4cdn.com/959853165/files/doc_financials/quarterly_reports/2019/q2/Q2-19-Website-Financials-(Updated).xlsx) (Accessed July 19, 2019).
6. "Charter Reports Second Quarter 2019 Results" <https://ir.charter.com/static-files/e0f7c07a-b669-4978-a22c-3ee1e42b958b> (Accessed July 29, 2019).
7. "Amazon.com Reports Second-Quarter 2019 Results" <https://ir.aboutamazon.com/static-files/0776339c-f077-4a0f-8a5d-cd2af58cf24f> (Accessed July 26, 2019).
8. "McDonald's Reports Second Quarter 2019 Results" <https://mcdonaldscorporation.gcs-web.com/news-releases/news-release-details/mcdonalds-reports-second-quarter-2019-results> (Accessed July 29, 2019).
9. "Starbucks Reports Q3 Fiscal 2019 Results" <https://investor.starbucks.com/press-releases/financial-releases/press-release-details/2019/Starbucks-Reports-Q3-Fiscal-2019-Results/default.aspx> (Accessed July 26, 2019).
10. "P&G Reports Fiscal Year 2019 Results" <http://www.pginvestor.com/file/Index?KeyFile=398954304> (Accessed July 31, 2019).
11. "Coca-Cola Group Reports Second-Quarter 2019 Results" <http://d18rn0p25nwr6d.cloudfront.net/CIK-0000021344/96e2a947-35bf-41d8-80fb-ef87a466e0c8.pdf> (Accessed July 24, 2019).
12. "PepsiCo Reports Second-Quarter 2019 Results" [https://www.pepsico.com/docs/album/investors/q2-2019/q2-2019-earnings-release\\_q961gnlxebnojsov.pdf](https://www.pepsico.com/docs/album/investors/q2-2019/q2-2019-earnings-release_q961gnlxebnojsov.pdf) (Accessed July 10, 2019).
13. "Philip Morris International Reports Second-Quarter 2019 Results" <https://philipmorrisinternational.gcs-web.com/static-files/bd66cf01-f973-423c-a35d-8f7599f42928> (Accessed July 19, 2019).
14. "Altria Reports 2019 Second-Quarter Results" <http://investor.altria.com/file/Index?KeyFile=398954477> (Accessed July 31, 2019).
15. "Colgate Reports 2nd Quarter 2019 Results" <https://investor.colgatepalmolive.com/news-releases/news-release-details/colgate-announces-2nd-quarter-2019-results> (Accessed July 29, 2019).
16. "JPMorgan Reports Second-Quarter 2019 Results" <https://www.jpmorganchase.com/corporate/investor-relations/document/11eb716c-277c-948a-8673-d0e96b5c6789.pdf> (Accessed July 18, 2019).
17. "Bank of America Reports Second-Quarter 2019 Results" <http://phx.corporate-ir.net/External.File?item=UGFyZW50SUQ9NDIwNDg5fENoaWxkSUQ9LTF8VHlwZT0z&t=1&cb=636988790732960096> (Accessed July 18, 2019).
18. "Wells Fargo & Co Reports Second-Quarter 2019 Results" <https://www08.wellsfargomedia.com/assets/pdf/about/investor-relations/earnings/second-quarter-2019-earnings.pdf> (Accessed July 18, 2019).
19. "Citigroup Reports Second-Quarter 2019 Results" <https://www.citigroup.com/citi/investor/data/qer219.pdf?ieNocache=271> (Accessed July 15, 2019).
20. "US Bancorp Reports Second-Quarter 2019 Results" <https://ir.usbank.com/static-files/52149cae-274e-464f-8cd4-9c1b020b0723> (Accessed July 18, 2019).
21. "American Express Reports Second-Quarter 2019 Results" <https://ir.americanexpress.com/Cache/1001254397.PDF?O=PDF&T=&Y=&D=&FID=1001254397&iid=102700> (Accessed July 22, 2019).
22. "Goldman Sachs Reports Second-Quarter 2019 Results" <https://www.goldmansachs.com/media-relations/press-releases/current/pdfs/2019-q2-results.pdf> (Accessed July 18, 2019).
23. "Chubb Reports Second-Quarter 2019 Results" [http://s1.q4cdn.com/677769242/files/doc\\_financials/2019/q2/2nd-Quarter-2019-Earnings-Press-Release.pdf](http://s1.q4cdn.com/677769242/files/doc_financials/2019/q2/2nd-Quarter-2019-Earnings-Press-Release.pdf) (Accessed July 25, 2019).
24. "PNC Reports Second-Quarter 2019 Results" <http://phx.corporate-ir.net/phoenix.zhtml?c=107246&p=irol-newsArticle&ID=2403917> (Accessed July 18, 2019).
25. "Morgan Stanley Reports Second Quarter 2019 Results" <https://www.morganstanley.com/about-us-ir/shareholder/2q2019.pdf> (Accessed July 19, 2019).
26. "Johnson & Johnson Reports Second-Quarter 2019 Results" <https://johnsonandjohnson.gcs-web.com/static-files/95ebb82c-8664-41a2-bfc1-c3d13a17eae> (Accessed July 18, 2019).
27. "Unitedhealth Group Reports Second-Quarter 2019 Results" <https://www.unitedhealthgroup.com/content/dam/UHG/PDF/investors/2019/UNH-Q2-2019-Release.pdf> (Accessed July 19, 2019).
28. "Pfizer Reports Second-Quarter 2019 Results" [https://s21.q4cdn.com/317678438/files/doc\\_financials/Quarterly/2019/q2/Q2-2019-PFE-Earnings-Release.pdf](https://s21.q4cdn.com/317678438/files/doc_financials/Quarterly/2019/q2/Q2-2019-PFE-Earnings-Release.pdf) (Accessed July 31, 2019).
29. "Merck Reports Second-Quarter 2019 Financial Results" [https://s21.q4cdn.com/488056881/files/doc\\_financials/2019/Q2/Merck-News-Release-07-30-19-Merck-Announces-Second-Quarter-2019-Financial-Results.pdf](https://s21.q4cdn.com/488056881/files/doc_financials/2019/Q2/Merck-News-Release-07-30-19-Merck-Announces-Second-Quarter-2019-Financial-Results.pdf) (Accessed July 31, 2019).
30. "Abbott Reports Second-Quarter 2019 Results" <https://www.abbottinvestor.com/static-files/12f8c8d7-de07-4b51-98c3-1290c91dab25> (Accessed July 18, 2019).
31. "Amgen Reports Second Quarter 2019 Financial Results" <http://investors.amgen.com/news-releases/news-release-details/amgen-reports-second-quarter-2019-financial-results> (Accessed July 31, 2019).
32. "Thermo Fisher Scientific Reports Second Quarter 2019 Results" <https://bit.ly/2Yjv5B6> (Accessed July 25, 2019).

## Quick Links (cont'd)

33. "AbbVie Reports Second-Quarter 2019 Financial Results" <https://investors.abbvie.com/news-releases/news-release-details/abbvie-reports-second-quarter-2019-financial-results> (Accessed July 29, 2019).
34. "Lilly Reports Second-Quarter 2019 Financial Results" <https://investor.lilly.com/static-files/008159f9-e641-4a29-9cda-0005fde10c0a> (Accessed July 31, 2019).
35. "Danaher Reports Second-Quarter 2019 Results" <http://investors.danaher.com/2019-07-18-Danaher-Reports-Second-Quarter-2019-Results> (Accessed July 19, 2019).
36. "Anthem Reports Second Quarter 2019 Results" <https://bit.ly/2GoaYez> (Accessed July 25, 2019).
37. "Bristol-Myers Squibb Reports Second Quarter Financial Results" <https://bit.ly/2OzkfHr> (Accessed July 26, 2019).
38. "Stryker reports second quarter 2019 operating results" <https://investors.stryker.com/press-releases/news-details/2019/Stryker-reports-second-quarter-2019-operating-results/default.aspx> (Accessed July 26, 2019).
39. "Intuitive Surgical Reports Second-Quarter 2019 Results" <https://investor.intuitivesurgical.com/news-releases/news-release-details/intuitive-announces-second-quarter-earnings> (Accessed July 19, 2019).
40. "Boston Scientific Reports Second-Quarter 2019 Results" <http://investors.bostonscientific.com/~//media/Files/B/Boston-Scientific-IR/BSX%20Q2%20Earnings%20724219.pdf> (Accessed July 25, 2019).
41. "Boeing Reports Second-Quarter Results" <https://investors.boeing.com/investors/investor-news/press-release-details/2019/Boeing-Reports-Second-Quarter-Results/default.aspx> (Accessed July 25, 2019).
42. "Union Pacific Reports Second-Quarter 2019 Results" [https://www.up.com/cs/groups/public/@uprr/@investor/documents/investordocuments/pdf\\_up\\_2q19\\_er\\_news\\_release.pdf](https://www.up.com/cs/groups/public/@uprr/@investor/documents/investordocuments/pdf_up_2q19_er_news_release.pdf) (Accessed July 19, 2019).
43. "Honeywell International Inc Reports Second-Quarter 2019 Results" <http://investor.honeywell.com/file/Index?KeyFile=398787166> (Accessed July 19, 2019).
44. "United Technologies Reports Second Quarter 2019 Results" <https://www.utc.com/en/news/news-center/2019/07/23/united-technologies-reports-second-quarter-2019-results-raises-2019-organic-sale> (Accessed July 24, 2019).
45. "3M Reports Second-Quarter 2019 Results" [https://s2.q4cdn.com/974527301/files/doc\\_news/2019/07/Q2-2019-Earnings-Press-Release.pdf](https://s2.q4cdn.com/974527301/files/doc_news/2019/07/Q2-2019-Earnings-Press-Release.pdf) (Accessed July 26, 2019).
46. "Lockheed Martin Reports Second Quarter 2019 Results" <https://news.lockheedmartin.com/2019-07-23-Lockheed-Martin-Reports-Second-Quarter-2019-Results> (Accessed July 24, 2019).
47. "United Parcel Service Reports Second Quarter 2019 Results" <http://www.investors.ups.com/static-files/95471799-ea8e-4dcb-99c7-28a812d15ae3> (Accessed July 25, 2019).
48. "Caterpillar Reports Second-Quarter 2019 Results" <https://www.caterpillar.com/content/dam/caterpillarDotCom/releases/2Q19%20Cat%20Financial%20Results.pdf> (Accessed July 25, 2019).
49. "Microsoft Cloud Powers Reports Fourth Quarter Results" <https://www.microsoft.com/en-us/Investor/earnings/FY-2019-Q4/press-release-webcast> (Accessed July 22, 2019).
50. "Apple Reports Third Quarter Results" <https://www.apple.com/newsroom/pdfs/Q3%20FY19%20Consolidated%20Financial%20Statements.pdf> (Accessed July 31, 2019).
51. "Visa Inc. Reports Fiscal Third Quarter 2019 Results" [https://s1.q4cdn.com/050606653/files/doc\\_financials/2019/Q3/Visa-Inc.-Q3-2019-Financial-Results.pdf](https://s1.q4cdn.com/050606653/files/doc_financials/2019/Q3/Visa-Inc.-Q3-2019-Financial-Results.pdf) (Accessed July 24, 2019).
52. "MasterCard Reports Second-Quarter 2019 Results" [https://s2.q4cdn.com/242125233/files/doc\\_financials/2019/q2/2Q19-Earnings-Release.pdf](https://s2.q4cdn.com/242125233/files/doc_financials/2019/q2/2Q19-Earnings-Release.pdf) (Accessed July 31, 2019).
53. "Intel Reports Second-Quarter 2019 Financial Results" [https://s21.q4cdn.com/600692695/files/doc\\_financials/2019/Q2/Q2-2019\\_EarningsRelease.pdf](https://s21.q4cdn.com/600692695/files/doc_financials/2019/Q2/Q2-2019_EarningsRelease.pdf) (Accessed July 29, 2019).
54. "IBM Reports Second-Quarter 2019 Results" <https://www.ibm.com/investor/att/pdf/IBM-2Q19-Earnings-Press-Release.pdf> (Accessed July 18, 2019).
55. "PayPal Reports Second Quarter 2019 Results" <https://investor.paypal-corp.com/news-releases/news-release-details/paypal-reports-second-quarter-2019-results> (Accessed July 25, 2019).
56. "TI reports second quarter 2019 financial results" <https://investor.ti.com/news-releases/news-release-details/ti-reports-second-quarter-2019-financial-results-and-shareholder> (Accessed July 24, 2019).
57. "NextEra Energy reports second quarter 2019 financial results" <https://bit.ly/2T0oD0v> (Accessed July 25, 2019).