

SN2000 Report

Monthly Report on the US Equity Small Cap 2000

July 2019

Index Fundamentals

TTM Div. Yield <u>RTY 2000</u> <u>SN2000</u> 1.56 1.21		Forward Div. Yield <u>RTY 2000</u> <u>SN2000</u> 1.80 1.65		Forecast <u>RTY 2000</u> <u>SN2000</u> +15.21% +36.19%	
--	---	--	--	---	---

Source: Bloomberg

Index Performance


Total Return Price Appreciation		Compound Annual Growth Rate	
1 Month	-0.21%	1 Year	-7.65%
YTD	15.54%	3 Year	10.64%
1 Year	-7.65%	5 Year	8.14%
3 Year	35.45%	Since Inception	8.08%
5 Year	47.90%		
Inception	359.73%		

*Returns under 1 year are not annualized


Source: S-Network as of 07/31/2019


SN2000 Sector Performance (06/30/19 – 07/31/19)		Leading Movers				
Communication Services	0.42%	Company Name	Ticker	Opening	Closing	Change
Consumer Discretionary	1.93%	PEAK RESORTS INC	SKIS US	3.96	10.87	174.49%
Consumer Staples	2.52%	OVERSTOCKCOM INC	OSTK US	11.57	22.52	94.64%
Energy	-6.01%	SCPHARMACEUTICALS INC	SCPH US	3.01	5.80	92.69%
Financials	3.66%	WORKHORSE GROUP INC.	WKHS US	2.73	5.19	90.11%
Health Care	0.41%	SMITH MICRO SOFTWARE INC	SMSI US	3.30	5.99	81.52%
Industrials	3.76%					
Information Technology	4.10%	Lagging Movers				
Materials	1.48%	Company Name	Ticker	Opening	Closing	Change
Real Estate	1.65%	ACER THERAPEUTICS INC	ACER US	18.34	2.99	-83.70%
Utilities	2.69%	LSC COMMUNICATIONS INC	LKSD US	4.73	1.00	-78.86%
		LEXICON PHARMACEUTICALS INC	LXRX US	5.94	1.35	-77.27%
		MARINUS PHARMACEUTICALS INC	MRNS US	4.00	1.10	-72.50%
		ACLARIS THERAPEUTICS INC	ACRS US	4.54	1.28	-71.81%


Communication Services:


 Iridium Communications Inc reported a net loss of \$20.2 million for the quarter ended June 2019 compared to a net loss of \$6.5 million a year earlier, while revenue increased +6.1% to \$143.1 million from \$134.9 million. [Quick Link 1](#)


Consumer Discretionary:


 Fox Factory Holding Corp's net sales increased +22.5% for the quarter ended June 2019 to \$192.1 million from \$156.8 million a year earlier, while net income rose +24.8% to \$22.9 million from \$18.4 million. [Quick Link 2](#)


 Dana Holding Corp reported a net loss of \$68.0 million for the quarter ended June 2019 compared to a net income of \$124.0 million a year earlier, while net sales increased +12.7% to \$2.31 billion from \$2.05 billion. [Quick Link 3](#)


 Monro Muffler Brake Inc's net sales increased +7.2% for the quarter ended June 2019 to \$317.1 million from \$295.8 million a year earlier, while net income rose +9.5% to \$22.6 million from \$20.6 million. [Quick Link 4](#)

 Lithia Motors Inc's revenue increased +3.9% for the quarter ended June 2019 to \$3.22 billion from \$3.10 billion a year earlier, while net income rose +2.0% to \$61.9 million from \$60.7 million. [Quick Link 5](#)


 Steven Madden Ltd's net sales increased +12.4% for the quarter ended June 2019 to \$445.0 million from \$395.8 million a year earlier, while net income rose +12.8% to \$36.6 million from \$32.4 million. [Quick Link 6](#)


 iRobot Corp's revenue increased +15.0% for the quarter ended June 2019 to \$260.2 million from \$226.3 million a year earlier, while net income fell -31.1% to \$7.2 million from \$10.5 million. [Quick Link 7](#)

 Dorman Products Inc's net sales increased +6.7% for the quarter ended June 2019 to \$254.2 million from \$238.2 million a year earlier, while net income fell -37.4% to \$21.5 million from \$34.3 million. [Quick Link 8](#)


 Taylor Morrison Home Corp's revenue increased +29.6% for the quarter ended June 2019 to \$1.27 billion from \$0.98 billion a year earlier, while net income rose +39.5% to \$81.9 million from \$58.7 million. [Quick Link 9](#)


Consumer Staples:

 J&J Snack Foods Corp's net sales increased +6.7% for the quarter ended June 2019 to \$326.7 million from \$306.2 million a year earlier, while net earnings rose +18.1% to \$30.9 million from \$26.1 million. [Quick Link 10](#)


 WD-40 Co's net sales increased +6.5% for the quarter ended May 2019 to \$114.0 million from \$107.0 million a year earlier, while net income rose +12.5% to \$18.1 million from \$16.1 million. [Quick Link 11](#)


Energy:

 Apergy Corp's revenue increased +0.1% for the quarter ended June 2019 to \$306.1 million from \$305.9 million a year earlier, while net income rose +7.4% to \$23.8 million from \$22.2 million. [Quick Link 12](#)


 World Fuel Services Corp's revenue decreased -6.8% for the quarter ended June 2019 to \$9.46 billion from \$10.15 billion a year earlier, while net income rose +28.9% to \$37.0 million from \$28.7 million. [Quick Link 13](#)


 Patterson-UTI Energy Inc reported a net loss of \$49.5 million for the quarter ended June 2019 compared to a net loss of \$10.7 million a year earlier, while revenue decreased -20.9% to \$675.8 million from \$854.4 million. [Quick Link 14](#)


 Core Laboratories's revenue decreased -3.7% for the quarter ended June 2019 to \$169.0 million from \$175.5 million a year earlier, while net income rose +10.7% to \$27.4 million from \$24.8 million. [Quick Link 15](#)

 Oceaneering International Inc reported a net loss of \$35.2 million for the quarter ended June 2019 compared to a net loss of \$33.1 million a year earlier, while revenue increased +3.6% to \$495.8 million from \$478.7 million. [Quick Link 16](#)

Financials:


 Legg Mason Inc's revenues increased +24.5% for the quarter ended April 2018 to \$87.1 million from \$69.9 million a year earlier, while net income rose +85.2% to \$41.8 million from \$22.6 million. [Quick Link 17](#)

 CenterState Banks Inc's net sales increased +67.5% for the quarter ended June 2019 to \$185.3 million from \$110.6 million a year earlier, while net income rose +69.6% to \$54.5 million from \$32.1 million. [Quick Link 18](#)






 Washington Federal Inc's net sales increased +10.8% for the quarter ended June 2019 to \$171.8 million from \$155.1 million a year earlier, while net income rose +4.8% to \$53.9 million from \$51.4 million. [Quick Link 19](#)











-  Atlantic Union Bankshares Corp's net sales increased +36.8% for the quarter ended June 2019 to \$181.1 million from \$132.4 million a year earlier, while net income rose +3.1% to \$48.8 million from \$47.3 million. [Quick Link 20](#)
-  BancorpSouth Inc's net sales increased +19.9% for the quarter ended June 2019 to \$191.1 million from \$159.3 million a year earlier, while net income fell -1.8% to \$53.1 million from \$54.1 million. [Quick Link 21](#)
-  Columbia Banking System Inc's net sales increased +12.3% for the quarter ended June 2019 to \$135.4 million from \$120.6 million a year earlier, while net income rose +23.9% to \$51.7 million from \$41.8 million. [Quick Link 22](#)
-  CVB Financial Corp's net sales increased +56.1% for the quarter ended June 2019 to \$116.8 million from \$74.8 million a year earlier, while net earnings rose +54.0% to \$54.5 million from \$35.4 million. [Quick Link 23](#)
-  Independent Bank Corp's net sales increased +72.7% for the quarter ended June 2019 to \$167.7 million from \$97.1 million a year earlier, while net income rose +67.8% to \$49.7 million from \$29.6 million. [Quick Link 24](#)
-  South State Corp's net sales increased +5.8% for the quarter ended June 2019 to \$150.0 million from \$141.7 million a year earlier, while net income rose +2.5% to \$41.5 million from \$40.5 million. [Quick Link 25](#)
-  Cadence Bancorporation's net sales increased +75.2% for the quarter ended June 2019 to \$217.1 million from \$124.0 million a year earlier, while net income rose +0.8% to \$48.4 million from \$48.0 million. [Quick Link 26](#)
-  Old National Bancorp's net sales increased +23.0% for the quarter ended June 2019 to \$189.1 million from \$153.7 million a year earlier, while net income rose +43.1% to \$63.0 million from \$44.0 million. [Quick Link 27](#)
-  First BanCorp/Puerto Rico's net sales increased +8.9% for the quarter ended June 2019 to \$169.5 million from \$155.6 million a year earlier, while net income rose +33.1% to \$41.3 million from \$31.0 million. [Quick Link 28](#)
-  First Financial Bancorp's net sales increased +4.8% for the quarter ended June 2019 to \$154.5 million from \$147.4 million a year earlier, while net income rose +44.7% to \$52.7 million from \$36.4 million. [Quick Link 29](#)
-  United Community Banks Inc's net sales increased +13.9% for the quarter ended June 2019 to \$139.2 million from \$122.2 million a year earlier, while net income rose +11.3% to \$44.1 million from \$39.6 million. [Quick Link 30](#)
-  Simmons First National Corp's net sales increased +18.0% for the quarter ended June 2019 to \$196.2 million from \$166.3 million a year earlier, while net income rose +3.8% to \$55.6 million from \$53.6 million. [Quick Link 31](#)
-  WSFS Financial Corp's net sales increased +98.1% for the quarter ended June 2019 to \$142.9 million from \$72.2 million a year earlier, while net income rose +26.0% to \$36.2 million from \$28.7 million. [Quick Link 32](#)
-  First Midwest Bancorp Inc's net sales increased +25.0% for the quarter ended June 2019 to \$177.7 million from \$142.1 million a year earlier, while net income rose +58.8% to \$47.0 million from \$29.6 million. [Quick Link 33](#)
-  Trustmark Corp's net sales increased +8.0% for the quarter ended June 2019 to \$133.4 million from \$123.5 million a year earlier, while net income rose +5.9% to \$42.1 million from \$39.8 million. [Quick Link 34](#)
-  WesBanco Inc's net sales increased +20.9% for the quarter ended June 2019 to \$119.5 million from \$98.9 million a year earlier, while net income rose +35.1% to \$44.8 million from \$33.2 million. [Quick Link 35](#)
-  Great Western Bancorp Inc's net sales increased +10.7% for the quarter ended June 2019 to \$139.6 million from \$126.2 million a year earlier, while net income fell -41.6% to \$26.8 million from \$45.9 million. [Quick Link 36](#)

Health Care:







-  NeoGenomics Inc's revenue increased +50.1% for the quarter ended June 2019 to \$101.7 million from \$67.8 million a year earlier, while net income fell -66.4% to \$2.0 million from \$5.9 million. [Quick Link 37](#)

Industrials:



-  Rexnord Corp reported a net income of \$40.7 million for the quarter ended June 2019 compared to a net loss of \$6.5 million a year earlier, while net sales increased +0.9% to \$508.3 million from \$503.6 million. [Quick Link 38](#)
-  SkyWest Inc's revenue decreased -7.6% for the quarter ended June 2019 to \$744.4 million from \$805.5 million a year earlier, while net income rose +16.1% to \$88.1 million from \$75.9 million. [Quick Link 39](#)
-  Moog Inc's net sales increased +7.1% for the quarter ended June 2019 to \$741.0 million from \$692.0 million a year earlier, while net earnings rose +16.7% to \$47.5 million from \$40.7 million. [Quick Link 40](#)
-  Exponent Inc's revenue increased +11.4% for the quarter ended June 2019 to \$106.5 million from \$95.6 million a year earlier, while net income rose +13.9% to \$21.0 million from \$18.4 million. [Quick Link 41](#)
-  GATX Corp's revenue increased +2.8% for the quarter ended June 2019 to \$359.4 million from \$349.5 million a year earlier, while net income rose +75.3% to \$68.0 million from \$38.8 million. [Quick Link 42](#)

-  Siteone Landscape Supply Inc's net sales increased +9.4% for the quarter ended June 2019 to \$752.4 million from \$687.8 million a year earlier, while net income rose +2.5% to \$64.7 million from \$63.1 million. [Quick Link 43](#)
-  Chart Industries Inc's net sales increased +11.4% for the quarter ended June 2019 to \$309.6 million from \$277.9 million a year earlier, while net income rose +17.1% to \$14.4 million from \$12.3 million. [Quick Link 44](#)
-  Simpson Manufacturing Co Inc's net sales decreased -1.0% for the quarter ended June 2019 to \$304.9 million from \$308.0 million a year earlier, while net income fell -10.2% to \$39.6 million from \$44.1 million. [Quick Link 45](#)
-  Hillenbrand Inc's revenue increased +0.1% for the quarter ended June 2019 to \$446.6 million from \$446.0 million a year earlier, while net income fell -15.3% to \$30.4 million from \$35.9 million. [Quick Link 46](#)
-  Albany International Corp's net sales increased +7.3% for the quarter ended June 2019 to \$274.0 million from \$255.4 million a year earlier, while net income rose +13.9% to \$34.1 million from \$29.9 million. [Quick Link 47](#)
-  Universal Forest Products Inc's net sales decreased -3.9% for the quarter ended June 2019 to \$1.24 billion from \$1.29 billion a year earlier, while net income rose +23.8% to \$54.5 million from \$44.0 million. [Quick Link 48](#)
-  Altra Industrial Motion Corp's net sales increased +96.6% for the quarter ended June 2019 to \$466.5 million from \$237.3 million a year earlier, while net income rose +52.6% to \$29.0 million from \$19.0 million. [Quick Link 49](#)
-  Advanced Disposal Services I reported a net loss of \$1.0 million for the quarter ended June 2019 compared to a net income of \$9.7 million a year earlier, while net sales increased +5.3% to \$419.1 million from \$398.1 million. [Quick Link 50](#)
-  Healthcare Services Group Inc's revenue decreased -7.9% for the quarter ended June 2019 to \$462.1 million from \$501.6 million a year earlier, while net income fell -29.5% to \$18.2 million from \$25.8 million. [Quick Link 51](#)
-  Covanta Holding Corp reported a net loss of \$21.0 million for the quarter ended June 2019 compared to a net loss of \$31.0 million a year earlier, while revenue increased +2.9% to \$467.0 million from \$454.0 million. [Quick Link 52](#)


Information Technology:

-  Belden Inc's revenue decreased -4.7% for the quarter ended June 2019 to \$637.5 million from \$668.6 million a year earlier, while net income rose +66.2% to \$33.5 million from \$20.1 million. [Quick Link 53](#)
-  Power Integrations Inc's revenue decreased -6.0% for the quarter ended June 2019 to \$102.9 million from \$109.5 million a year earlier, while net income fell -29.5% to \$10.9 million from \$15.4 million. [Quick Link 54](#)
-  8x8 Inc reported a net loss of \$34.3 million for the quarter ended June 2019 compared to a net loss of \$15.4 million a year earlier, while revenue increased +16.2% to \$96.7 million from \$83.2 million. [Quick Link 55](#)
-  PROS Holdings Inc reported a net loss of \$17.5 million for the quarter ended June 2019 compared to a net loss of \$16.8 million a year earlier, while revenue increased +34.7% to \$63.9 million from \$47.4 million. [Quick Link 56](#)
-  Vishay Intertechnology Inc's net sales decreased -10.0% for the quarter ended June 2019 to \$685.2 million from \$761.0 million a year earlier, while net earnings fell -56.9% to \$44.5 million from \$103.1 million. [Quick Link 57](#)
-  Sanmina Corp's net sales increased +12.2% for the quarter ended June 2019 to \$2.03 billion from \$1.81 billion a year earlier, while net income rose +26.4% to \$42.9 million from \$34.0 million. [Quick Link 58](#)

Materials:

-  Cliffs Natural Resources Inc's revenue increased +4.0% for the quarter ended June 2019 to \$743.2 million from \$714.3 million a year earlier, while net income fell -2.6% to \$160.8 million from \$165.1 million. [Quick Link 59](#)
-  PolyOne Corp's net sales decreased -1.2% for the quarter ended June 2019 to \$903.8 million from \$914.8 million a year earlier, while net income fell -17.9% to \$42.1 million from \$51.3 million. [Quick Link 60](#)

Utilities:

-  Kennedy-Wilson Holdings Inc's revenue decreased -34.0% for the quarter ended June 2019 to \$143.7 million from \$217.8 million a year earlier, while net income fell -53.6% to \$50.8 million from \$109.6 million. [Quick Link 61](#)

1. "Iridium Reports Second-Quarter 2019 Results" <http://investor.iridium.com/2019-07-23-Iridium-Announces-Second-Quarter-2019-Results-Reaffirms-2019-Outlook> (Accessed July 24, 2019).
2. "Fox Factory Holding Corp. Reports Second Quarter 2019 Financial Results" <http://investor.ridefox.com/news-releases/news-release-details/fox-factory-holding-corp-announces-second-quarter-2019-financial> (Accessed August 1, 2019).
3. "Dana Incorporated Reports Second-quarter Results" <https://danaincorporated.gcs-web.com/news-releases/news-release-details/dana-incorporated-announces-strong-second-quarter-results> (Accessed August 1, 2019).
4. "Monro Muffler Brake Reports First Quarter 2019 Results" https://corporate.monro.com/wp-content/uploads/2019/07/MNRO_1QFY20_Earnings_Release.pdf (Accessed July 26, 2019).
5. "Lithia Motors Reports Second Quarter 2019 Results" <https://www.lithiainvestorrelations.com/pressrelease.html> (Accessed July 25, 2019).
6. "Steven Madden Reports Second Quarter 2019 Results" <https://stevemadden.gcs-web.com/news-releases/news-release-details/steve-madden-announces-record-second-quarter-2019-results> (Accessed July 31, 2019).
7. "iRobot Reports Second-Quarter Financial Results" <https://investor.irobot.com/news-releases/news-release-details/irobot-reports-second-quarter-financial-results-3> (Accessed July 24, 2019).
8. "Dorman Products Reports Second-Quarter Financial Results" <https://static.dormanproducts.com/document/pr/2019-q2-earnings.pdf> (Accessed July 31, 2019).
9. "Taylor Morrison Home Reports Second Quarter Results" <http://investors.taylormorrison.com/news-releases/news-release-details/taylor-morrison-reports-second-quarter-closings-2594-increase-30> (Accessed August 1, 2019).
10. "J&J Snack Foods Reports Third Quarter 2019 Financial Results" http://www.jjsnack.com/jjdocumentbank/pdf/PR_RDG_3q_2019_JJSF.pdf (Accessed July 30, 2019).
11. "WD-40 Company Reports Third Quarter 2019 Results" <https://bit.ly/2T3ZzWv> (Accessed July 11, 2019).
12. "Apergy Reports Results for the Second Quarter 2019" <https://investors.apergy.com/news-releases/news-release-details/apergy-reports-second-quarter-2019-results> (Accessed July 31, 2019).
13. "World Fuel Services Corporation Reports Second Quarter 2019 Results" <http://ir.wfscorp.com/phoenix.zhtml?c=101792&p=irol-newsArticle&ID=2404826> (Accessed July 26, 2019).
14. "Patterson-UTI Energy Reports Second Quarter 2019 Financial Results" <https://bit.ly/2T0x9wA> (Accessed July 26, 2019).
15. "Core Laboratories Reports Second-Quarter Financial Results" https://www.corelab.com/investors/cms/docs/press_release/2019_07_24_earnings_release.pdf (Accessed July 26, 2019).
16. "Oceaneering International Reports Second Quarter 2019 Results" <http://investors.oceaneering.com/financial-press-releases/press-release-details/2019/Oceaneering-Reports-Second-Quarter-2019-Results/default.aspx> (Accessed July 26, 2019).
17. "HealthEquity Reports First Quarter 2019 Results" <https://ir.healthequity.com/news-releases/news-release-details/healthequity-reports-first-quarter-ended-april-30-2019-financial> (Accessed June 19, 2018).
18. "CenterState Bank Corporation Reports Second Quarter 2019 Results" <http://www.snl.com/Cache/1500122057.PDF?O=PDF&T=&Y=&D=&FID=1500122057&iid=4053925> (Accessed August 1, 2019).
19. "Washington Federal Reports Third Quarter 2019 Results" https://www.washingtonfederal.com/docs/default-source/2019-financial-releases/exhibit_99-1_june_2019_earnings_release_final.pdf?sfvrsn=7f53b802_2 (Accessed July 19, 2019).
20. "Atlantic Union Bankshares Reports Second Quarter Results" <https://investors.atlanticunionbank.com/file/Index?KeyFile=398787876> (Accessed July 19, 2019).
21. "BancorpSouth Reports Second Quarter 2019 Results" <http://bancorpsouth.investorroom.com/2019-07-17-BancorpSouth-Announces-Second-Quarter-2019-Financial-Results> (Accessed July 19, 2019).
22. "Columbia Banking System Reports Second Quarter 2019 Results" <https://www.snl.com/IRW/file/100754/Index?KeyFile=398887097> (Accessed July 26, 2019).
23. "CVB Financial Corp. Reports Results For Second Quarter 2019" <http://www.snl.com/IRW/file/100224/Index?KeyFile=398869710> (Accessed July 26, 2019).
24. "Independent Bank Reports Results for Second Quarter 2019" <https://independentbankgroup.gcs-web.com/static-files/21bee027-6be8-4335-a1e5-8f80b13cb830> (Accessed July 30, 2019).
25. "South State Reports Results for the Second Quarter 2019" <https://www.snl.com/Cache/1001255046.PDF?O=PDF&T=&Y=&D=&FID=1001255046&iid=1019950> (Accessed July 31, 2019).
26. "Cadence Bancorporation Reports Second Quarter 2019 Results" <http://www.cadencebancorporation.com/file/Index?KeyFile=398831575> (Accessed July 22, 2019).
27. "Old National Bancorp Reports Second Quarter 2019 Results" <http://ir.oldnational.com/file/Index?KeyFile=398831529> (Accessed July 22, 2019).
28. "First BanCorp Reports Second Quarter 2019 Financial Results" <http://www.snl.com/IRW/file/4041406/Index?KeyFile=398845520> (Accessed July 24, 2019).
29. "First Financial Bancorp Reports Second Quarter Financial Results" <http://ir.bankatfirst.com/file/Index?KeyFile=398795795> (Accessed July 19, 2019).
30. "United Community Banks, Inc. Reports Second Quarter Results" <http://ir.ucbi.com/news-releases/news-release-details/united-community-banks-inc-reports-second-quarter-results> (Accessed July 25, 2019).
31. "Simmons Reports Second Quarter 2019 Results" <http://ir.simmonsbank.com/file/Index?KeyFile=398846814> (Accessed July 24, 2019).
32. "WSFS Financial Reports Second Quarter 2019 Results" <http://investors.wsfsbank.com/news-releases/news-release-details/wsfs-reports-2q-2019-eps-068-includes-full-quarter-beneficial> (Accessed July 24, 2019).

Quick Links (cont'd)

33. "First Midwest Bancorp Reports Second Quarter 2019 Results" <https://platform.mi.spglobal.com/Cache/1001254576.PDF?O=PDF&T=&Y=&D=&FID=1001254576&iid=100268> (Accessed July 25, 2019).
34. "Trustmark Reports Second Quarter 2019 Results" <https://www.sn1.com/Cache/1001254563.PDF?O=PDF&T=&Y=&D=&FID=1001254563&iid=100464> (Accessed July 25, 2019).
35. "WesBanco Reports Second Quarter 2019 Results" <http://investor.wesbanco.com/file/Index?KeyFile=398852299> (Accessed July 25, 2019).
36. "Great Western Bancorp Reports Third Quarter 2019 Financial Results" <https://ir.greatwesternbank.com/file/Index?KeyFile=398882145> (Accessed July 26, 2019).
37. "NeoGenomics Reports Second-Quarter 2019 Results" <https://ir.neogenomics.com/press-releases/detail/124/neogenomics-reports-50-revenue-growth-to-record-102> (Accessed July 31, 2019).
38. "Rexnord Reports First Quarter 2019 Financial Results" <https://bit.ly/2MtLpge> (Accessed August 1, 2019).
39. "SkyWest, Inc. Reports Second Quarter 2019 Profit" <http://inc.skywest.com/assets/Uploads/PressReleases/Q2-2019-SKYW-Earnings-Release-Final.pdf> (Accessed August 1, 2019).
40. "Moog Reports Third Quarter 2019 Financial Results" <https://www.moog.com/content/dam/moog/literature/Corporate/Investors/SEC/10-Q/2019/FY%2019%20Q3%20-%2006.29.19.pdf> (Accessed July 29, 2019).
41. "Exponent Reports 2019 Second-Quarter Results" <https://www.exponent.com/investors/~/~~/media/ec859ec6270b470c8688bb1fd0e3f1cb.ashx> (Accessed July 22, 2019).
42. "GATX Corporation Reports 2019 Second-Quarter Results" <http://ir.gatx.com/phoenix.zhtml?c=70051&p=irol-newsArticle&ID=2404090> (Accessed July 19, 2019).
43. "Siteone Landscape Supply Reports Second-quarter Results" <https://investors.siteone.com/news-releases/2019/07-31-2019-110115251> (Accessed August 1, 2019).
44. "Chart Industries Reports 2019 Second Quarter Results" <http://www.sn1.com/Cache/1001254371.PDF?O=PDF&T=&Y=&D=&FID=1001254371&iid=4295886> (Accessed July 19, 2019).
45. "Simpson Manufacturing Reports Second Quarter 2019 Results" <http://www.simpsonmfg.com/docs/EARN219.pdf> (Accessed July 30, 2019).
46. "Hillenbrand Reports Third Quarter Fiscal Year 2019 Results" <https://bit.ly/2ZCUU04> (Accessed August 1, 2019).
47. "Albany International Reports Second Quarter 2019 Results" <https://albint.gcs-web.com/static-files/0f613daa-4d75-4bce-ac64-02992f685308> (Accessed July 31, 2019).
48. "Universal Forest Products Reports Second-Quarter Results" <http://www.ufpinvestor.com/static-files/ee0a4066-1a1a-4f7f-b0d8-c65ecf975574> (Accessed July 26, 2019).
49. "Altra Reports Second-Quarter 2019 Results" <https://ir.altramotion.com/news/press-release-details/2019/Altra-Reports-Second-Quarter-2019-Results/default.aspx> (Accessed July 26, 2019).
50. "Advanced Disposal Services Reports Second-Quarter 2019 Results" <http://ir.advanceddisposal.com/investors/financial-news/press-release-details/2019/Advanced-Disposal-Announces-Second-Quarter-Results/default.aspx> (Accessed August 1, 2019).
51. "Healthcare Services Group Reports Second Quarter Results" <https://investor.hcsgcorp.com/news/news-details/2019/Healthcare-Services-Group-Inc-Reports-Q2-Results-Cash-Dividend-Increase/default.aspx> (Accessed July 24, 2019).
52. "Covanta Holding Corporation Reports 2019 Second Quarter Results" <https://bit.ly/2LXG6Gq> (Accessed July 26, 2019).
53. "Belden Reports Results for Second Quarter 2019" <http://investor.belden.com/investor-relations/news-releases/press-release-details/2019/Belden-Reports-Results-for-Second-Quarter-2019/default.aspx> (Accessed August 1, 2019).
54. "Power Integrations Reports Second-Quarter Financial Results" <https://bit.ly/2YBHch4> (Accessed July 26, 2019).
55. "8x8 Inc Reports First Quarter 2019 Financial Results" <https://investors.8x8.com/press-releases/press-release-details/2019/8x8-Inc-Reports-First-Quarter-Fiscal-2020-Financial-Results/default.aspx> (Accessed July 31, 2019).
56. "PROS Holdings, Inc. Reports Second Quarter 2019 Results" <https://bit.ly/2OzYd7q> (Accessed July 26, 2019).
57. "Vishay Reports Results for Second Quarter 2019" https://ir.vishay.com/sites/vishay.investorhq.businesswire.com/files/doc_library/file/VSH_2Q_PR_Tables.pdf (Accessed July 31, 2019).
58. "Sanmina Reports Third Quarter Financial Results" <http://ir.sanmina.com/investor-relations/news/press-release-details/2019/Sanmina-Reports-Third-Quarter-Financial-Results/default.aspx> (Accessed July 30, 2019).
59. "Cleveland-Cliffs Inc. Reports Second-Quarter 2019 Results" <https://bit.ly/2KnoLmO> (Accessed July 22, 2019).
60. "PolyOne Reports Second Quarter 2019 Financial Results" <https://www.polyone.com/investor-center/news/polyone-announces-second-quarter-2019-results> (Accessed July 26, 2019).
61. "Kennedy-Wilson Holdings Reports Second-Quarter Financial Results" <http://ir.kennedywilson.com/~~/media/Files/K/Kennedy-Wilson-IR-V2/documents/q2-2019-supplemental-financial-information.pdf> (Accessed August 1, 2019).