




SN1000V Report

Monthly Report on the Large/Mid-Cap US Value

July 2019

Index Fundamentals

TTM Div. Yield <u>RLV 1000</u> <u>SN1000V</u> 2.55 2.65		Forward Div. Yield <u>RLV 1000</u> <u>SN1000V</u> 2.61 2.71		Forecast <u>RLV 1000</u> <u>SN1000V</u> +2.43% +2.35%	
---------------------------------------------------------------------------------	-----------------------------------------------------------------------------------	-------------------------------------------------------------------------------------	------------------------------------------------------------------------------------	---------------------------------------------------------------------------	-------------------------------------------------------------------------------------

Index Performance

Total Return Price Appreciation	
1 Month	1.28%
YTD	18.80%
1 Year	6.54%
3 Year	38.45%
5 Year	55.66%
Inception	179.25%

Compound Annual Growth Rate	
1 Year	6.54%
3 Year	11.45%
5 Year	9.25%
Since Inception	7.54%

*Returns under 1 year are not annualized

Source: S-Network as of 07/31/2019


SN1000V Sector Performance (06/30/19 – 07/31/19)	
Communication Services	0.81%
Consumer Discretionary	1.83%
Consumer Staples	0.85%
Energy	-1.54%
Financials	4.54%
Health Care	-1.90%
Industrials	1.92%
Information Technology	5.19%
Materials	-0.63%
Real Estate	7.79%
Utilities	-2.47%

Leading Movers				
Company Name	Ticker	Opening	Closing	Change
MICRON TECHNOLOGY INC	MU US	33.25	44.89	35.01%
WESTERN DIGITAL CORP	WDC US	40.04	53.89	34.59%
THE HOWARD HUGHES CORP	HHC US	102.48	135.00	31.73%
ONEMAIN HOLDINGS INC	OMF US	32.77	41.45	26.49%
FTI CONSULTING INC	FCN US	84.47	104.45	23.65%


Lagging Movers				
Company Name	Ticker	Opening	Closing	Change
MERIT MEDICAL SYSTEMS INC	MMSI US	60.65	39.46	-34.94%
THE CHEMOURS CO	CC US	24.86	19.07	-23.29%
EQUITRANS MIDSTREAM CORP	ETRN US	21.04	16.59	-21.15%
SS&C TECHNOLOGIES HOLDINGS INC	SSNC US	58.87	47.95	-18.55%
NEKTAR THERAPEUTICS	NKTR US	34.86	28.46	-18.36%

Communication Services:


 AT&T Inc's revenue increased +15.3% for the quarter ended June 2019 to \$44.96 billion from \$38.99 billion a year earlier, while net income fell -27.7% to \$3.71 billion from \$5.13 billion. [Quick Link 1](#)


 Comcast Corp's revenue increased +23.6% for the quarter ended June 2019 to \$26.86 billion from \$21.74 billion a year earlier, while net income fell -2.8% to \$3.13 billion from \$3.22 billion. [Quick Link 2](#)


Consumer Discretionary:


 Starbucks Corp's revenue increased +8.1% for the quarter ended June 2019 to \$6.82 billion from \$6.31 billion a year earlier, while net earnings rose +61.2% to \$1.37 billion from \$0.85 billion. [Quick Link 3](#)


Consumer Staples:


 Procter & Gamble Co's net sales increased +1.3% for the year ended June 2019 to \$67.68 billion from \$66.83 billion a year earlier, while net earnings fell -60.0% to \$3.90 billion from \$9.75 billion. [Quick Link 4](#)

 The Coca-Cola Co's net sales increased +6.2% for the quarter ended June 2019 to \$10.00 billion from \$9.42 billion a year earlier, while net income rose +12.5% to \$2.61 billion from \$2.32 billion. [Quick Link 5](#)


 PepsiCo Inc's revenue increased +2.2% for the quarter ended June 2019 to \$16.45 billion from \$16.09 billion a year earlier, while net income rose +12.1% to \$2.04 billion from \$1.82 billion. [Quick Link 6](#)

 Altria Group Inc's revenue increased +4.9% for the quarter ended June 2019 to \$6.62 billion from \$6.31 billion a year earlier, while net earnings rose +6.4% to \$2.00 billion from \$1.88 billion. [Quick Link 7](#)


 Philip Morris International Inc's revenue decreased -5.3% for the quarter ended June 2019 to \$19.99 billion from \$21.10 billion a year earlier, while net earnings rose +5.5% to \$2.32 billion from \$2.20 billion. [Quick Link 8](#)


 Colgate-Palmolive Co's net sales decreased -0.5% for the quarter ended June 2019 to \$3.87 billion from \$3.89 billion a year earlier, while net income fell -8.0% to \$586.0 million from \$637.0 million. [Quick Link 9](#)


Energy:


 Schlumberger NV's revenue decreased -0.4% for the quarter ended June 2019 to \$8.27 billion from \$8.30 billion a year earlier, while net income rose +14.4% to \$492.0 million from \$430.0 million. [Quick Link 10](#)


Financials:


 Bank of America Corp's revenue increased +2.7% for the quarter ended June 2019 to \$23.10 billion from \$22.50 billion a year earlier, while net income rose +7.4% to \$7.30 billion from \$6.80 billion. [Quick Link 11](#)


 JPMorgan Chase & Co's revenue increased +4.2% for the quarter ended June 2019 to \$29.57 billion from \$28.39 billion a year earlier, while net income rose +16.0% to \$9.65 billion from \$8.32 billion. [Quick Link 12](#)


 Wells Fargo & Co's net sales increased +6.1% for the quarter ended June 2019 to \$16.99 billion from \$16.02 billion a year earlier, while net income rose +22.1% to \$5.85 billion from \$4.79 billion. [Quick Link 13](#)


 Citigroup Inc's revenue increased +1.6% for the quarter ended June 2019 to \$18.76 billion from \$18.47 billion a year earlier, while net income rose +6.9% to \$4.80 billion from \$4.49 billion. [Quick Link 14](#)


 US Bancorp's net sales increased +12.7% for the quarter ended June 2019 to \$4.45 billion from \$3.95 billion a year earlier, while net income rose +4.0% to \$1.82 billion from \$1.75 billion. [Quick Link 15](#)

 Goldman Sachs Group Inc's net sales decreased -1.9% for the quarter ended June 2019 to \$9.46 billion from \$9.64 billion a year earlier, while net earnings fell -6.4% to \$2.20 billion from \$2.35 billion. [Quick Link 16](#)


 PNC Financial Services Group Inc's revenue increased +2.8% for the quarter ended June 2019 to \$4.44 billion from \$4.32 billion a year earlier, while net income rose +1.6% to \$1.30 billion from \$1.28 billion. [Quick Link 17](#)


 Morgan Stanley's revenue decreased -3.5% for the quarter ended June 2019 to \$10.24 billion from \$10.61 billion a year earlier, while net earnings fell -10.6% to \$2.03 billion from \$2.27 billion. [Quick Link 18](#)


 Chubb Corp's net sales increased +4.3% for the quarter ended June 2019 to \$10.36 billion from \$9.93 billion a year earlier, while net income fell -10.9% to \$1.15 billion from \$1.29 billion. [Quick Link 19](#)


 American Express Co's revenue increased +8.4% for the quarter ended June 2019 to \$10.84 billion from \$10.00 billion a year earlier, while net income rose +8.6% to \$1.76 billion from \$1.62 billion. [Quick Link 20](#)

Health Care:


 Johnson & Johnson's net sales decreased -1.3% for the quarter ended June 2019 to \$20.56 billion from \$20.83 billion a year earlier, while net earnings rose +42.0% to \$5.61 billion from \$3.95 billion. [Quick Link 21](#)


 Pfizer Inc's revenue decreased -1.6% for the quarter ended June 2019 to \$13.26 billion from \$13.47 billion a year earlier, while net income rose +30.5% to \$5.05 billion from \$3.87 billion. [Quick Link 22](#)


 Merck & Co Inc's revenue increased +12.3% for the quarter ended June 2019 to \$11.76 billion from \$10.47 billion a year earlier, while net income rose +56.1% to \$2.67 billion from \$1.71 billion. [Quick Link 23](#)


 Abbott Laboratories's net sales increased +2.7% for the quarter ended June 2019 to \$7.98 billion from \$7.77 billion a year earlier, while net earnings rose +38.4% to \$1.01 billion from \$0.73 billion. [Quick Link 24](#)

 Amgen Inc's revenue decreased -3.1% for the quarter ended June 2019 to \$5.87 billion from \$6.06 billion a year earlier, while net income fell -5.2% to \$2.18 billion from \$2.30 billion. [Quick Link 25](#)


 AbbVie Inc's revenue decreased -0.2% for the quarter ended June 2019 to \$8.26 billion from \$8.28 billion a year earlier, while net earnings fell -62.6% to \$0.74 billion from \$1.98 billion. [Quick Link 26](#)


 Eli Lilly & Co reported a net income of \$1.33 billion for the quarter ended June 2019 compared to a net loss of \$0.26 billion a year earlier, while revenue increased +0.9% to \$5.64 billion from \$5.59 billion. [Quick Link 27](#)


 Bristol-Myers Squibb Co's revenue increased +10.0% for the quarter ended June 2019 to \$6.27 billion from \$5.70 billion a year earlier, while net earnings rose +286.5% to \$1.43 billion from \$0.37 billion. [Quick Link 28](#)


 Danaher Corp's net sales increased +3.6% for the quarter ended June 2019 to \$5.16 billion from \$4.98 billion a year earlier, while net earnings rose +5.2% to \$708.6 million from \$673.8 million. [Quick Link 29](#)


Industrials:

 United Technologies Corp's net sales increased +17.5% for the quarter ended June 2019 to \$19.63 billion from \$16.71 billion a year earlier, while net income fell -7.3% to \$1.90 billion from \$2.05 billion. [Quick Link 30](#)


 3M Co's net sales decreased -2.6% for the quarter ended June 2019 to \$8.17 billion from \$8.39 billion a year earlier, while net income fell -39.2% to \$1.13 billion from \$1.86 billion. [Quick Link 31](#)


 Honeywell International Inc's net sales decreased -15.4% for the quarter ended June 2019 to \$9.24 billion from \$10.92 billion a year earlier, while net income rose +21.3% to \$1.54 billion from \$1.27 billion. [Quick Link 32](#)

 United Parcel Service Inc's revenue increased +3.4% for the quarter ended June 2019 to \$18.05 billion from \$17.46 billion a year earlier, while net income rose +13.4% to \$1.69 billion from \$1.49 billion. [Quick Link 33](#)

 Caterpillar Inc's revenue increased +4.7% for the quarter ended June 2019 to \$757.0 million from \$723.0 million a year earlier, while net earnings rose +11.3% to \$79.0 million from \$71.0 million. [Quick Link 34](#)


Information Technology:

 Apple Inc's net sales increased +1.0% for the quarter ended June 2019 to \$53.81 billion from \$53.27 billion a year earlier, while net income fell -12.8% to \$10.04 billion from \$11.52 billion. [Quick Link 35](#)

 International Business Machines Corp's revenue decreased -4.2% for the quarter ended June 2019 to \$19.16 billion from \$20.00 billion a year earlier, while net income rose +4.2% to \$2.50 billion from \$2.40 billion. [Quick Link 36](#)

 Intel Corp's revenue decreased -2.7% for the quarter ended June 2019 to \$16.51 billion from \$16.96 billion a year earlier, while net income fell -16.6% to \$4.18 billion from \$5.01 billion. [Quick Link 37](#)

Utilities:

 NextEra Energy Inc's revenue increased +22.4% for the quarter ended June 2019 to \$4.97 billion from \$4.06 billion a year earlier, while net income rose +14.1% to \$1.13 billion from \$0.99 billion. [Quick Link 38](#)

1. "AT&T Inc Reports Second-Quarter 2019 Results" https://investors.att.com/~//media/Files/A/ATT-IR/financial-reports/quarterly-earnings/2019/2q-2019/2Q19_Trending_Schedules.pdf (Accessed July 25, 2019).
2. "Comcast Reports Second-Quarter 2019 Results" <https://www.cmcsa.com/static-files/0dfb4c67-e0d5-4e04-97fc-809a523da09c> (Accessed July 26, 2019).
3. "Starbucks Reports Q3 Fiscal 2019 Results" <https://investor.starbucks.com/press-releases/financial-releases/press-release-details/2019/Starbucks-Reports-Q3-Fiscal-2019-Results/default.aspx> (Accessed July 26, 2019).
4. "P&G Reports Fiscal Year 2019 Results" <http://www.pginvestor.com/file/Index?KeyFile=398954304> (Accessed July 31, 2019).
5. "Coca-Cola Group Reports Second-Quarter 2019 Results" <http://d18rn0p25nwr6d.cloudfront.net/CIK-0000021344/96e2a947-35bf-41d8-80fb-ef87a466e0c8.pdf> (Accessed July 24, 2019).
6. "PepsiCo Reports Second-Quarter 2019 Results" https://www.pepsico.com/docs/album/investors/q2-2019/q2-2019-earnings-release_q961gnlxebnojsov.pdf (Accessed July 10, 2019).
7. "Altria Reports 2019 Second-Quarter Results" <http://investor.altria.com/file/Index?KeyFile=398954477> (Accessed July 31, 2019).
8. "Philip Morris International Reports Second-Quarter 2019 Results" <https://philipmorrisinternational.gcs-web.com/static-files/bd66cf01-f973-423c-a35d-8f7599f42928> (Accessed July 19, 2019).
9. "Colgate Reports 2nd Quarter 2019 Results" <https://investor.colgatepalmolive.com/news-releases/news-release-details/colgate-announces-2nd-quarter-2019-results> (Accessed July 29, 2019).
10. "Schlumberger Reports Second-Quarter 2019 Results" <https://investorcenter.slb.com/news-releases/news-release-details/schlumberger-announces-second-quarter-2019-results> (Accessed July 22, 2019).
11. "Bank of America Reports Second-Quarter 2019 Results" <http://phx.corporate-ir.net/External.File?item=UGFyZW50SUQ9NDlwNDg5fENoaWxkSUQ9LTF8VHlwZT0z&t=1&cb=636988790732960096> (Accessed July 18, 2019).
12. "JPMorgan Reports Second-Quarter 2019 Results" <https://www.jpmorganchase.com/corporate/investor-relations/document/11eb716c-277c-948a-8673-d0e96b5c6789.pdf> (Accessed July 18, 2019).
13. "Wells Fargo & Co Reports Second-Quarter 2019 Results" <https://www08.wellsfargomedia.com/assets/pdf/about/investor-relations/earnings/second-quarter-2019-earnings.pdf> (Accessed July 18, 2019).
14. "Citigroup Reports Second-Quarter 2019 Results" <https://www.citigroup.com/citi/investor/data/qer219.pdf?ieNocache=271> (Accessed July 15, 2019).
15. "US Bancorp Reports Second-Quarter 2019 Results" <https://ir.usbank.com/static-files/52149cae-274e-464f-8cd4-9c1b020b0723> (Accessed July 18, 2019).
16. "Goldman Sachs Reports Second-Quarter 2019 Results" <https://www.goldmansachs.com/media-relations/press-releases/current/pdfs/2019-q2-results.pdf> (Accessed July 18, 2019).
17. "PNC Reports Second-Quarter 2019 Results" <http://phx.corporate-ir.net/phoenix.zhtml?c=107246&p=irol-newsArticle&ID=2403917> (Accessed July 18, 2019).
18. "Morgan Stanley Reports Second Quarter 2019 Results" <https://www.morganstanley.com/about-us-ir/shareholder/2q2019.pdf> (Accessed July 19, 2019).
19. "Chubb Reports Second-Quarter 2019 Results" http://s1.q4cdn.com/677769242/files/doc_financials/2019/q2/2nd-Quarter-2019-Earnings-Press-Release.pdf (Accessed July 25, 2019).
20. "American Express Reports Second-Quarter 2019 Results" <https://ir.americanexpress.com/Cache/1001254397.PDF?O=PDF&T=&Y=&D=&FID=1001254397&iid=102700> (Accessed July 22, 2019).
21. "Johnson & Johnson Reports Second-Quarter 2019 Results" <https://johnsonandjohnson.gcs-web.com/static-files/95ebb82c-8664-41a2-bfc1-c3d13a17eae6> (Accessed July 18, 2019).
22. "Pfizer Reports Second-Quarter 2019 Results" https://s21.q4cdn.com/317678438/files/doc_financials/Quarterly/2019/q2/Q2-2019-PFE-Earnings-Release.pdf (Accessed July 31, 2019).
23. "Merck Reports Second-Quarter 2019 Financial Results" https://s21.q4cdn.com/488056881/files/doc_financials/2019/Q2/Merck-News-Release-07-30-19-Merck-Announces-Second-Quarter-2019-Financial-Results.pdf (Accessed July 31, 2019).
24. "Abbott Reports Second-Quarter 2019 Results" <https://www.abbottinvestor.com/static-files/12f8c8d7-de07-4b51-98c3-1290c91dab25> (Accessed July 18, 2019).
25. "Amgen Reports Second Quarter 2019 Financial Results" <http://investors.amgen.com/news-releases/news-release-details/amgen-reports-second-quarter-2019-financial-results> (Accessed July 31, 2019).
26. "AbbVie Reports Second-Quarter 2019 Financial Results" <https://investors.abbvie.com/news-releases/news-release-details/abbvie-reports-second-quarter-2019-financial-results> (Accessed July 29, 2019).
27. "Lilly Reports Second-Quarter 2019 Financial Results" <https://investor.lilly.com/static-files/008159f9-e641-4a29-9cda-0005fde10c0a> (Accessed July 31, 2019).
28. "Bristol-Myers Squibb Reports Second Quarter Financial Results" <https://bit.ly/2OzkfHr> (Accessed July 26, 2019).
29. "Danaher Reports Second-Quarter 2019 Results" <http://investors.danaher.com/2019-07-18-Danaher-Reports-Second-Quarter-2019-Results> (Accessed July 19, 2019).
30. "United Technologies Reports Second Quarter 2019 Results" <https://www.utc.com/en/news/news-center/2019/07/23/united-technologies-reports-second-quarter-2019-results-raises-2019-organic-sale> (Accessed July 24, 2019).
31. "3M Reports Second-Quarter 2019 Results" https://s2.q4cdn.com/974527301/files/doc_news/2019/07/Q2-2019-Earnings-Press-Release.pdf (Accessed July 26, 2019).
32. "Honeywell International Inc Reports Second-Quarter 2019 Results" <http://investor.honeywell.com/file/Index?KeyFile=398787166> (Accessed July 19, 2019).

Quick Links (cont'd)

33. "United Parcel Service Reports Second Quarter 2019 Results" <http://www.investors.ups.com/static-files/95471799-ea8e-4dcb-99c7-28a812d15ae3> (Accessed July 25, 2019).
34. "Caterpillar Reports Second-Quarter 2019 Results" <https://www.caterpillar.com/content/dam/caterpillarDotCom/releases/2Q19%20Cat%20Financial%20Results.pdf> (Accessed July 25, 2019).
35. "Apple Reports Third Quarter Results" <https://www.apple.com/newsroom/pdfs/Q3%20FY19%20Consolidated%20Financial%20Statements.pdf> (Accessed July 31, 2019).
36. "IBM Reports Second-Quarter 2019 Results" <https://www.ibm.com/investor/att/pdf/IBM-2Q19-Earnings-Press-Release.pdf> (Accessed July 18, 2019).
37. "Intel Reports Second-Quarter 2019 Financial Results" https://s21.q4cdn.com/600692695/files/doc_financials/2019/Q2/Q2-2019_EarningsRelease.pdf (Accessed July 29, 2019).
38. "NextEra Energy reports second quarter 2019 financial results" <https://bit.ly/2T0oD0v> (Accessed July 25, 2019).

