




SN1000 Report

Monthly Report on the US Equity Large/Mid-Cap 1000

June 2019

Index Fundamentals

TTM Div. Yield <u>RIY 1000</u> <u>SN1000</u> 1.94 1.77		Forward Div. Yield <u>RIY 1000</u> <u>SN1000</u> 1.92 1.82		Forecast <u>RIY 1000</u> <u>SN1000</u> -0.99% +2.79%	
--	---	--	--	--	---

Source: Bloomberg

Index Performance


Total Return Price Appreciation		Compound Annual Growth Rate	
1 Month	7.23%	1 Year	9.93%
YTD	19.01%	3 Year	14.55%
1 Year	9.93%	5 Year	10.57%
3 Year	50.31%	Since Inception	6.11%
5 Year	65.28%		
Inception	218.82%		

*Returns under 1 year are not annualized


Source: S-Network as of 06/30/2019


SN1000 Sector Performance (05/31/19 – 06/30/19)		Leading Movers				
Communication Services	4.28%	Company Name	Ticker	Opening	Closing	Change
Consumer Discretionary	7.61%	ARRAY BIOPHARMA INC	ARRY US	26.42	46.33	75.36%
Consumer Staples	4.94%	TABLEAU SOFTWARE INC	DATA US	112.47	166.02	47.61%
Energy	8.74%	ALLERGAN PLC	AGN US	121.91	167.43	37.34%
Financials	6.49%	CAESARS ENTERTAINMENT CORP	CZR US	8.79	11.82	34.47%
Health Care	7.12%	SAREPTA THERAPEUTICS INC	SRPT US	113.85	151.95	33.47%
Industrials	8.11%	Lagging Movers				
Information Technology	8.83%	Company Name	Ticker	Opening	Closing	Change
Materials	12.24%	PIVOTAL SOFTWARE INC	PVTI US	19.90	10.56	-46.93%
Real Estate	13.93%	MODERNA INC	MRNA US	20.78	14.64	-29.55%
Utilities	3.15%	LIONS GATE ENTERTAINMENT (US) A	LGF/A US	14.77	12.25	-17.06%
		NEW RELIC INC	NEWR US	100.32	86.51	-13.77%
		EQT CORP	EQT US	18.30	15.81	-13.61%


Communication Services:


 John Wiley & Sons Inc's revenues remained flat for the year ended April 2019 at \$1.80 billion as compared to a year earlier, while net income fell -12.5% to \$168.3 million from \$192.2 million. [Quick Link 1](#)


Consumer Discretionary:


 American Eagle Outfitters Inc's net sales increased +7.7% for the quarter ended April 2019 to \$886.3 million from \$823.0 million a year earlier, while net income rose +2.1% to \$40.8 million from \$39.9 million. [Quick Link 2](#)


 Carnival Corp's revenues increased +11.0% for the quarter ended May 2019 to \$4.84 billion from \$4.36 billion a year earlier, while net income fell -19.6% to \$451.0 million from \$561.0 million. [Quick Link 3](#)


 Darden Restaurants Inc's revenues increased +5.3% for the year ended May 2019 to \$8.51 billion from \$8.08 billion a year earlier, while net earnings rose +19.7% to \$713.4 million from \$596.0 million. [Quick Link 4](#)

 Five Below Inc's net sales increased +23.1% for the quarter ended April 2019 to \$364.8 million from \$296.3 million a year earlier, while net income rose +17.7% to \$25.7 million from \$21.8 million. [Quick Link 5](#)


 H&R Block Inc's revenues decreased -2.2% for the year ended April 2019 to \$3.09 billion from \$3.16 billion a year earlier, while net income fell -31.1% to \$422.5 million from \$613.2 million. [Quick Link 6](#)


 CarMax Inc's revenues increased +12.1% for the quarter ended May 2019 to \$5.37 billion from \$4.79 billion a year earlier, while net earnings rose +11.8% to \$266.7 million from \$238.7 million. [Quick Link 7](#)


 The Michaels Cos Inc's net sales decreased -6.0% for the quarter ended April 2019 to \$1.09 billion from \$1.16 billion a year earlier, while net income rose +65.8% to \$32.9 million from \$19.8 million. [Quick Link 8](#)

 Vail Resorts Inc's net sales increased +13.4% for the quarter ended April 2019 to \$958.0 million from \$844.5 million a year earlier, while net income rose +14.0% to \$292.1 million from \$256.3 million. [Quick Link 9](#)


 Nike Inc's revenues increased +7.5% for the year ended May 2019 to \$39.12 billion from \$36.40 billion a year earlier, while net income rose +108.8% to \$4.03 billion from \$1.93 billion. [Quick Link 10](#)


 Ollie's Bargain Outlet Holdings Inc's net sales increased +17.8% for the quarter ended April 2019 to \$324.9 million from \$275.7 million a year earlier, while net income rose +27.2% to \$38.7 million from \$30.5 million. [Quick Link 11](#)


 Tiffany & Co's net sales decreased -2.9% for the quarter ended April 2019 to \$1.00 billion from \$1.03 billion a year earlier, while net earnings fell -12.0% to \$125.2 million from \$142.3 million. [Quick Link 12](#)

 Thor Industries Inc's net sales increased +11.6% for the quarter ended April 2019 to \$2.51 billion from \$2.25 billion a year earlier, while net income fell -75.6% to \$32.7 million from \$133.8 million. [Quick Link 13](#)


Consumer Staples:


 ConAgra Foods Inc's net sales increased +20.2% for the year ended May 2019 to \$9.54 billion from \$7.94 billion a year earlier, while net income fell -16.1% to \$678.3 million from \$808.4 million. [Quick Link 14](#)


 Casey's General Stores Inc's revenues increased +11.4% for the year ended April 2019 to \$9.35 billion from \$8.39 billion a year earlier, while net income fell -35.9% to \$203.9 million from \$317.9 million. [Quick Link 15](#)


 National Beverage Corp's net sales increased +3.1% for the year ended April 2019 to \$1.01 billion from \$0.98 billion a year earlier, while net income fell -6.0% to \$140.9 million from \$149.8 million. [Quick Link 16](#)


 General Mills Inc's net sales increased +7.2% for the year ended April 2019 to \$16.87 billion from \$15.74 billion a year earlier, while net earnings fell -17.8% to \$1.75 billion from \$2.13 billion. [Quick Link 17](#)


 Kroger Co's net sales decreased -1.2% for the quarter ended May 2019 to \$37.25 billion from \$37.72 billion a year earlier, while net income fell -62.1% to \$0.77 billion from \$2.03 billion. [Quick Link 18](#)


 McCormick & Company Inc's net sales remained flat for the quarter ended May 2019 at \$1.30 billion as compared to a year earlier, while net income rose +21.2% to \$149.4 million from \$123.3 million. [Quick Link 19](#)

 J M Smucker Co's net sales increased +6.5% for the year ended April 2019 to \$7.84 billion from \$7.36 billion a year earlier, while net income fell -61.9% to \$0.51 billion from \$1.34 billion. [Quick Link 20](#)


 Constellation Brands Inc's net sales increased +2.4% for the quarter ended May 2019 to \$2.10 billion from \$2.05 billion a year earlier, while net income rose +0.6% to \$646.2 million from \$642.3 million. [Quick Link 21](#)

 Walgreens Boots Alliance Inc's net sales increased +0.8% for the quarter ended May 2019 to \$34.59 billion from \$34.33 billion a year earlier, while net earnings fell -23.1% to \$1.03 billion from \$1.34 billion. [Quick Link 22](#)


 Campbell Soup Co reported net earnings of \$84.0 million for the quarter ended April 2019 compared to a net loss of \$393.0 million a year earlier, while net sales increased +16.0% to \$2.18 billion from \$1.88 billion. [Quick Link 23](#)


 Brown-Forman Corp's net sales increased +2.2% for the year ended April 2019 to \$3.32 billion from \$3.25 billion a year earlier, while net income rose +16.5% to \$835.0 million from \$717.0 million. [Quick Link 24](#)

Financials:


 FactSet Research Systems Inc's revenues increased +7.2% for the quarter ended May 2019 to \$364.5 million from \$339.9 million a year earlier, while net income rose +23.4% to \$92.3 million from \$74.8 million. [Quick Link 25](#)


Health Care:


 Cantel Medical Corp's net sales increased +5.2% for the quarter ended April 2019 to \$228.6 million from \$217.3 million a year earlier, while net income fell -56.4% to \$8.2 million from \$18.7 million. [Quick Link 26](#)


 HealthEquity Inc's revenues increased +24.5% for the quarter ended April 2019 to \$87.1 million from \$69.9 million a year earlier, while net income rose +85.2% to \$41.8 million from \$22.6 million. [Quick Link 27](#)

Industrials:

 Donaldson Co Inc's net sales increased +1.8% for the quarter ended April 2019 to \$712.8 million from \$700.0 million a year earlier, while net earnings rose +7.6% to \$75.2 million from \$69.9 million. [Quick Link 28](#)


 Hd Supply Holdings Inc's net sales increased +7.2% for the quarter ended April 2019 to \$1.49 billion from \$1.39 billion a year earlier, while net income rose +13.3% to \$102.0 million from \$90.0 million. [Quick Link 29](#)


 Navistar International Corp reported a net loss of \$48.0 million for the quarter ended April 2019 compared to a net income of \$55.0 million a year earlier, while revenues increased +24.0% to \$3.00 billion from \$2.42 billion. [Quick Link 30](#)


 UniFirst Corp's revenues increased +6.2% for the quarter ended May 2019 to \$453.7 million from \$427.4 million a year earlier, while net income rose +29.9% to \$47.2 million from \$36.4 million. [Quick Link 31](#)


 FedEx Corp's revenues increased +6.5% for the year ended May 2019 to \$69.69 billion from \$65.45 billion a year earlier, while net income fell -88.2% to \$0.54 billion from \$4.57 billion. [Quick Link 32](#)


Information Technology:


 Accenture Plc's revenues increased +3.8% for the quarter ended May 2019 to \$11.10 billion from \$10.69 billion a year earlier, while net income rose +20.2% to \$1.25 billion from \$1.04 billion. [Quick Link 33](#)


 Adobe Systems Inc's revenues increased +24.5% for the quarter ended May 2019 to \$2.74 billion from \$2.20 billion a year earlier, while net income fell -4.6% to \$632.6 million from \$663.2 million. [Quick Link 34](#)


 Guidewire Software Inc reported a net loss of \$8.6 million for the quarter ended April 2019 compared to a net loss of \$31.2 million a year earlier, while revenues increased +14.6% to \$162.9 million from \$142.2 million. [Quick Link 35](#)


 Jabil Circuit Inc's revenues increased +12.9% for the quarter ended May 2019 to \$6.14 billion from \$5.44 billion a year earlier, while net income rose +2.2% to \$43.5 million from \$42.5 million. [Quick Link 36](#)


 MongoDB Inc reported a net loss of \$33.2 million for the quarter ended April 2019 compared to a net loss of \$26.6 million a year earlier, while revenues increased +78.3% to \$89.4 million from \$50.1 million. [Quick Link 37](#)

 Micron Technology Inc's revenues decreased -38.6% for the quarter ended May 2019 to \$4.79 billion from \$7.80 billion a year earlier, while net income fell -78.0% to \$0.84 billion from \$3.82 billion. [Quick Link 38](#)

 Oracle Corp's revenues increased +0.3% for the year ended May 2019 to \$39.51 billion from \$39.38 billion a year earlier, while net income rose +208.6% to \$11.08 billion from \$3.59 billion. [Quick Link 39](#)

 Red Hat Inc's revenues increased +14.8% for the quarter ended May 2019 to \$934.1 million from \$813.5 million a year earlier, while net income rose +24.7% to \$141.1 million from \$113.2 million. [Quick Link 40](#)

 Broadcom Inc's net sales increased +10.2% for the quarter ended April 2019 to \$5.52 billion from \$5.01 billion a year earlier, while net income fell -81.5% to \$0.69 billion from \$3.72 billion. [Quick Link 41](#)

 Box Inc reported a net loss of \$36.8 million for the quarter ended April 2019 compared to a net loss of \$36.6 million a year earlier, while revenues increased +16.0% to \$163.0 million from \$140.5 million. [Quick Link 42](#)



Salesforce.com Inc's revenues increased +24.3% for the quarter ended April 2019 to \$3.74 billion from \$3.01 billion a year earlier, while net income rose +14.0% to \$392.0 million from \$344.0 million. [Quick Link 43](#)



DocuSign Inc reported a net loss of \$45.7 million for the quarter ended April 2019 compared to a net loss of \$270.7 million a year earlier, while revenues increased +37.3% to \$214.0 million from \$155.8 million. [Quick Link 44](#)



Perspecta Inc's revenues increased +42.9% for the fiscal year ended March 2019 to \$4.03 billion from \$2.82 billion a year earlier, while net income fell -65.4% to \$72.0 million from \$208.0 million. [Quick Link 45](#)



Pivotal Software Inc reported a net loss of \$31.7 million for the quarter ended April 2019 compared to a net loss of \$32.5 million a year earlier, while revenues increased +19.3% to \$185.7 million from \$155.7 million. [Quick Link 46](#)



Science Applications Internati's revenues increased +37.3% for the quarter ended April 2019 to \$1.62 billion from \$1.18 billion a year earlier, while net income rose +12.2% to \$55.0 million from \$49.0 million. [Quick Link 47](#)



Ciena Corp's revenues increased +18.5% for the quarter ended April 2019 to \$865.0 million from \$730.0 million a year earlier, while net income rose +280.5% to \$52.7 million from \$13.9 million. [Quick Link 48](#)



Paychex Inc's revenues increased +11.5% for the year ended May 2019 to \$3.77 billion from \$3.38 billion a year earlier, while net income rose +4.0% to \$1.03 billion from \$0.99 billion. [Quick Link 49](#)

1. "Wiley Reports Fiscal Year 2019 Results" <https://newsroom.wiley.com/press-release/all-corporate-news/wiley-reports-fourth-quarter-and-fiscal-year-2019-results> (Accessed June 12, 2019).
2. "American Eagle Outfitters Reports First Quarter 2019 Results" <http://investors.ae.com/news-releases/news-releases-details/2019/American-Eagle-Outfitters-Reports-Record-First-Quarter-Revenue/default.aspx> (Accessed June 6, 2019).
3. "Carnival Corporation & plc Reports Second Quarter Earnings" <http://www.carnivalcorp.com/phoenix.zhtml?c=200767&p=irol-newsArticle&ID=2401917> (Accessed June 28, 2019).
4. "Darden Restaurants Reports Fiscal 2019 Full Year Results" <https://tinyurl.com/yxhg2bop> (Accessed June 21, 2019).
5. "Five Below, Inc. Reports First Quarter Fiscal 2019 Financial Results" <http://investor.fivebelow.com/news/press-release-details/2019/Five-Below-Inc-Announces-First-Quarter-Fiscal-2019-Financial-Results/default.aspx> (Accessed June 6, 2019).
6. "H&R Block Reports Fiscal 2019 Results" <https://investors.hrblock.com/news-releases/news-release-details/hr-block-reports-fiscal-2019-results-enters-agreement-acquire> (Accessed June 12, 2019).
7. "CarMax Reports First Quarter Results" <http://investors.carmax.com/news-releases/news-releases-details/2019/CarMax-Reports-First-Quarter-Results/default.aspx> (Accessed June 24, 2019).
8. "The Michaels Reports First Quarter Fiscal 2020 Results" <https://investors.michaels.com/news-events/press-releases/detail/233/the-michaels-companies-announces-first-quarter-2019-results> (Accessed June 17, 2019).
9. "Vail Resorts Reports Fiscal 2019 Third Quarter Results" <http://investors.vailresorts.com/news-releases/news-release-details/vail-resorts-reports-fiscal-2019-third-quarter-results-and-early> (Accessed June 7, 2019).
10. "Nike Reports Fiscal Year 2019 Results" https://s1.q4cdn.com/806093406/files/doc_financials/2019/Q4/FY19-Q4-Combined-NIKE-Press-Release-Schedules-FINAL.pdf (Accessed June 28, 2019).
11. "Ollie's Bargain Outlet Holdings, Inc. Reports First Quarter Fiscal 2019 Financial Results" <https://investors.ollies.us/news-releases/news-release-details/ollies-bargain-outlet-holdings-inc-reports-first-quarter-1> (Accessed June 7, 2019).
12. "Tiffany Reports First Quarter Results" <https://investor.tiffany.com/news-releases/news-release-details/tiffany-reports-first-quarter-results-board-increases-quarterly> (Accessed June 5, 2019).
13. "Thor Industries Reports Third-Quarter Results" <https://tinyurl.com/y5vw66jm> (Accessed June 12, 2019).
14. "Conagra Brands Reports Full-Year Results" <https://www.conagrabrands.com/news-room/news-conagra-brands-reports-fourth-quarter-and-full-year-results-prn-122689> (Accessed July 1, 2019).
15. "Casey's General Stores Reports Fiscal 2019 Results" <https://bit.ly/302QLTi> (Accessed June 12, 2019).
16. "National Beverage Reports Fiscal 2019 Results" <http://ir.nationalbeverage.com/static-files/76491822-f0d5-4a37-8bae-7900a58b0e5d> (Accessed June 27, 2019).
17. "General Mills Reports Fiscal 2019 Results" <https://tinyurl.com/y2ultpb3> (Accessed June 27, 2019).
18. "Kroger Reports First Quarter 2019 Results" <http://ir.kroger.com/file/Index?KeyFile=398405452> (Accessed June 21, 2019).
19. "McCormick Reports Second Quarter Results" <https://ir.mccormick.com/news-releases/news-release-details/mccormick-reports-strong-second-quarter-performance-and-updates> (Accessed June 28, 2019).
20. "The J. M. Smucker Company Reports Fiscal 2019 Results" <https://jmsmucker.gcs-web.com/static-files/ce01c7dd-883b-47c8-b6d0-5f409aeef572> (Accessed June 7, 2019).
21. "Constellation Brands Reports First Quarter Fiscal 2020 Results" <http://phx.corporate-ir.net/External.File?item=UGFyZW50SUQ9NzA3NDE0fENoaWxkSUQ9NDlwMzlwFR5cGU9MQ==&t=1> (Accessed July 1, 2019).
22. "Walgreens Boots Alliance Reports Results for the Third Quarter of Fiscal 2019" <https://tinyurl.com/y3uw95td> (Accessed June 28, 2019).
23. "Campbell Reports Third-Quarter Results" <http://investor.campbellsoupcompany.com/phoenix.zhtml?c=88650&p=irol-newsArticle&ID=2400676> (Accessed June 6, 2019).
24. "Brown-Forman Reports Solid Fiscal 2019 Results" <https://investors.brown-forman.com/file/Index?KeyFile=398206074> (Accessed June 6, 2019).
25. "FactSet Research Systems Reports Third Quarter Fiscal 2019 Results" <https://d18rn0p25nwr6d.cloudfront.net/CIK-0001013237/ae63ae7f-b6bd-4adc-9156-d3a3012cf448.pdf> (Accessed June 26, 2019).
26. "Cantel Medical Reports Third Quarter 2019 Earnings" <http://www.cantelmedical.com/press-releases> (Accessed June 7, 2019).
27. "HealthEquity Reports First Quarter Fiscal 2020 Results" <https://ir.healthequity.com/news-releases/news-release-details/healthequity-reports-first-quarter-ended-april-30-2019-financial> (Accessed June 6, 2019).
28. "Donaldson Company Reports Third Quarter 2019 Earnings" <https://ir.donaldson.com/press-releases/press-release-details/2019/Donaldson-Company-Reports-Third-Quarter-2019-Earnings/default.aspx> (Accessed June 5, 2019).
29. "Hd Supply Reports First Quarter Fiscal 2019 Results" <http://ir.hdsupply.com/news-releases/news-release-details/hd-supply-holdings-inc-announces-fiscal-2019-first-quarter-0> (Accessed June 12, 2019).
30. "Navistar International Reports Second Quarter Results" <https://navistar.gcs-web.com/static-files/e9742594-df26-4fe5-81f2-6daa772ee2b4> (Accessed June 7, 2019).
31. "UniFirst Reports Financial Results for the Third Quarter of Fiscal 2019" <https://investors.unifirst.com/news-releases/news-release-details/unifirst-announces-financial-results-third-quarter-fiscal-2019> (Accessed June 27, 2019).
32. "FedEx Reports Results Fiscal Year 2019" http://s1.q4cdn.com/714383399/files/doc_news/earnings/2019/FedEx-Q4-FY19-Earnings-Release.pdf (Accessed June 27, 2019).

Quick Links (cont'd)

33. "Accenture Reports Third-Quarter Fiscal 2019 Results" <https://investor.accenture.com/~media/Files/A/Accenture-IR-V2/quarterly-earnings/2019/q3fy19/fy19-q3-pr.pdf> (Accessed June 28, 2019).
34. "Adobe Systems Reports Second Quarter Results" <https://www.adobe.com/content/dam/acom/en/investor-relations/pdfs/81609102/a3M0gEA3mKrl.pdf> (Accessed June 19, 2019).
35. "Guidewire Software Reports Third Quarter Fiscal Year 2019 Results" <http://ir.guidewire.com/phoenix.zhtml?c=248177&p=irol-newsArticle&ID=2400623> (Accessed June 5, 2019).
36. "Jabil Circuit Reports Third Quarter 2019 Earnings" <https://investors.jabil.com/news-releases/news-release-details/jabil-posts-third-quarter-results-5> (Accessed June 19, 2019).
37. "MongoDB, Inc. Reports First Quarter Fiscal 2020 Results" <https://investors.mongodb.com/news-releases/news-release-details/mongodb-inc-announces-first-quarter-fiscal-2020-financial> (Accessed June 6, 2019).
38. "Micron Technology, Inc. Reports Results for the Third Quarter of Fiscal 2019" <http://investors.micron.com/news-releases/news-release-details/micron-technology-inc-reports-results-third-quarter-fiscal-2019> (Accessed June 26, 2019).
39. "Oracle Reports Fiscal Year 2019 Results" <https://investor.oracle.com/financial-news/financial-news-details/2019/Q4-FY19-GAAP-EPS-UP-36-TO-107-and-NON-GAAP-EPS-UP-23-TO-116/default.aspx> (Accessed June 20, 2019).
40. "Red Hat Reports First Quarter Results for Fiscal Year 2020" <https://investors.redhat.com/tools/viewpdf.aspx?page={95999CA1-093D-424D-B495-236136F60D0D}> (Accessed June 21, 2019).
41. "Broadcom Inc. Reports Second Quarter Fiscal Year 2019 Results" <https://investors.broadcom.com/news-releases/news-release-details/broadcom-inc-announces-second-quarter-fiscal-year-2019-financial> (Accessed June 17, 2019).
42. "Box Reports First Quarter 2019 Results" <https://bit.ly/2Xh7oc3> (Accessed June 5, 2019).
43. "Salesforce Reports First Quarter Fiscal 2020 Results" https://s23.q4cdn.com/574569502/files/doc_financials/2020/CRM-Q1-FY20-Earnings-Press-Release-w-financials.pdf (Accessed June 6, 2019).
44. "DocuSign Reports First Quarter Fiscal 2020 Results" <https://bit.ly/2RNBS4e> (Accessed June 10, 2019).
45. "Perspecta Reports Results Fiscal Year 2019" <https://investors.perspecta.com/file/Index?KeyFile=398235302> (Accessed June 10, 2019).
46. "Pivotal Reports First Quarter Fiscal Year 2020 Results" <https://investors.pivotal.io/news/financial-news/press-release-details/2019/Pivotal-Reports-First-Quarter-Fiscal-Year-2020-Financial-Results/> (Accessed June 6, 2019).
47. "Science Applications Reports First Quarter Fiscal Year 2020 Results" <https://investors.saic.com/press-release/financial/saic-announces-first-quarter-fiscal-year-2020-results> (Accessed June 7, 2019).
48. "Ciena Reports Fiscal Second Quarter 2019 Results" <https://investor.ciena.com/news/press-release-details/2019/Ciena-Reports-Fiscal-Second-Quarter-2019-Financial-Results/default.aspx> (Accessed June 7, 2019).
49. "Paychex Reports Solid Fiscal 2019 Results" <https://www.paychex.com/sites/default/files/2019-06/investors-2019-4q.pdf> (Accessed June 27, 2019).